


WHISPERING PINES - UNIT 1.

ADDRESSES

FEBRUARY 11, 1988

G-36-8

BLOCK 1	LOT	6	4821	PINON DRIVE	N-S	Public Street
		7	4817			
		8	4813			
		9	4809			
		10	4805			
		11	4804	NORWAY LANE	N-S	Public Street
		12	4808			
		13	4812			
		14	4816			
		15	4820			
		16	4824			
		17	5100	REGAL SPRUCE LANE	E-W	Public Street
		18	5104			
BLOCK 2	LOT	8	4825	YELLOW PINE LANE	N-S	Public Street
		9	4821			
		10	4817			
		11	4813			
		12	4809			
		13	4805			
		14	4804	PINON DRIVE	N-S	Public Street
		15	4808			
		16	4812			
		17	4816			
BLOCK 3	LOT	13	4828	YELLOW PINE LANE	N-S	Public Street
		14	4824			
		15	4820			
		16	4816			
		17	4812			
		18	4808			
		19	4804			
		20	4800			
		21	5001	AUSTRIAN DRIVE	E-W	Public Street
		22	5005			
BLOCK 6	LOT	1	5021	AUSTRIAN DRIVE	E-W	Public Street
		2	5025			
		3	5029			
		4	5033			
		5	4801	NORWAY LANE	N-S	Public Street
		6	4805			
		7	4809			
		8	4813			
		9	4817			
		10	4821			
	"A"	5160	LONE MOUNTAIN ROAD	E-W	Public Street	

 JIM ROBISON
PLANNING ASSISTANT

JR:dp


WHISPERING PINES - UNIT 1

ADDRESSES

FEBRUARY 11, 1988

G-36-8

BLOCK 1	LOT	6	4821	PINDN DRIVE	N-S	Public Street				
		7	4817							
		8	4813							
		9	4809							
		10	4805							
		11	4804							
		12	4808							
		13	4812							
		14	4816							
		15	4820							
		16	4824							
	BLOCK 2	LOT	17	5100	REGAL SPRUCE LANE	E-W	Public Street			
			18	5104						
			8	4825						
			9	4821						
			10	4817						
			11	4813						
			12	4809						
13			4805							
14			4804							
15			4808							
16			4812							
BLOCK 3		LOT	17	4816	PINON DRIVE	N-S	Public Street			
			18	4820						
			19	4824						
			13	4828						
			14	4824						
			15	4820						
			16	4816						
	17		4812							
	18		4808							
	19		4804							
	20		4800							
	BLOCK 6	LOT	21	5001	AUSTRIAN DRIVE	E-W	Public Street			
			22	5005						
			23	5009						
			24	5013						
			1	5021						
			2	5025						
			3	5029						
4			5033							
5			4801							
6			4805							
7			4809							
BLOCK 6		LOT	8	4813	NORWAY LANE	N-S	Public Street			
			9	4817						
			10	4821						
			"A"	5160						
								LDNE MOUNTAIN ROAD	E-W	Public Street

 JIM ROBISON
PLANNING ASSISTANT

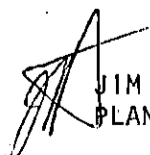
WHISPERING PINES - UNIT 1

ADDRESSES

FEBRUARY 11, 1988

G-36-8

BLOCK 1	LOT	6	4821	PINON DRIVE	N-S	Public Street				
		7	4817							
		8	4813							
		9	4809							
		10	4805							
		11	4804				NORWAY LANE	N-S	Public Street	
			12							4808
			13							4812
			14							4816
			15							4820
	16		4824							
	17	5100	REGAL SPRUCE LANE	E-W	Public Street					
		18				5104				
	BLOCK 2	LOT	8	4825	YELLOW PINE LANE	N-S	Public Street			
			9	4821						
			10	4817						
			11	4813						
			12	4809						
13			4805							
14			4804	PINON DRIVE				N-S	Public Street	
			15							4808
			16							4812
			17							4816
			18							4820
			19							4824
BLOCK 3			LOT	13				4828	YELLOW PINE LANE	N-S
		14		4824						
		15		4820						
		16		4816						
		17		4812						
		18		4808						
		19		4804						
	20	4800								
	21	5001		AUSTRIAN DRIVE	E-W	Public Street				
		22					5005			
		23	5009							
		24	5013							
	BLDCK 6	LOT	1	5021	AUSTRIAN DRIVE	E-W	Public Street			
			2	5025						
3			5029							
4			5033							
5		4801	NORWAY LANE	N-S	Public Street					
		6				4805				
		7				4809				
		8				4813				
		9				4817				
		10				4821				
"A"		5160	LONE MOUNTAIN ROAD	E-W	Public Street					



 JIM ROBISON
 PLANNING ASSISTANT

JR:dp


WHISPERING PINES - UNIT 1

ADDRESSES

FEBRUARY 11, 1988

G-36-8

BLOCK 1	LOT	6	4821	PINON DRIVE	N-S	Public Street				
		7	4817							
		8	4813							
		9	4809							
		10	4805							
		11	11				4804	NORWAY LANE	N-S	Public Street
			12				4808			
			13				4812			
			14				4816			
			15				4820			
	16		4824							
	17	17	5100	REGAL SPRUCE LANE	E-W	Public Street				
		18	5104							
	BLOCK 2	LOT	8	4825	YELLOW PINE LANE	N-S	Public Street			
			9	4821						
			10	4817						
			11	4813						
			12	4809						
13			4805							
14			14	4804				PINON DRIVE	N-S	Public Street
			15	4808						
			16	4812						
			17	4816						
			18	4820						
			19	4824						
BLOCK 3			LOT	13				4828	YELLOW PINE LANE	N-S
		14		4824						
		15		4820						
		16		4816						
		17		4812						
		18		4808						
		19		4804						
	20	4800								
	21	21		5001	AUSTRIAN DRIVE	E-W	Public Street			
		22		5005						
23		5009								
24		5013								
BLOCK 6	LOT	1	5021	AUSTRIAN DRIVE	E-W	Public Street				
		2	5025							
		3	5029							
		4	5033							
	5	5	4801	NORWAY LANE	N-S	Public Street				
		6	4805							
		7	4809							
		8	4813							
		9	4817							
		10	4821							
	"A"	5160	LONE MOUNTAIN ROAD	E-W	Public Street					



 JIM ROBISON
 PLANNING ASSISTANT

JR:dp


WHISPERING PINES - UNIT 1

ADDRESSES

FEBRUARY 11, 1988

G-36-8

BLOCK 1	LOT	6	4821	PINON DRIVE	N-S	Public Street	
		7	4817				
		8	4813				
		9	4809				
		10	4805				
		11	4804				
		12	4808				
		13	4812				
		14	4816				
		15	4820				
	16	4824					
	BLOCK 2	LOT	8	4825	YELLOW PINE LANE	N-S	Public Street
			9	4821			
			10	4817			
			11	4813			
			12	4809			
			13	4805			
			14	4804			
15			4808				
16			4812				
17			4816				
18		4820					
19		4824					
BLOCK 3		LOT	13	4828	YELLOW PINE LANE	N-S	Public Street
			14	4824			
			15	4820			
			16	4816			
			17	4812			
			18	4808			
	19		4804				
	20		4800				
	21		5001				
	22		5005				
	23	5009					
	24	5013					
	BLOCK 6	LOT	1	5021	AUSTRIAN DRIVE	E-W	Public Street
			2	5025			
			3	5029			
			4	5033			
			5	4801			
			6	4805			
7			4809				
8			4813				
9			4817				
10			4821				
BLOCK 3		LOT	"A"	5160	LONE MOUNTAIN ROAD	E-W	Public Street

 JIM ROBISON
PLANNING ASSISTANT

JR:dp

WHISPERING PINES TURTLE FOOD \$81.⁰⁰ Per Lot