

NOTICE TO PUBLISH

Las Vegas, Nevada

Date: JANUARY 28, 2000

TO: LAS VEGAS REVIEW-JOURNAL

FROM: CITY CLERK

SUBJECT: PUBLICATION OF CITY OF LAS VEGAS QUARTERLY REPORT - PERIOD

JULY 1, 1998 THROUGH JUNE 30, 1999

Please publish the attached LEGAL

ON THE FOLLOWING DATES: FRIDAY, JANUARY 28, 2000 (ONE TIME)

and send me THREE copies of the Affidavit of Publication at your earliest convenience

(No later than seven (7) days following final publication.)

  
CHIEF DEPUTY CITY CLERK

cc: Finance Department - Accounts Payable  
City Attorney - (on Ordinances only)  
Finance  
Front Desk




007812

CITY OF LAS VEGAS REDEVELOPMENT AGENCY  
 QUARTERLY REPORT FOR THE PERIOD  
 JULY 1, 1998 THROUGH JUNE 30, 1999

	AUGMENTED FINAL BUDGET	TO DATE
GENERAL ADMINISTRATIVE FUND REVENUES	\$ 10,050,000	\$ 2,976,775
BEGINNING BALANCE	<u>987,016</u>	<u>987,016</u>
TOTAL RESOURCES	11,037,016	3,963,791
GENERAL ADMINISTRATIVE FUND EXPENDITURES	10,104,671	1,916,935
ENDING BALANCE	<u>932,345</u>	<u>2,046,856</u>
TOTAL REQUIREMENTS	11,037,016	3,963,791
DEBT SERVICE REVENUES	18,809,889	19,264,898
BEGINNING BALANCE	<u>8,882,089</u>	<u>8,882,089</u>
TOTAL RESOURCES	27,691,978	28,146,987
DEBT SERVICE EXPENDITURES	24,510,357	21,924,436
ENDING BALANCE	<u>3,181,621</u>	<u>6,222,551</u>
TOTAL REQUIREMENTS	27,691,978	28,146,987
SPECIAL REVENUE FUND REVENUES	40,016,071	28,006,950
BEGINNING BALANCE	<u>398,747</u>	<u>398,747</u>
TOTAL RESOURCES	40,414,818	28,405,697
SPECIAL REVENUE FUND EXPENDITURES	37,583,689	26,980,855
ENDING BALANCE	<u>2,831,129</u>	<u>1,424,842</u>
TOTAL REQUIREMENTS	40,414,818	28,405,697
CAPITAL PROJECTS MAINT. FUND REVENUES	3,200	78,206
BEGINNING BALANCE	<u>57,257</u>	<u>57,269</u>
TOTAL RESOURCES	60,457	135,475
CAPITAL PROJECTS MAINT. FUND EXPENDITURES	0	0
ENDING BALANCE	<u>60,457</u>	<u>135,475</u>
TOTAL REQUIREMENTS	60,457	135,475
TOTAL GROSS REVENUES	\$ 68,879,160	50,326,829
LESS INTERFUND TRANSFERS	<u>(16,500,000)</u>	<u>(1,376,878)</u>
TOTAL NET REVENUES	52,379,160	48,949,951
TOTAL BEGINNING BALANCES	<u>10,325,109</u>	<u>10,325,121</u>
TOTAL NET RESOURCES	<u>\$ 62,704,269</u>	<u>59,275,072</u>
TOTAL GROSS EXPENDITURES	\$ 72,198,717	50,822,226
LESS INTERFUND TRANSFERS	<u>(16,500,000)</u>	<u>(1,376,878)</u>
TOTAL NET EXPENDITURES	55,698,717	49,445,348
TOTAL ENDING BALANCES	<u>7,005,552</u>	<u>9,829,724</u>
TOTAL NET REQUIREMENTS	<u>\$ 62,704,269</u>	<u>59,275,072</u>

DETAILED INFORMATION COVERING ALL FINANCIAL TRANSACTIONS IS AVAILABLE FOR INSPECTION IN THE FINANCE AND BUSINESS SERVICES DEPARTMENT, CITY HALL, LAS VEGAS, NV. BETWEEN THE HOURS OF 8:30 A.M. AND 4:30 P.M., MONDAY THROUGH FRIDAY, HOLIDAYS EXCEPTED.



MARK R VINCENT  
 FINANCE OFFICER  
 CITY OF LAS VEGAS  
 REDEVELOPMENT AGENCY


2000 JAN 28 P 3:23

RECEIVED  
 CITY CLERK

CITY OF LAS VEGAS  
 QUARTERLY REPORT FOR THE PERIOD  
 JULY 1, 1998 THROUGH JUNE 30, 1999

	AUGMENTED BUDGET	TO DATE
GENERAL GOVERNMENT FUND REVENUES	\$ 275,073,707	\$ 279,580,012
BEGINNING BALANCE	36,418,307	36,747,903
TOTAL RESOURCES	<u>311,492,014</u>	<u>316,327,915</u>
GENERAL GOVERNMENT FUND EXPENDITURES	280,029,743	269,989,069
ENDING BALANCE	31,462,271	46,338,846
TOTAL REQUIREMENTS	<u>311,492,014</u>	<u>316,327,915</u>
DEBT SERVICE REVENUES	13,720,221	13,243,177
BEGINNING BALANCE	6,528,591	6,802,419
TOTAL RESOURCES	<u>20,248,812</u>	<u>20,045,596</u>
DEBT SERVICE EXPENDITURES	13,578,732	13,398,962
ENDING BALANCE	6,670,080	6,646,634
TOTAL REQUIREMENTS	<u>20,248,812</u>	<u>20,045,596</u>
INTERNAL SERVICE FUND REVENUES	30,906,556	33,881,576
BEGINNING BALANCE	17,187,774	20,682,292
TOTAL RESOURCES	<u>48,094,330</u>	<u>54,563,868</u>
INTERNAL SERVICE FUND EXPENDITURES	30,475,475	32,713,310
ENDING BALANCE	17,618,855	21,850,558
TOTAL REQUIREMENTS	<u>48,094,330</u>	<u>54,563,868</u>
CAPITAL PROJECTS REVENUES	105,085,672	77,020,168
BEGINNING BALANCE	111,331,065	109,272,674
TOTAL RESOURCES	<u>216,416,737</u>	<u>186,292,842</u>
CAPITAL PROJECTS EXPENDITURES	165,024,250	97,852,281
ENDING BALANCE	51,392,487	88,440,561
TOTAL REQUIREMENTS	<u>216,416,737</u>	<u>186,292,842</u>
SPECIAL REVENUE FUND REVENUES	46,776,030	41,556,983
BEGINNING BALANCE	36,619,177	44,935,869
TOTAL RESOURCES	<u>83,395,207</u>	<u>86,492,852</u>
SPECIAL REVENUE FUND EXPENDITURES	67,358,399	43,002,337
ENDING BALANCE	16,036,808	43,490,515
TOTAL REQUIREMENTS	<u>83,395,207</u>	<u>86,492,852</u>
ENTERPRISE FUND REVENUES	103,244,011	115,785,168
BEGINNING BALANCE	110,910,407	116,230,553
TOTAL RESOURCES	<u>214,154,418</u>	<u>232,015,721</u>
ENTERPRISE FUND EXPENDITURES	159,751,132	112,524,726
ENDING BALANCE	54,403,286	119,490,995
TOTAL REQUIREMENTS	<u>214,154,418</u>	<u>232,015,721</u>
EXPENDABLE TRUST FUND REVENUES	5,383,852	10,608,339
BEGINNING BALANCE	11,283,661	11,567,308
TOTAL RESOURCES	<u>16,667,513</u>	<u>22,175,647</u>
EXPENDABLE TRUST FUND EXPENDITURES	6,675,975	4,966,037
ENDING BALANCE	9,991,538	17,209,610
TOTAL REQUIREMENTS	<u>16,667,513</u>	<u>22,175,647</u>
<b>SUMMARY</b>		
TOTAL GROSS REVENUES	\$ 580,190,049	\$ 571,675,423
LESS INTERFUND TRANSFERS	(61,499,717)	(61,453,771)
TOTAL NET REVENUES	<u>518,690,332</u>	<u>510,221,652</u>
TOTAL BEGINNING BALANCES	<u>330,278,982</u>	<u>346,239,018</u>
TOTAL NET RESOURCES	<u>\$ 848,969,314</u>	<u>\$ 856,460,670</u>
TOTAL GROSS EXPENDITURES	\$ 722,893,706	\$ 574,446,722
LESS INTERFUND TRANSFERS	(61,499,717)	(61,453,771)
TOTAL NET EXPENDITURES	<u>661,393,989</u>	<u>512,992,951</u>
TOTAL ENDING BALANCES	<u>187,575,325</u>	<u>343,467,719</u>
TOTAL NET REQUIREMENTS	<u>\$ 848,969,314</u>	<u>\$ 856,460,670</u>

DETAILED INFORMATION COVERING ALL FINANCIAL TRANSACTIONS IS AVAILABLE FOR INSPECTION IN THE FINANCE AND BUSINESS SERVICES DEPARTMENT, CITY HALL, LAS VEGAS, NV. BETWEEN THE HOURS OF 8:30 A.M. AND 4:30 P.M., MONDAY THROUGH FRIDAY, HOLIDAYS EXCEPTED. A BUDGET AUGMENTATION WAS ADOPTED BY CITY COUNCIL ON JUNE 28, 1999. NO MEDIUM TERM FINANCING WAS ISSUED THIS QUARTER.

  
 MARK R. VINCENT  
 DIRECTOR OF FINANCE AND BUSINESS SERVICES  
 CITY OF LAS VEGAS

2000 JAN 28 P 3:24

RECEIVED  
 CITY CLERK

**CITY OF LAS VEGAS REDEVELOPMENT AGENCY  
 QUARTERLY REPORT FOR THE PERIOD  
 JULY 1, 1998 THROUGH JUNE 30, 1999**

	AUGMENTED FINAL BUDGET	TO DATE
GENERAL ADMINISTRATIVE FUND REVENUES	\$ 10,050,000	\$ 2,976,775
BEGINNING BALANCE	<u>987,016</u>	<u>987,016</u>
TOTAL RESOURCES	11,037,016	3,963,791
GENERAL ADMINISTRATIVE FUND EXPENDITURES	10,104,671	1,916,935
ENDING BALANCE	<u>932,345</u>	<u>2,046,856</u>
TOTAL REQUIREMENTS	11,037,016	3,963,791
<hr/> <hr/>		
DEBT SERVICE REVENUES	18,809,889	19,264,898
BEGINNING BALANCE	<u>8,882,089</u>	<u>8,882,089</u>
TOTAL RESOURCES	27,691,978	28,146,987
DEBT SERVICE EXPENDITURES	24,510,357	21,924,436
ENDING BALANCE	<u>3,181,621</u>	<u>6,222,551</u>
TOTAL REQUIREMENTS	27,691,978	28,146,987
<hr/> <hr/>		
SPECIAL REVENUE FUND REVENUES	40,016,071	28,006,950
BEGINNING BALANCE	<u>398,747</u>	<u>398,747</u>
TOTAL RESOURCES	40,414,818	28,405,697
SPECIAL REVENUE FUND EXPENDITURES	37,583,689	26,980,855
ENDING BALANCE	<u>2,831,129</u>	<u>1,424,842</u>
TOTAL REQUIREMENTS	40,414,818	28,405,697
<hr/> <hr/>		
CAPITAL PROJECTS MAINTENANCE FUND REVENUES	3,200	78,206
BEGINNING BALANCE	<u>57,257</u>	<u>57,269</u>
TOTAL RESOURCES	60,457	135,475
CAPITAL PROJECTS MAINTENANCE FUND EXPENDITURES		0
ENDING BALANCE	<u>60,457</u>	<u>135,475</u>
TOTAL REQUIREMENTS	60,457	135,475

600 JAN 28 P 3-23

RECEIVED  
 CITY CLERK

**CITY OF LAS VEGAS REDEVELOPMENT AGENCY  
 QUARTERLY REPORT FOR THE PERIOD  
 JULY 1, 1998 THROUGH JUNE 30, 1999**

SUMMARY:	AUGMENTED FINAL BUDGET	TO DATE
TOTAL GROSS REVENUES	\$ 68,879,160	\$ 50,326,829
LESS INTERFUND TRANSFERS	<u>(16,500,000)</u>	<u>(1,376,878)</u>
TOTAL NET REVENUES	52,379,160	48,949,951
TOTAL BEGINNING BALANCES	<u>10,325,109</u>	<u>10,325,121</u>
 TOTAL NET RESOURCES	 <u>\$ 62,704,269</u>	 <u>\$ 59,275,072</u>
 TOTAL GROSS EXPENDITURES	 \$ 72,198,717	 \$ 50,822,226
LESS INTERFUND TRANSFERS	<u>(16,500,000)</u>	<u>(1,376,878)</u>
TOTAL NET EXPENDITURES	55,698,717	49,445,348
TOTAL ENDING BALANCES	<u>7,005,552</u>	<u>9,829,724</u>
 TOTAL NET REQUIREMENTS	 <u>\$ 62,704,269</u>	 <u>\$ 59,275,072</u>

DETAILED INFORMATION COVERING ALL FINANCIAL TRANSACTIONS IS AVAILABLE FOR INSPECTION IN THE FINANCE AND BUSINESS SERVICES DEPARTMENT, CITY HALL, LAS VEGAS, NEVADA, BETWEEN THE HOURS OF 8:30 A.M. AND 4:30 P.M., MONDAY THROUGH FRIDAY, HOLIDAYS EXCEPTED.



MARK R VINCENT  
 FINANCE OFFICER  
 CITY OF LAS VEGAS  
 REDEVELOPMENT AGENCY

REC'D JUL 28 P 3:23

RECEIVED  
 CITY CLERK

**CITY OF LAS VEGAS  
 QUARTERLY REPORT FOR THE PERIOD  
 JULY 1, 1998 THROUGH JUNE 30, 1999**


	AUGMENTED BUDGET	TO DATE
GENERAL GOVERNMENT FUND REVENUES	\$ 275,073,707	\$ 279,580,012
BEGINNING BALANCE	<u>36,418,307</u>	<u>36,747,903</u>
TOTAL RESOURCES	311,492,014	316,327,915
GENERAL GOVERNMENT FUND EXPENDITURES	280,029,743	269,989,069
ENDING BALANCE	<u>31,462,271</u>	<u>46,338,846</u>
TOTAL REQUIREMENTS	311,492,014	316,327,915
<hr/>		
DEBT SERVICE REVENUES	13,720,221	13,243,177
BEGINNING BALANCE	<u>6,528,591</u>	<u>6,802,419</u>
TOTAL RESOURCES	20,248,812	20,045,596
DEBT SERVICE EXPENDITURES	13,578,732	13,398,962
ENDING BALANCE	<u>6,670,080</u>	<u>6,646,634</u>
TOTAL REQUIREMENTS	20,248,812	20,045,596
<hr/>		
INTERNAL SERVICE FUND REVENUES	30,906,556	33,881,576
BEGINNING BALANCE	<u>17,187,774</u>	<u>20,682,292</u>
TOTAL RESOURCES	48,094,330	54,563,868
INTERNAL SERVICE FUND EXPENDITURES	30,475,475	32,713,310
ENDING BALANCE	<u>17,618,855</u>	<u>21,850,558</u>
TOTAL REQUIREMENTS	48,094,330	54,563,868
<hr/>		
CAPITAL PROJECTS REVENUES	105,085,672	77,020,168
BEGINNING BALANCE	<u>111,331,065</u>	<u>109,272,674</u>
TOTAL RESOURCES	216,416,737	186,292,842
CAPITAL PROJECTS EXPENDITURES	165,024,250	97,852,281
ENDING BALANCE	<u>51,392,487</u>	<u>88,440,561</u>
TOTAL REQUIREMENTS	216,416,737	186,292,842
<hr/>		
SPECIAL REVENUE FUND REVENUES	46,776,030	41,556,983
BEGINNING BALANCE	<u>36,619,177</u>	<u>44,935,869</u>
TOTAL RESOURCES	83,395,207	86,492,852
SPECIAL REVENUE FUND EXPENDITURES	67,358,399	43,002,337
ENDING BALANCE	<u>16,036,808</u>	<u>43,490,515</u>
TOTAL REQUIREMENTS	83,395,207	86,492,852

RECEIVED  
 CITY CLERK  
 JUN 28 P 3:23

**CITY OF LAS VEGAS  
 QUARTERLY REPORT FOR THE PERIOD  
 JULY 1, 1998 THROUGH JUNE 30, 1999**

	AUGMENTED BUDGET	TO DATE
ENTERPRISE FUND REVENUES	\$ 103,244,011	\$ 115,785,168
BEGINNING BALANCE	<u>110,910,407</u>	<u>116,230,553</u>
TOTAL RESOURCES	214,154,418	232,015,721
ENTERPRISE FUND EXPENDITURES	159,751,132	112,524,726
ENDING BALANCE	<u>54,403,286</u>	<u>119,490,995</u>
TOTAL REQUIREMENTS	214,154,418	232,015,721
<hr/>		
EXPENDABLE TRUST FUND REVENUES	5,383,852	10,608,339
BEGINNING BALANCE	<u>11,283,661</u>	<u>11,567,308</u>
TOTAL RESOURCES	16,667,513	22,175,647
EXPENDABLE TRUST FUND EXPENDITURES	6,675,975	4,966,037
ENDING BALANCE	<u>9,991,538</u>	<u>17,209,610</u>
TOTAL REQUIREMENTS	16,667,513	22,175,647
<hr/>		
SUMMARY:		
TOTAL GROSS REVENUES	\$ 580,190,049	\$ 571,675,423
LESS INTERFUND TRANSFERS	<u>(61,499,717)</u>	<u>(61,453,771)</u>
TOTAL NET REVENUES	518,690,332	510,221,652
TOTAL BEGINNING BALANCES	<u>330,278,982</u>	<u>346,239,018</u>
TOTAL NET RESOURCES	<u>\$ 848,969,314</u>	<u>\$ 856,460,670</u>
<hr/>		
TOTAL GROSS EXPENDITURES	\$ 722,893,706	\$ 574,446,722
LESS INTERFUND TRANSFERS	<u>(61,499,717)</u>	<u>(61,453,771)</u>
TOTAL NET EXPENDITURES	661,393,989	512,992,951
TOTAL ENDING BALANCES	<u>187,575,325</u>	<u>343,467,719</u>
TOTAL NET REQUIREMENTS	<u>\$ 848,969,314</u>	<u>\$ 856,460,670</u>

DETAILED INFORMATION COVERING ALL FINANCIAL TRANSACTIONS IS AVAILABLE FOR INSPECTION IN THE FINANCE AND BUSINESS SERVICES DEPARTMENT, CITY HALL, LAS VEGAS, NEVADA, BETWEEN THE HOURS OF 8:30 A.M. AND 4:30 P.M., MONDAY THROUGH FRIDAY, HOLIDAYS EXCEPTED. A BUDGET AUGMENTATION WAS ADOPTED BY CITY COUNCIL ON JUNE 28, 1999. NO MEDIUM TERM FINANCING WAS ISSUED THIS QUARTER.

  
 \_\_\_\_\_  
 MARK R. VINCENT  
 DIRECTOR OF FINANCE AND BUSINESS SERVICES  
 CITY OF LAS VEGAS