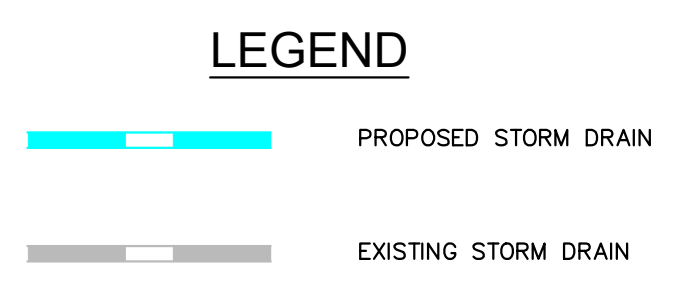
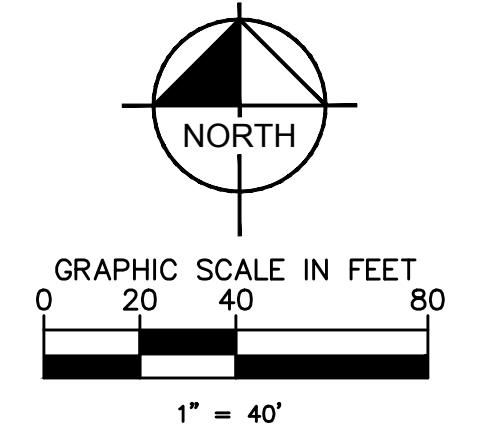
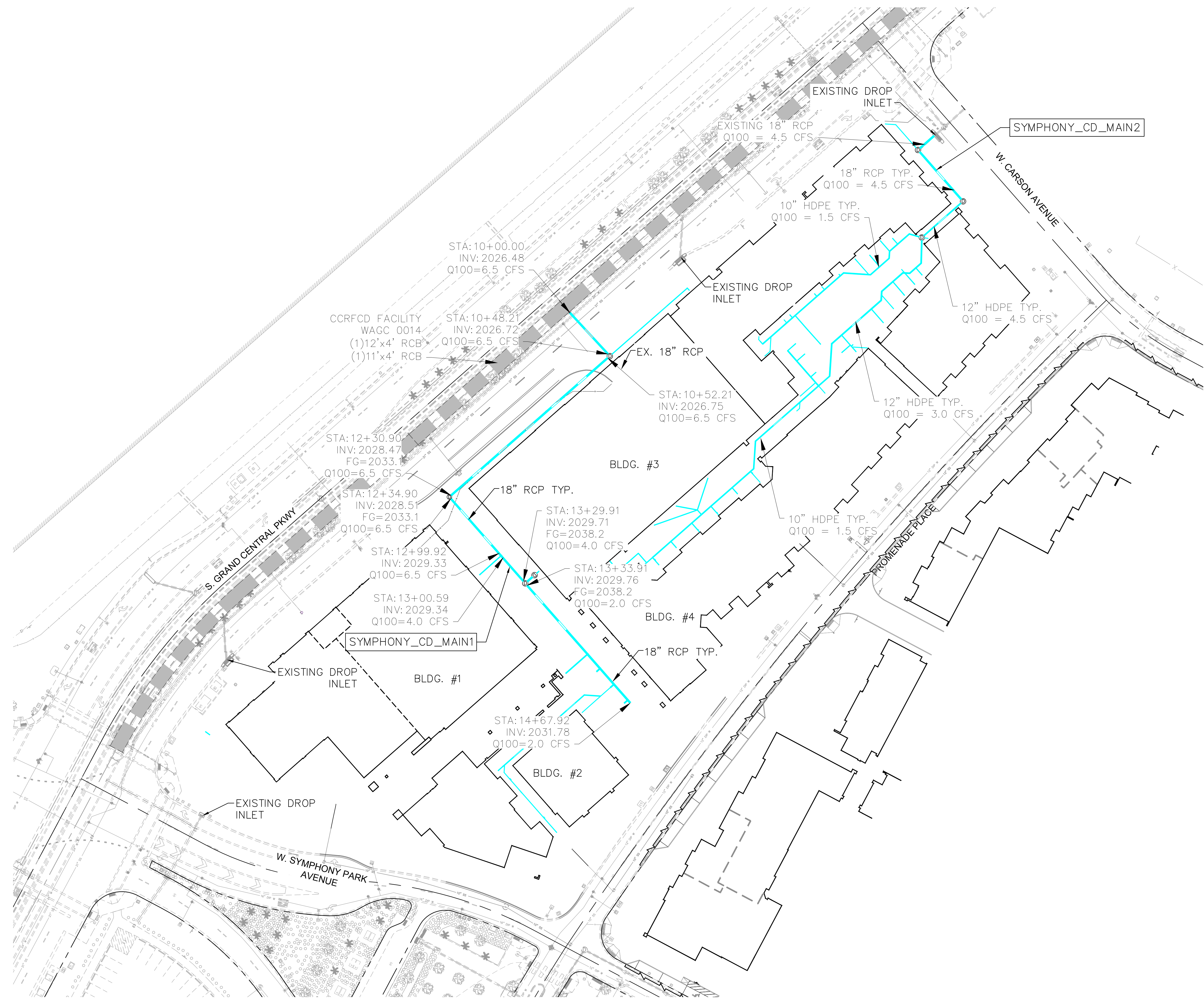


Appendix A – Documents & Figures

- WSPG WSPG Exhibit

Plotted By: Schofield, Sean - Sheet: Set:Kha - Layout: KHA - December 14, 2023 10:59:02am - K:\LAV-CM\192005001-Symphony Park Blocks CD_Reports\DRAINAGE\06_LIP2\Figures\WSPG_LIP2.dwg
 This document, together with the concepts and designs presented herein, is intended only for the specific purpose and client for which it was prepared. Reuse of and improper reliance on this document without written authorization and adaptation by Kimley-Horn and Associates, Inc. shall be without liability to Kimley-Horn and Associates, Inc.



SYMPHONY_CD_MAIN1		
WSPG Station	Q ₁₀₀ (cfs)	WSPGW Depth (ft)
10+00.00	6.5	1.50
10+48.21	6.5	1.43
10+52.21	6.5	1.41
12+30.90	6.5	0.80
12+34.90	6.5	0.80
12+99.92	6.5	0.99
13+00.59	4.0	1.50
13+29.91	4.0	1.13
13+33.91	2.0	1.26
14+67.92	2.0	0.53

SYMPHONY_CD_MAIN2		
WSPG Station	Q ₁₀₀ (cfs)	WSPGW Depth (ft)
10+00.00	4.5	2.09
10+58.50	4.5	0.81

<h1 style="margin: 0;">WSPG FIGURE</h1>	<p>SYMPHONY PARK BLOCKS C & D</p> <p>CITY OF LAS VEGAS</p> <p>NEVADA</p>						
<p>© 2023 KIMLEY-HORN AND ASSOCIATES, INC. 6671 LAS VEGAS BLVD. S., SUITE 320, LAS VEGAS, NV 89119 WWW.KIMLEY-HORN.COM</p>	<p>REVISIONS</p> <table border="1" style="width: 100%; border-collapse: collapse;"> <thead> <tr> <th>No.</th> <th>BY</th> <th>DATE</th> </tr> </thead> <tbody> <tr> <td> </td> <td> </td> <td> </td> </tr> </tbody> </table>	No.	BY	DATE			
No.	BY	DATE					
<p>KHA PROJECT: 192005001 DATE: DECEMBER 11, 2023 SCALE: AS SHOWN DESIGNED BY: DH DRAWN BY: SS CHECKED BY: MS</p>	<p>SHEET NUMBER WSPG</p> <p>SHEET OF 19</p>						