City Hall, 495 S. Main St.
City Clerk's 2nd Floor
Conference Room

September 23, 2019
2:00 PM

Commission for the Las Vegas Centennial Agenda

Items listed on the agenda may be taken out of the order presented; two or more agenda items for consideration may be combined; and any item on the agenda may be removed or related discussion may be delayed at any time. Backup material for this agenda may be obtained from LuAnn D. Holmes, City Clerk, at the Office of the City Clerk, 495 South Main Street, 2nd Floor or on the city's webpage at www.lasvegasnevada.gov.

1. **Call to Order**
2. **Announcement Regarding: Compliance with Open Meeting Law**
3. **Public Comment:** Comment during this portion of the agenda must be limited to matters on the agenda for action. If you wish to be heard, come forward and give your name for the record. The amount of discussion, as well as the amount of time any single speaker is allowed, may be limited.
4. For possible action to approve the Final Minutes by reference of the Regular Meeting of July 15, 2019
5. CLC-77389 - Report by Brian Lovelin, Financial Analyst, City of Las Vegas Finance Department, regarding the Commission for the Las Vegas Centennial budget for Fiscal Year 2019-2020
6. CLC-76917 - ABEYANCE ITEM - Discussion for possible action regarding an extension of the Blue Angel Sign Renovation Memorandum of Understanding (MOU) with the City of Las Vegas for two years
7. CLC-76922 - ABEYANCE ITEM - Discussion for possible action regarding a grant request by Linnea Mitchell, Plaza Hotel and Casino, in the amount of $220,000 for production of the 2020 Las Vegas Days Rodeo
8. CLC-77390 - Discussion for possible action regarding a grant request by Rachel Mills, Junior League of Las Vegas, in the amount of $24,614 for the continuation of education mini-grants and an extension of the previous Memorandum of Understanding
9. CLC-77391 - Discussion for possible action regarding a grant request by Karla Irwin, UNLV Special Collections & Archives Technical Services Librarian, in the amount of $141,420 for the Las Vegas History in Sound and Motion project
10. CLC-77392 - Discussion for possible action regarding a grant request by Bobby Kalili, 2001 Fremont LLC, in the amount of $101,370 for renovation of Safari Motel pool at 2001 Fremont Street
11. CLC-77393 - Discussion for possible action regarding a grant request by Bobby Kalili, 2001 Fremont LLC, in the amount of $109,001 for renovation of Safari Motel sign at 2001 Fremont Street
12. CLC-77394 - Discussion for possible action regarding a contract with Boyd Productions for the Las Vegas historical documentary covering the period of 1920-1930
13. CLC-77395 - Report by Robert Summerfield, Acting Executive Director of the Commission for the Las Vegas Centennial, regarding completed and current projects and announcements relative to the Commission for the Las Vegas Centennial
14. **CLC-77396 - Discussion regarding topics for future agenda items.** Comments made during this portion of the agenda by individual members shall refer solely to proposals for future agenda items and any discussion shall be limited to whether or not such proposed items are within the purview of the Commission and/or whether such proposed items shall be placed on a future agenda. No discussion regarding the substance of any such proposed topic shall occur and no action shall be taken.

15. **Citizens Participation:** Public comment during this portion of the agenda must be limited to matters within the jurisdiction of the Commission. No subject may be acted upon by the Commission unless that subject is on the agenda and is scheduled for action. If you wish to be heard, come forward and give your name for the record. The amount of discussion on any single subject, as well as the amount of time any single speaker is allowed, may be limited.

16. **Adjournment**

Facilities are provided throughout City Hall for the convenience of persons with disabilities. Reasonable efforts will be made to assist and accommodate persons with disabilities or impairments. If you need an accommodation to attend and participate in this meeting, please call the City Clerk's office at 702-229-6311 and advise of your need at least 48 hours in advance of the meeting. Dial 7-1-1 for Relay Nevada.

THIS MEETING HAS BEEN PROPERLY NOTICED AND POSTED AT THE FOLLOWING LOCATIONS:
City Hall, 495 South Main Street, 1st Floor
Clark County Government Center, 500 South Grand Central Parkway
Grant Sawyer Building, 555 East Washington Avenue
City of Las Vegas Development Services Center, 333 North Rancho Drive

Commission for the Las Vegas Centennial
Budget to Actual
Fiscal Year Ended June 30, 2019

	Actual For the Year Ended June 30, 2018		July 1, 2018 - June 30, 2019 Budget License Plate	Unrestricted Funding	Total	Actual For the 12 Months Ended June 30, 2019	Remaining Project Budgets
Beginning Fund Balance	(3,121,084)				(3,034,072)	(3,034,072)	
Revenue:							
Other Income				(2,000)	(2,000)	-	-
Plate revenue July 1 thru June 30,	(2,035,272)		(2,000,000)		(2,000,000)	(2,036,692)	
Interest Income	-				-	-	-
Miscellaneous Income							
Total Revenue	(2,035,272)		(2,000,000)	(2,000)	(2,002,000)	(2,036,692)	-
Expenditures:							
Grants:							
General Grants							
Victory Hotel Historic Assessment							
Neon Museum							
Welcome to Fabulous Las Vegas Sign							
Las Vegas Railroad Cottage							
UNLV			988		988		988
UNLV - Newspaper			49,500		49,500	24,283	25,217
UNLV - Commission Minutes	4,930		570		570	570	-
UNLV - Latino Voices			50,000		50,000	34,545	15,455
State of Nevada Museum							-
Nevada Preservation Foundation - Home History	37,835		3,965		3,965	3,750	215
Nevada Preservation Foundation - Home History 2019		*	20,000		20,000	16,251	3,749
Nevada Preservation Foundation - Hugh Taylor Archives			96,600		96,600	49,050	47,550
Nevada Preservation Foundation - Revolving Fund		*	44,700		44,700	2,731	41,969
City of Las Vegas - HPC			100,000		100,000		100,000
Blue Angel Motel Sign Rehab	8,000		132,500		132,500		132,500
Las Vegas Springs Preserve - Historic Derricks			8,900		8,900	6,725	2,175
Las Vegas High Academy Rennovation			90,000		90,000		90,000
Whole Enchilada Project		*	762,000		762,000	662,000	100,000
Education Grants - Junior League		*	50,000		50,000	50,000	-
Boyd Production - Historic Film		*	200,000		200,000	199,908	92
CLV Employee for HPC		*	322,333		322,333		322,333
West Side School Phase III	1,448,777						
Nevada Preservation Foundation - Hugh Taylor	8,532						
City of Las Vegas - Neon Sign Maintenance	75,000						
L V Genealogy Society - Monuments Woodlawn	13,664						
L V Genealogy Society - Documentary Woodlawn	8,000						
UNLV - Womans Reasearch Institute	3,339						
FSE - Visual Improvements							
Commemorative:							
Las Vegas Days - Rodeo	250,000	*	220,000		220,000	220,000	-
Helldorado - Parade	121,793		150,000		150,000	125,501	24,499
Old Timers	2,026		3,000		3,000	4,474	
Administrative:							
Accounting and Auditing	3,500		7,500	2,000	9,500	3,500	
Administration Expenses	4,245		5,000		5,000	9,752	
Legal	195		5,000		5,000	1,245	
Internal Charges	125,878	*	82,000		82,000	90,551	
Insurance	6,570		6,500		6,500	6,570	
Total Expenditures	2,122,284		2,411,056	2,000	2,413,056	1,511,406	906,742
Fund Balance Reserve:			500,000		500,000		500,000
Total Expenditures and/or reserve	2,122,284		2,911,056	2,000	2,913,056	1,511,406	1,406,742
Revenue (over) under Expenditures	87,012				911,056	(525,286)	1,406,742
Ending Fund Balance	(3,034,072)				(2,123,016)	(3,559,358)	1,406,742

* Addition during year

** Grant finished excess budget over actual expenditures stays with Centennial for reallocation

Submitted At Meeting
Date 9/23/19 Item 5
by Staff

Commission for the Las Vegas Centennial
Budget to Actual
Fiscal Year Ended June 30, 2020

	Actual		July 1, 2019 - June 30, 2020 Budget			Actual	
	For the Year Ended June 30, 2019		License Plate	Unrestricted Funding	Total	For the 12 Months Ended 6/30/2020 (August)	Remaining Grant Funds Encumbered
Beginning Fund Balance	(3,034,072)				(3,559,358)	(3,559,358)	
Revenue:							
					-		-
Other Income	-				-	-	
Plate revenue July 1 thru June 30,	(2,036,692)		(2,000,000)		(2,000,000)	-	
Interest Income	-						
Miscellaneous Income							
Total Revenue	(2,036,692)		(2,000,000)	-	(2,000,000)	-	-
Expenditures:							
Grants:							
General Grants							
Victory Hotel Historic Assessment					-	-	-
Neon Museum					-	-	-
Welcome to Fabulous Las Vegas Sign					-	-	-
Las Vegas Railroad Cottage					-	-	-
UNLV			988		988	-	988
UNLV - Newspaper	24,283		25,217		25,217	-	25,217
UNLV - Commission Minutes	570		-		-	-	-
UNLV - Latino Voices	34,545		15,455		15,455	-	15,455
State of Nevada Museum			-		-	-	-
Nevada Preservation Foundation - Home History	3,750		215		215	-	215
Nevada Preservation Foundation - Home History 2019	16,251		3,749		3,749	-	3,749
Nevada Preservation Foundation - Hugh Taylor Archives	49,050		47,550		47,550	-	47,550
Nevada Preservation Foundation - Revolving Fund	2,731		41,969		41,969	-	41,969
City of Las Vegas - HPC			100,000		100,000	-	100,000
Blue Angel Motel Sign Rehab			132,500		132,500	-	132,500
					-	-	-
Las Vegas Springs Preserve - Historic Derricks	6,725		2,175		2,175	-	2,175
Las Vegas High Academy Rennovation			90,000		90,000	-	90,000
Whole Enchilada Project	662,000		100,000		100,000	-	100,000
Education Grants - Junior League	50,000		-		-	-	-
Boyd Production - Historic Film	199,908		92		92	-	92
CLV Employee for HPC			322,333		322,333	-	322,333
					-	-	-
West Side School Phase III					-	-	-
Nevada Preservation Foundation - Hugh Taylor					-	-	-
City of Las Vegas - Neon Sign Maintenance					-	-	-
L V Genealogy Society - Monuments Woodlawn					-	-	-
L V Genealogy Society - Documentary Woodlawn					-	-	-
UNLV - Womans Reasearch Institute					-	-	-
FSE - Visual Improvements		*	300,000		300,000	-	300,000
					-	-	-
Commemorative:					-	-	-
Las Vegas Days - Rodeo	220,000		-		-	-	-
Helldorado - Parade	125,501	*	150,000		150,000	90	149,910
Old Timers	4,474	*	5,000		5,000	-	5,000
					-	-	-
Administrative:					-	-	-
Accounting and Auditing	3,500		4,000		4,000	-	4,000
Administration Expenses	9,752		10,000		10,000	2,568	7,432
Legal	1,245		5,000		5,000	-	5,000
Internal Charges	90,551		125,000		125,000	-	125,000
Insurance	6,570		6,600		6,600	6,587	13
Total Expenditures	1,511,406		1,487,843	-	1,487,843	9,245	1,478,598
Fund Balance Reserve:			500,000		500,000		
Total Expenditures and/or reserve	1,511,406		1,987,843	-	1,987,843	9,245	
Revenue (over) under Expenditures	(525,286)				(12,157)	9,245	
Ending Fund Balance	(3,559,358)				(3,571,515)	Unreserved Amount Available for New Grants	

* Addition during year
** Grant finished excess budget over actual expenditures stays with Centennial for reallocation

Form Name:	LVCC Grant
Submission Time:	June 17, 2019 4:48 pm
Browser:	Safari 12.0.2 / OS X
IP Address:	70.165.4.132
Unique ID:	513177525
Location:	

GRANT GUIDELINES AND ELIGIBILITY

ELIGIBILITY & EVALUATION CRITERIA

GRANT CONDITIONS UPON AWARD

APPLICATION AND REVIEW PROCESS

GRANT APPLICATION FORM

PART I. Application Cover Page

Name of Organization	Plaza Hotel and Casino
Organization's Mission Statement	A Downtown icon committed to building lasting relationships and providing legendary service and classic gaming with a modern twist. The renaissance has begun. The Plaza Way!
Funding Amount Request	220000.00
Authorizing Official	Jonathan Jossel
Authorizing Official Title	CEO
Authorizing Official Address	1 Main Street South S Main St Las Vegas, NV 89101
Authorizing Official Title Phone	(702) 386-2526
Authorizing Official Title Email	Jonathan.Jossel@plazahotelcasino.com
Primary Contact (If different from above)	Linnea Mitchell
Primary Contact Title	Director of Special Events
Primary Contact Address	1 Main Street South Las Vegas, NV 89101
Primary Contact Phone	(702) 786-5244

Primary Contact Email	linnea.mitchell@plazahotelcasino.com
Project Funding Category and Working Title	Historic Event
Project Address (if applicable)	1 Main Street South Las Vegas, NV 89101

PART II. Grant Description / Narrative Questions

2. Detail the significance of the project or resource based on its cultural, historic, architectural and/or archaeological quality and significance to the community.	The Plaza believes this historic event should continue within the community. After celebrating the 85 annual city rodeo last year, proved that the local community support and response is stronger than ever. 2020 Rodeo admission will continue to be free. We believe that it is our duty as Downtown, Las Vegas is our Home to educate, support and celebrate the existence of who, where and when made it possible for us all to be here today.
1. Provide a concise description of your project's objectives and timelines. If a preservation project, please include any prior work completed, the specific location on the building that will be affected and what materials will be used in the rehabilitation work. For example, "Wood siding will be glued to repair or replace deteriorated original wood siding on the front façade." Reference the site plans and elevations. Also, include what specific project elements Centennial funds will support.	The Las Vegas Days Rodeo will be held in conjunction with the Helldorado parade. We will work with other Downtown Hotel properties to insure awareness of the event and ask them to help enhance the western theme for the event week. We will also renew our PRCA sanctioning permit, so we may continue to bring the top contestants and livestock and hold a qualifier once again for the National Finals Rodeo in Downtown, Las Vegas.
3. Include a listing of project partners, if relevant. List other funding sources, committed and applied for as part of project budget.	None at this time however, we will reach out to PRCA sponsors (Locally) for their participation.
4. Describe how the funds will be used.	The funds received will be strictly for the production of the Las Vegas Days Rodeo. The Plaza Hotel team will produce the rodeo. From prize money, announcers, clown, judges, rodeo clowns, sound system and funds to market and advertise the event.
5. Provide a brief statement of your organization's history and activities. Include your experience successfully managing grants and preservation projects. Include information on any grants previously applied for from the Centennial Commission (amount of funding received; project title; date).	We have built two multi event arenas, successfully held a 10 day rodeo in conjunction with NFR and produced the 2019 Las Vegas Days Rodeo. Linnea Mitchell will oversee the previous two day event with a motive to grow into a three day event as she enhances the experience overall into Downtown, Las Vegas.

6. List key project personnel, including consultants, and briefly describe their responsibilities and qualifications.	Linnea Mitchell will produce the rodeo and oversee the event as she did last year.
7. Describe the key activities and associated timeline for your plan.	Once the Plaza receives approval for funding, the marketing and production layout will be put in place. The PRCA renewal process will begin and an announcement of Las Vegas Days Rodeo will be released.
8. If the project is to be phased, please describe each phase.	N/A
9. If applicable, please provide any known project limitations that may affect the project timeline or success (i.e. asbestos; drainage; physical and structural concerns). Include plans for continued project funding and/or maintenance and provide a statement regarding the project's potential for long-term sustainability and success.	N/A
10. If applicable, please provide sustainability plans for financing the operation and/or maintenance of the project at the conclusion of the grant. Describe the final product resulting from your project. Please provide examples of any collateral material produced by your project.	To continue the tradition of The Las Vegas Days Rodeo in the Downtown, Las Vegas area. We are seeking funds this year to fully execute, enhance and preserve the long standing tradition of The Las Vegas Days Rodeo.

PART III. . Budget Worksheet

Budget Worksheet File	https://clv-aws-webteam-formstack.s3.amazonaws.com/513177525/55273897_2020lvdrpb.pdf

PART IV. Additional Required Documents

Primary Contact Name & Title	Linnea Mitchell & Director of Special Events
Primary Contact Signature & Date	
Authorizing Official Name & Title	Jonathan Jossel

Authorizing Official Signature & Date



2020 Las Vegas Days Rodeo: Propose Budget	
WPRA Approval- Fee's	$ 150.00
WPRA Added Money	$ 5,000.00
PRCA Approval & Committee Fee's	$ 1,800.00
PRCA Judges-Fee's	$ 1,350.00
PRCA Added Money	$ 35,000.00
	$ 43,300.00
City Permit's	$ 665.00
Porta John's	$ 3,025.00
EMT/Medical	$ 1,000.00
Bleacher Rental Fee	$ 30,000.00
Plaza Marketing Fee	$ 19,985.60
	$ 54,675.60
Livestock Hay/Feed/Shavings	$ 3,000.00
All Livestock plus Fuel	$ 66,470.00
	$ 69,470.00
Event Labor	$ 13,189.00
	$ 13,189.00
Water Truck	$ 3,000.00
Equipment Rental/Dirt/Tractor	$ 11,983.58
Warrior Wraps	$ 6,531.82
	$ 21,515.40
Rodeo Announcer	$ 3,500.00
Rodeo Announcer 2 (Slack plus)	$ 3,000.00
Barrel Man and Clown Act	$ 3,000.00
Trick Rider	$ 4,000.00
Sound	$ 2,750.00
Music	$ 1,600.00
	$ 17,850.00
2020 Las Vegas Days Rodeo: Propose Budget Total	$ 220,000.00

Notes:_____
_____
_____

2020 Las Vegas Days Rodeo: Proposed Budget	
WPRA Approval- Fee's	$ 150.00
WPRA Added Money	$ 5,000.00
PRCA Approval & Committee Fee's	$ 1,800.00
PRCA Judges-Fee's	$ 1,350.00
PRCA Added Money	$ 35,000.00
	$ 43,300.00
City Permit's	$ 665.00
Porta John's	$ 5,011.00
EMT/Medical	$ 2,000.00
	$ 7,676.00
Livestock Hay/Feed/Shavings	$ 5,000.00
All Livestock plus Fuel	$ 69,470.00
	$ 74,470.00
Event Labor	$ 15,189.00
	$ 15,189.00
Water Truck	$ 3,000.00
Equipment Rental/Dirt/Tractor	$ 11,983.13
Warrior Wraps	$ 6,531.87
	$ 21,515.00
Rodeo Announcer	$ 3,500.00
Rodeo Announcer 2 (Slack plus)	$ 3,000.00
Barrel Man and Clown Act	$ 3,000.00
Trick Rider	$ 4,000.00
Sound	$ 2,750.00
Music	$ 1,600.00
	$ 17,850.00
2020 Las Vegas Days Rodeo: Proposed Budget Total	**$ 180,000.00**

Submitted At Meeting
Date 9/23/19 Item 7
by Linnea Mitchell

Form Name:	LVCC Grant
Submission Time:	July 12, 2019 11:02 am
Browser:	Chrome 75.0.3770.100 / OS X
IP Address:	71.222.121.106
Unique ID:	519882042
Location:	

GRANT GUIDELINES AND ELIGIBILITY

ELIGIBILITY & EVALUATION CRITERIA

GRANT CONDITIONS UPON AWARD

APPLICATION AND REVIEW PROCESS

GRANT APPLICATION FORM

PART I. Application Cover Page

Name of Organization	Junior League of Las Vegas
Organization's Mission Statement	Junior League of Las Vegas (JLLV) is an organization of women committed to promoting voluntarism, developing the potential of women and improving the community through the effective action and leadership of trained volunteers. We welcome all women who value our mission.
Funding Amount Request	24614.00
Authorizing Official	Erica Chee
Authorizing Official Title	President
Authorizing Official Address	861 East Bridger Avenue Las Vegas, NV 89101-5539
Authorizing Official Title Phone	(702) 822-6536
Authorizing Official Title Email	president@jllv.org
Primary Contact (If different from above)	Rachel Mills
Primary Contact Title	Grant Writing Committee Chair
Primary Contact Address	861 East Bridger Avenue Las Vegas, NV 89101-5539
Primary Contact Phone	(503) 720-4453

Primary Contact Email	grants@jllv.org
Project Funding Category and Working Title	Education: JLLV K-12 Las Vegas History Education Mini-Grants

PART II. Grant Description / Narrative Questions

2. Detail the significance of the project or resource based on its cultural, historic, architectural and/or archaeological quality and significance to the community.	In its second year, the K-12 Las Vegas History Education Mini-Grants project will continue to enable local Clark County educators to develop programs that will facilitate the K-12 student education of Las Vegas' cultural, historic, architectural and/or archaeological areas and interests. As they did for the 2018-19 school year, these mini-grants will help upgrade existing teacher resources to increase overall student awareness and appreciation of Las Vegas' rich culture and history. The following 2018-19 program examples created from the JLLV K-12 Las Vegas History Education Mini-Grants project demonstrate the project's overall cultural, historic, architectural and/or archaeological quality and significance to the community: - The Centennial on Silk - Lucia Mason, Del Sol Academy of the Performing Arts. Students researched the history of Las Vegas, identifying a significant location in Las Vegas history, and painting the location on a silk scarf. - Mob Museum Field Trip - Annie Pande, Lyla Burkholder Middle School. Middle schools students visited the Mob Museum to learn the impact the mob had on the Las Vegas economy and city development. - Springs Preserve Field Trip - Christy Kraemer, Will Beckley Elementary. Young students went to the Springs Preserve to learn about the ecosystem and history of Las Vegas.

1. Provide a concise description of your project's objectives and timelines. If a preservation project, please include any prior work completed, the specific location on the building that will be affected and what materials will be used in the rehabilitation work. For example, "Wood siding will be glued to repair or replace deteriorated original wood siding on the front façade." Reference the site plans and elevations. Also, include what specific project elements Centennial funds will support.	The Junior League of Las Vegas (JLLV) is requesting $24,614 from the Commission for the Las Vegas Centennial (Centennial Commission) to extend its K-12 Las Vegas History Education Mini-Grants project into its second year. In addition to requesting an extension on the remaining $25,386 from the 2018-19 awarded grant, the objective is to provide JLLV with $50,000 to distribute to Clark County teachers in the form of mini-grants. This project will enable educators to develop and implement creative, innovative projects that will enrich their students' education in the following focus areas: - Historical preservation, conservation, and protection of irreplaceable buildings, sites and other artifacts of historical significance within the Las Vegas area; - Events on the history of the City of Las Vegas; - Education including the development of lesson plans and field trips focused on Las Vegas history; -Arts and media on the impact of a Las Vegas areas impact on the community. Timelines for this project follow the JLLV fiscal year, June 2019 through May 2020.
3. Include a listing of project partners, if relevant. List other funding sources, committed and applied for as part of project budget.	If awarded with these funds, we will not be participating with additional project partners to execute. Junior League of Las Vegas has the capability and operating procedures in place to execute this project independently. We are open to potential partnerships in the future based on its success.
4. Describe how the funds will be used.	Within its existing Education Grants Committee, JLLV will distribute the funds to Clark County teachers in the form of mini-grants. JLLV will solicit Clark County teachers to apply for mini-grants up to $3,000 for their program or event per the outlined criteria. JLLV will provide a blind evaluation of the proposals, determine qualifying applications, determine the winners, and provide the funding to the winning applicants. During the proposal evaluation, JLLV will take into consideration the historical significance of the proposal, the number of students impacted, the projects budget, and the projects timeline when determining awards. JLLV will track the educators' projects or events, providing financial accounting, quality control and audits of these programs.

5. Provide a brief statement of your organization's history and activities. Include your experience successfully managing grants and preservation projects. Include information on any grants previously applied for from the Centennial Commission (amount of funding received; project title; date).

JLLV is an organization of women committed to promoting volunteerism, developing the potential of women, and improving the community through the effective action and leadership of trained volunteers. Its purpose is exclusively educational and charitable. JLLV is focused on positively affecting the metropolitan Las Vegas area through JLLV programs and teaming with agencies throughout Las Vegas to empower Las Vegas' youth to succeed by offering services aimed at improving their educational opportunities and their overall health and wellness. JLLV is a part of the Association of Junior Leagues International (AJLI), which consists of 291 Leagues and more than 130,000 members from the USA, Mexico, Canada, and Great Britain.

On February 26, 1946, Mesdames John F. Cahlan, Richard Donnelly, William Moore, James H. Down, Jr., V. Gray Gubler, R. Julian Moore, Jr., and Bert Purdy met to consider the needs of the rapidly growing postwar Las Vegas community. These seven founders invited seventeen young women to join them in establishing the Service League of Las Vegas, an organization that would respond to community needs and cooperate with existing social service agencies. After initiating and implementing a community service project, the ultimate goal of the Service League was to turn this project over to the community.

On September 22, 1971, in recognition of the capabilities and accomplishments of the Service League, the Association of Junior Leagues named our local group the 219th affiliated member of AJL, now known as AJLI. As our first president, Florence Lee Jones Cahlan, stated in the president's report, March 1947: "Our policy has been, investigate; then act." During the past 71 years, the Junior League of Las Vegas has given more than a million dollars back into our community and at least as many hours of service. Las Vegas has benefited not only from the projects and advocacy of Junior League of Las Vegas but also from our members who are knowledgeable and trained volunteers.

Through continued research, JLLV finds needs in our community and determines solutions for those needs. For almost 75 years, JLLV has helped establish vital community solutions such as Shade Tree Women's Shelter, Ronald McDonald House, HELP of Southern Nevada, and Discovery Children's Museum. Additionally, JLLV's trained volunteers implement a variety of community and fundraising projects each year. Each year, Junior League awards Education Grants to local Clark County teachers; supports Shannon West Homeless Youth Center with meals, tutoring and life skills classes; provides holiday gifts to hundreds of youth; hosts immunization fairs; and many more community outreach programs. These many community outreaches and fundraising projects are possible because of our dedicated membership of over 500 women.

In 2018, JLLV applied for and was awarded $50,000 from the Centennial Commission. The Centennial Grant will continue as a project within the Education Grants Committee. With the existing processes and structure in

place for JLLV's own micro-grants, the Centennial Grant has been seamlessly integrated into JLLV Education Grants Committee responsibilities. If awarded again, the Centennial Grants would comprise approximately 40% of the Education Grant Committee's time. The remaining 60% is as follows: 40% dedicated to our current Education Grant program, 20% dedicated to the administration of JLLV community service scholarship recipients in conjunction with the Public Education Foundation.

6. List key project personnel, including consultants, and briefly describe their responsibilities and qualifications.

Alexandra Liebman and Stephanie Johnson, Education Grants Co-Chairpersons, will be the key contacts for executing the mini-grant program for JLLV. Alex and Stephanie have served on the Education Grants committee in previous years and will lead the committee for the 2019-2020 school year. They have experience creating and promoting the JLLV mini-grant application and have assisted in managing the blind grading process. They are adept in record keeping and following up with the teachers to ensure grant monies have been spent and accounted for in an appropriate manner.

Alex has served on the Education Grants committee in previous years and will co-chair the committee for the 2019-2020 school year. She has experience in creating and promoting grant applications and scholarships and she has assisted in the blind grading process in past years. In addition to her JLLV commitment, Alex serves as the Director of Recruitment and External Relations for the UNLV Harrah College of Hospitality where she manages the college's strategic recruitment and scholarship programs as well as serves as the key contact for academic partners and school representatives. Alex has been with UNLV for nine years and has served in several positions including fundraising and development, enrollment, and communications and marketing. Her experience has included executing fundraising and stewardship strategies, managing and organizing events, developing and executing communications and marketing plans and serving as a community partner liaison.

Stephanie served as an Education Grants committee member last year and will co-chair the committee for the 2019-2020 league year. She is familiar with the obligations and organizational side of Education Grants committee and was directly involved with the Centennial Grant last year. Stephanie currently owns her own practice as an eye doctor where she is responsible for patient care, as well as manages staff and administrative duties. Previously, she was an elementary school teacher within Clark County School District. Stephanie has previous chair experience within Junior League and has been involved with the Junior League for the last 12 years.

As with all Junior League members, Alexandra and Stephanie are trained volunteers and part of our larger organizational structure. They will have a dedicated committee of five JLLV members that will assist in executing the project.

7. Describe the key activities and associated timeline for your plan.	Below are the tentative key activities and timelines for the 2019-20 school year, pending confirmation of the JLLV Education Grants committee. 1. JLLV to advertise mini?grant availability in Summer 2019. 2. JLLV to solicit and review applications in August-September 2019. 3. JLLV to determine awardees in October 2019. 4. JLLV to disburse funds in November 2019. 5. Educators to execute approved programs from December 2019 - April 2020, providing recap and receipts to JLLV. 6. JLLV to provide a report to Centennial Commission by July 2020.

8. If the project is to be phased, please describe each phase.

1. Summer 2019: Advertising mini?grant availability
JLLV has several internal and external resources to promote the Commission and the City of Las Vegas with its K-12 Las Vegas History Education Mini-Grants grant. We have an internal communications committee that has four subcommittees consisting of Social & Web, Content Creation, PR and Community Relations and Member Communications. In all advertising, the JLLV will acknowledge the Commission and mention in writing that "This program has been financed in whole or in part with funding from Las Vegas Centennial specialty license plates." JLLV will advertise the mini-grant availability through all mediums possible including but not limited to; Facebook (internal and external pages), media and press releases as well as email and newsletters to members. We also have contacts with the Clark County School District (CCSD) Partnership Office and the Clark County School District Curriculum and Professional Development Division. We will have our CCSD contact post to their interact (intranet), giving all K-12 teachers and educators the ability to apply. The flier that our graphic design team will create will include all applicable information with a brief description of the grant and how to apply.

2. August-September 2019: Soliciting and reviewing applications
JLLV will solicit applications from all K-12 educators in Clark County. We will have the application available on both the CCSD and Junior League websites (www.jllv.org).

3. October 2019: Determining awardees
After receiving all eligible applications within the required timeframe, the Education Grants committee will review with our Grant Committee to determine the eligibility of each application for the mini-grant. The Education Grants committee will then offer a volunteer opportunity to our membership to sign up and review all applications received. All of the names of the educators and the schools listed and any other confidential or proprietary information will be redacted to prevent bias from our membership in regards to reviewing and grading the grants. This is one of JLLV's most popular volunteer opportunities and we are never short on finding enough volunteers to complete the evaluation process. Each member will review a random selection of eligible grants and the volunteer will assign the application a score. Every grant will be read through three times, by three different volunteers, and the average score from each grant will be calculated and recorded to determine the winners. Currently, our Education Grants committee utilizes the same process for the JLLV funded education grants and it has proven to be efficient and fair.

To determine the awardees, the Education Grants committee will collect the results from the evaluation session with league membership and tally the results. JLLV will notify every applicant by mail, email or telephone to announce if their grant submission was awarded or declined.

4. November 2019: Disbursing funds

JLLV will disburse the funds to the winners at an award ceremony at a Las Vegas location to be determined. This is a perfect opportunity for recognition for the Commission of the Las Vegas Centennial and the City of Las Vegas. JLLV will send out a press release as well as promote both internally and externally with our general membership and CCSD. All awardees will be invited, including their Principals/Administrators, to the awards ceremony. In conjunction with the Commission, JLLV will present the checks from our Education Grant Co-Chairs, Alexandra Liebman, and Stephanie Johnson; our Grant Writing Chair, Rachel Mills; and our 2019-2020 Junior League President, Erica Chee to all of the amazing teachers that are helping develop our youth and promote the history of Las Vegas.

5. December 2019 - April 2020: Educators to execute approved programs providing a recap, photos, and receipts to JLLV.
Mini-grant awardees will complete their approved project during this timeframe. Once completed, these educators will be required to a short recap, photos from the project and project receipts to JLLV. Depending on JLLV volunteer resources, a JLLV volunteer may visit the educator's classroom to discuss the project and collect the recap, photos, and receipts in person. If a JLLV volunteer is not available, then recap, photos, and receipts will be sent to JLLV electronically.

6. May 2020: JLLV to provide a report to Centennial Commission
JLLV will provide the Centennial Commission with an excel spreadsheet listing all approved projects, project recaps, school and educator's name, and contact information, award amount, check number, and date of check clearance. Additionally, JLLV will provide a PDF of all scanned receipts and project photos. Finally, if requested by the Centennial Commission, either the JLLV Grant Writing Chair, Rachel Mills, and/or the Education Grants Co-Chairs, Alexandra Liebman and Stephanie Johnson, will be able to visit the Commission to provide a recap of the project in person.

9. If applicable, please provide any known project limitations that may affect the project timeline or success (i.e. asbestos; drainage; physical and structural concerns). Include plans for continued project funding and/or maintenance and provide a statement regarding the project's potential for long-term sustainability and success.	Not applicable.
10. If applicable, please provide sustainability plans for financing the operation and/or maintenance of the project at the conclusion of the grant. Describe the final product resulting from your project. Please provide examples of any collateral material produced by your project.	Not applicable.

PART III. . Budget Worksheet

Budget Worksheet File	https://clv-aws-webteam-formstack.s3.amazonaws.com/519882042/55273897_jllv_centennialcommission_minigrants_201819.xlsx

PART IV. Additional Required Documents

Primary Contact Name & Title	Rachel Mills, 2019-20 Grant Writing Committee Chair
Primary Contact Signature & Date	
Authorizing Official Name & Title	Erica Chee, 2019-20 JLLV President
Authorizing Official Signature & Date	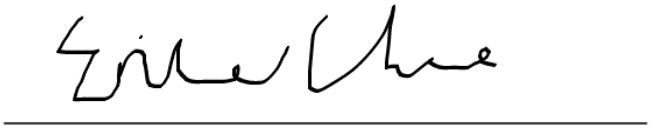

Below is JLLV's reporting from the grant award from Centennial Commission for the 2018-19 school year to serve as a budget example for the 2019-20 application.

Date Check Cleared	Check #	Amount	Name	Email Address	Phone Number	School	School Address	School Phone Number	Principal Name	Principal Email	Project Name (do not include your name or your school name in the project name)
2/22/2019	8947	$675.00	Scott Weiler	weiles@nv.ccsd.net	520-850-4472	Rancho High School	1900 Searles Las Vegas, NV 89101	702-799-7000	James Kuzma	kuzmajl@nv.ccsd.net	The Aviation of Howard Hughes
3/5/2019	8948	$1,000.00	Michael Dambach	dambam@nv.ccsd.net	702-569-9090	Spring Valley High School	3750 S. Buffalo Dr., Las Vegas, NV 89147	702-799-2580	Tam Larnerd	larnetc@nv.ccsd.net	How Aviation and Howard Hughes affected development & growth of Las Vegas, turning it into a family oriented tourist destination.
2/22/2019	8949	$1,500.00	Sukari Smith	smiths18@nv.ccsd.net	562.786.1786	Western High School	4601 W Bonanza Road LV NV 89107	702.799.4080	Dr. Monica Cortez	cortemj@nv.ccsd.net	Senior Seminar - Help the Homeless Youth
2/22/2019	8950	$1,500.00	Sukari Smith	smiths18@nv.ccsd.net	562.786.1786	Western High School	4602 W Bonanza Road LV NV 89107	702.799.4080	Dr. Monica Cortez	cortemj@nv.ccsd.net	Eco Club Garden
1/28/2019	8951	$1,500.00	Kelly Doyle	Doylekr@nv.ccsd.net	702.741.4704	Pat Diskin Elementary	4220 Ravenwood Drive, Las Vegas, NV. 89147	702.799.5930	Regina Ballard	ballarr@nv.ccsd.net	The Great Unconformity
2/14/2019	8952	$1,050.00	Christy Kraemer	lawlicl@nv.ccsd.net	7029940123	Will Beckley Elementary	3223 Glenhurst Dr., Las Vegas, NV 89121	702-799-7700	Shannon Brown	brownsc@nv.ccsd.net	Springs Preserve Field Trip
1/31/2019	8953	$1,480.39	Melissa S. Wilkinson	wilkims@nv.ccsd.net	702-575-8522	Burkholder Middle School	355 W Van Wagenen St, Henderson, NV 89015	702-799-8080	Chris Hermes	hermecl@nv.ccsd.net	JEWLERY MAKING IS FUN
1/28/2019	8954	$450.00	Benita M. Sager	Sagerb@nv.ccsd.net		Kermit R. Booker Elementary School	2277 Martin Luther King	702-799-4720 ex. 3186	LaDonna Henderson, Acting Principal	Hendelj@nv.ccsd.net	Project Las Vegas
1/28/2019	8955	$1,313.72	Colleen Meltzer	meltzcm@nv.ccsd.net	(702) 234-0156	J. Marlan Walker Elementary School	850 Scholar St. Henderson, NV 89002	(702) 799-0570	Jolinda Imlay	lmlayjm@nv.ccsd.net	Aviation and the Impact on Las Vegas' History
	8956	$1,225.00	David J. Vivo	vivodj@nv.ccsd.net	(702)497-0493	Cashman Middle School	4622 W. Desert Inn Rd., Las Vegas 89102	(702)799-5880	Sindy Biernacki	eisensl@nv.ccsd.net	History of Las Vegas Mural
2/13/2019	8957	$479.92	Aimee Smithline	smithad2@nv.ccsd.net	(702) 672-7636	J. Marlan Walker Elementary School	850 Scholar St. Henderson, NV 89002	(702) 799-0570	Jolinda Imlay	lmlayjm@nv.ccsd.net	Non-Stop Artists and Engineers
1/28/2019	8958	$1,450.00	Shaun Bell	bellsl1@nv.ccsd.net	702-327-5853	J. Marlan Walker Elementary School	850 Scholar St. Henderson, NV 89002	(702) 799-0570	Jolinda Imlay	lmlayjm@nv.ccsd.net	Documentaries of the Desert Project
1/31/2019	8959	$1,238.67	Lucia Mason	Masonlp1@nv.ccsd.net	702-821-5709	Del Sol Academy of the Performing Arts	3100 E. Patrick Lane, Las Vegas NV 89120	702-799-6830	Gregory Misel	miselgp@nv.ccsd.net	The Centennial on Silk
1/30/2019	8960	$1,395.00	Jonelle Artis	artisjl@nv.ccsd.net	702-799-3401	William and Mary Scherkenbach Elementary School	9371 Iron Mountain Road, Las Vegas, NV 89143	702-799-3401	Kristy Muffoletto	conlekm@nv.ccsd.net	A History Of Las Vegas
2/19/2019	8961	$1,500.00	Alpha Luerann Nash	Nasha@nv.ccsd.net	702-580-8383	Del Sol Performing Arts High School	3100 E Patrick Lane, LasVegas, NV 89120	702-799-6830	Greg Misel	miselgp@nv.ccsd.net	Seeing Thru Rose Colored Glass
	8962	$300.00	Reuben D'Silva	dsilvr@nv.ccsd.net	702-809-7838	Rancho High School	1900 Searles Las Vegas, NV 89101	702-799-7000	James Kuzma	kuzmajl@nv.ccsd.net	Revisiting the West Las Vegas Race Riots (early 70's)
2/6/2019	8963	$620.00	Kaitlyn T Hoskins	hoskikt@nv.ccsd.net	702-672-0739	Northwest Career and Technical Academy	8200 West Tropical Parkway Las Vegas NV 89149	702-799-4640	Tina Statuki	statutl@nv.ccsd.net	Bonnie Springs Geographic Analysis
1/31/2019	8964	$1,500.00	Steven Gaskill	gaskisg@nv.ccsd.net	(702) 482-7176	K.O. Knudson Middle School	2400 Atlantic St, Las Vegas, NV 89104	702-799-7470	Lezlie Koepp	koeppls@nv.ccsd.net	Natural History of Las Vegas
1/30/2019	8965	$1,500.00	Julie Tacker	Tackejp@nv.ccsd.net	702-521-3212	Dr. Beverly S. Mathis Elementary School	7950 Arville Street, Las Vegas, NV 89139	702-799-8170	Mr. Joseph Rekrut	rekujs@nv.ccsd.net	Dr. Beverly S. Mathis Carson City Trip
1/28/2019	8966	$1,500.00	Bryan Thomas Dorsey	dorsebt@nv.ccsd.net	702-575-2869	Grant M. Bowler Elementary School	P. O. Box 470 Logandale, NV 89021	702-398-3233	Shawna Jessen	jessesr@nv.ccsd.net	Where it all Began, The Las Vegas Mormon Fort
1/31/2019	8967	$1,500.00	Annie Pande	Pandea1@nv.ccsd.net	7028626185	Lyal Burkholder Middle School	355 W Van Wagenen St, Henderson, NV 89015	(702) 799-8080	Christopher Hermes	hermecl@nv.ccsd.net	Mob Museum Field Trip
1/29/2018	8968	$1,311.61	Jessica Baldwin	baldwjc@nv.ccsd.net	702-219-8166	Thomas O'Roarke Elementary School	8455 O'Hare Road, Las Vegas, NV 89143	702-799-6600	Kody Barto	bartokm@nv.ccsd.net	History of Centennial Hills
2/8/2019	8969	$359.00	Karen Kanwhen	kanwhkn@nv.ccsd.net	702-325-8455	Lewis E. Rowe ES	4338 S. Bruce St., Las Vegas, NV, 89119	702-799-5540	Dr. Dustin Mancl	mancldb@nv.ccsd.net	Learning from the Past while Educating our Future : Boomtown Research

$26,348.31

-$160.00 Kaitlyn T Hoskins - returned unused funds
-$107.15 Shaun Bell - returned unused funds
-$2.22 Bryan Thomas Dorsey - returned unused funds
-$240.00 Will Beckley Elementary - returned unused funds
-$1,225.00 David J. Vivo - returned issued check
$24,613.94 Total Spent

$50,000.00 Grant Amount
-$24,613.94 Total Spent
$25,386.06 Unused grant funds

JUNIOR LEAGUE OF
LAS VEGAS

Stacie Lang

861 East Bridger Avenue
Phone: 702-822-6536

Las Vegas Centennial Commission

495 South Main Street, Las Vegas, NV 89101
Phone: 702-229-6011

Dear Commissioners,

This letter is in response to our discussion at the Centennial Commission meeting on March 27th, 2019. This is a formal request by Junior League of Las Vegas for an extension of the remaining funds from the K-12 Las Vegas History Education Mini-Grants award granted in November 2018. We are requesting an extension on the remaining $25,386 to allow Junior League to award these funds during the 2019-2020 school year.

In addition, we are requesting an additional $24,614 from the Centennial Commission to making the total amount available to award in the 2019-2020 school year $50,000. Junior League of Las Vegas has completed the formstack application at the request of the Commission for their review. We have also made the requested improvements for the evaluation of the applications submitted to ensure these mini-grants awarded to teachers are within the financial restrictions of the Las Vegas Centennial Commission Fund.

Teacher applications will be eligible for the K-12 Las Vegas History Education Mini-Grant if their projects fall within the following criteria; historical preservation which focuses on the preservation, conservation and protection of irreplaceable buildings, sites and other artifacts of historical significance; events which are focused on the history of the City of Las Vegas; education including the development of lesson plan and field trips focused on Las Vegas history; and arts and media which focuses on the impact of a Las Vegas areas impact on the community. During evaluation Junior League will take into consideration the historical significance of the proposal, number of students impacted, the projects budget, and the projects timeline when determining awards.

We have been honored to work with the Centennial Commission over the last year. We look forward to this upcoming year and hopefully years to come. Thank you for your service to City of Las Vegas and all of the local communities.

Stacie Lang
2018-19 Grant Writing Chair
Junior League of Las Vegas

Form Name:	LVCC Grant
Submission Time:	July 16, 2019 10:50 am
Browser:	Chrome 75.0.3770.142 / Windows
IP Address:	131.216.14.4
Unique ID:	520802904
Location:	

GRANT GUIDELINES AND ELIGIBILITY

ELIGIBILITY & EVALUATION CRITERIA

GRANT CONDITIONS UPON AWARD

APPLICATION AND REVIEW PROCESS

GRANT APPLICATION FORM

PART I. Application Cover Page

Name of Organization	Board of Regents, Nevada System of Higher Education (NSHE) on behalf of the University of Nevada, Las Vegas University Libraries Special Collections and Archives
Organization's Mission Statement	The UNLV Libraries Special Collections & Archives Division engages students, faculty, the community, and researchers world-wide in the interdisciplinary study of gaming, Las Vegas, and Southern Nevada. We collect, preserve, and make available rare and unique materials about our region's heritage, and we expertly help researchers discover and use our collections.
Funding Amount Request	141420.00
Authorizing Official	Board of Regents, Nevada System of Higher Education (NSHE)
Authorizing Official Title	Office of Sponsored Programs Executive Director
Authorizing Official Address	4505 S. Maryland Parkway Box 451055 Las Vegas, NV 89154
Authorizing Official Title Phone	(702) 895-1357
Authorizing Official Title Email	lori.ciccone@unlv.edu
Primary Contact (If different from above)	Irwin, Karla; Lampert, Cory, Sumler, Felicia
Primary Contact Title	Special Collections & Archives Technical Services Librarian; Head of Digital Collections, Senior Research Administrator

Primary Contact Address	Box 457010 4505 S Maryland Pkwy Las Vegas, NV 89154
Primary Contact Phone	(702) 895-2245
Primary Contact Email	karla.irwin@unlv.edu
Project Funding Category and Working Title	Las Vegas History in Sound and Motion: Preservation and Reformatting of Audio/Visual Materials from UNLV Special Collections

PART II. Grant Description / Narrative Questions

2. Detail the significance of the project or resource based on its cultural, historic, architectural and/or archaeological quality and significance to the community.

UNLV Libraries Special Collections & Archives has been able through grant-supported digitization to make a wide array of its unique historical collections available, providing the community access to its own history through the original and primary sources for that history. To date we have focused on text documents: City Council minutes, the earliest Las Vegas newspapers, the records of the Union Pacific Railroad and the Las Vegas Land and Water Company. But there is another important source for the history of Las Vegas captured on media. Special Collections & Archives houses large and unique collections of film, video, and audio tapes that contain images and sounds of Las Vegas on their fragile surface. Captured for amateur home movies, promotion and advertising, news broadcast, historical or educational documentaries, this raw footage and audio tapes are locked in formats increasingly difficult to access, to view or listen to. SCA's mission requires support for interdisciplinary research of Las Vegas, Southern Nevada, and gaming for researchers around the world. SCA takes seriously its duty to provide unencumbered access to these materials, which in the case of at-risk and obsolete media types, proves challenging.

For the purposes of this grant, Special Collections & Archives has prioritized media collections in different formats, both for preservation, if the physical media is at risk, and for content. Like our print, manuscript and photograph collections, we want to make our most valuable collections accessible in a digital format. The collections selected fall into five categories: early (pre-1950) film footage of Las Vegas; historic entertainment footage from Las Vegas hotels and showrooms; the construction of Hoover Dam and Boulder City; footage and interviews from the anti-nuclear movement and protests at the Nevada Test Site; environmental films made about Red Rock Canyon and flood control in the Las Vegas Valley; and unedited raw footage and interviews from a number of professional documentary projects about Las Vegas produced for a national audience.

The earliest film footage from Las Vegas was shot by Las Vegas residents William S. Park and Fred Wilson, in the late 1920's and early 1930's. They both were prominent citizens and amateur historians who collected material on the history of Las Vegas and southern Nevada. The original 8mm film was later edited, transferred and spliced with other film, and now is represented by a series of formats and versions. We want to make sure we have digitally captured the complete original set. The entertainment collections run from 16mm film shot in the Copa Room at the Sands Hotel in the early 1950's to videos of shows, entertainers, and promotional spots from the Riviera, Stardust, and Harrah's hotels, as well as the epic shows of Donn Arden and William Moore. The Bureau of Reclamation produced a number of films about the construction of Hoover Dam and Boulder City, which now exist in a number of formats from film to the latest BetaCam transfers. The anti-nuclear organization, Desert Experience, videotaped and recorded interviews, panel discussions, events, and protests, and captured news media coverage and programs. 16mm films were produced

by UNLV geology department about flood control in the Las Vegas Valley and by the BLM about Red Rock Canyon. There have been a number of professional documentaries produced about Las Vegas, from which the producers donated to UNLV Libraries Special Collections & Archives the unedited footage and videotaped interviews. These include the PBS American Experience program Las Vegas: An Unconventional History, Amy William's Strip Teased: Tales from Las Vegas Women; Bill Mors's Remembering Las Vegas and Accent Las Vegas; and the interview tapes on which UNLV
Professor Lawrence Mullen's book, Las Vegas: Media and Myth was based.

These collections will bring to new audiences the unique and significant people and events from the history of Las Vegas captured in the reality of their time and place. When digitized they will become the basis for future documentaries, programs and exhibits in whatever format or application the future may bring.

1. Provide a concise description of your project's objectives and timelines. If a preservation project, please include any prior work completed, the specific location on the building that will be affected and what materials will be used in the rehabilitation work. For example, "Wood siding will be glued to repair or replace deteriorated original wood siding on the front façade." Reference the site plans and elevations. Also, include what specific project elements Centennial funds will support.	The main objective of the proposed grant project is to digitize over 500 unique audiovisual assets which contain important content on the history of Las Vegas. After digitization, UNLV Special Collections and Archives will make the material available to researchers and preserve the digital files for the long term. The project will take eleven months and Centennial funds will support professional vendor services and one project manager.
3. Include a listing of project partners, if relevant. List other funding sources, committed and applied for as part of project budget.	N/A. We do not have any other funding sources.

4. Describe how the funds will be used.

UNLV Special Collections and Archives (SCA) is the first stop for many researchers looking for historical materials on Las Vegas history. Visual materials are particularly desirable for researchers; and while photographs and printed material can be provided easily, this is not the case with audiovisual materials.This grant is designed to help meet our researchers halfway by providing the first step in accessibility, by digitizing the a selection of at-risk and currently inaccessible audiovisual materials that are part of the archival collections at UNLV Libraries Special Collections and Archives. Targeted collections for digitization contain rare recordings documenting notable figures and institutions in Las Vegas history from the early 1920s through the mid 2000s. The proposed project would involve migrating unique audio and video recordings currently stored on unstable and increasingly obsolete storage to a digital format for long term preservation and use. After digitization of these historically important assets are completed, historians and the general public will be able to use the materials to further research on the history of Las Vegas. In recent years, several high-profile documentary films have been produced about Las Vegas, bringing attention and visibility to Nevada's unique history. Often, film budgets do not include funds for digitization. With this grant, SCA would be much better positioned to meet the growing demand for digital audio and video required by documentarians.

In late 2018 SCA undertook a five month survey to evaluate the status of all audiovisual materials found in our manuscript, photograph, and media collections. Over 11,000 individual items were assessed, and from those we have targeted the most rare, historically important, and in demand collections for digitization. These include over 500 moving image and audio recordings on local casino gaming and entertainment history, interviews with people significant to the evolution of Las Vegas, and visual documentation of important sites and events. SCA is committed to proper stewardship of the resulting digital assets, and ensuring that they are available for wide use by the community. Currently the contents are stored on media which has no easy means of accessibility, such as 8mm and 16mm film, and Betacam and VHS tapes. SCA has no means to play the recordings, and even if we obtained the proper players, each use of these unstable formats deteriorates the quality of the film and recordings. The audio and visual recordings are extremely unique, and high-quality digitization is necessary to ensuring their survival. The best option for long-term preservation and access is to work with an established vendor that we already have a successful, working relationship with, and who will properly migrate the recordings according to best practices and international standards.

UNLV Libraries SCA has already built expertise in the areas of digitization and digital preservation. Since 2014 we have worked with a nationally renowned digitization vendor of archival audio and video media. George Blood has already digitized 3,300 unique assets for us, including oral history recordings stored on audio cassettes and reel to reel tape. However, reformatting content to a digital file is only the first step in

ensuring the asset remains preserved and accessible. Without associated metadata to make the materials findable on the web, the content is hidden to potential users. Through grant funding, staff will ensure that all materials are described to national standard, are findable on the web, and that the health and stability of the files is monitored over time. This includes creating and enhancing embedded metadata that travels with the file, even in migrations to other software and digital asset management platforms. Also necessary is expertise in migrating to new file formats as older versions become obsolete, storing files in a sustainable environment, and performing integrity checks on a consistent basis to confirm files remain authentic and unchanged over time. Use of all these methods by a digital archives specialist helps guarantee that the file will play and look the same whether it is next year, or in one hundred years.

As part of this project, UNLV Libraries SCA is applying for funding that will focus on two major areas surrounding digitization and digital preservation of audiovisual archival recordings.

1. SCA will contract with a reputable vendor to perform digitization of the selected audiovisual materials.
2. Under supervision of the Technical Services Librarian, SCA will hire an eleven month Digital Preservation Assistant position to perform the following:
2(a) Prepare materials for digitization and work with vendor performing digitization
In consultation with Technical Services staff, project hire will create and maintain digitization documentation and workflows to ensure that the project is completed on schedule. Project hire will determine plan for physically labeling each item with a unique filename so media and resulting digital assets can be properly tracked through their lifecycle. Project hire will physically prepare the materials for digitization, create a detailed inventory with descriptive metadata and notes on conservation issues, and coordinate shipments with the vendor. Once the vendor begins digitization project hire will maintain communication to address unforeseen issues, and coordinate return shipment. Recordings will be digitized in high quality, non-proprietary formats to encourage long-term sustainability and use.
2(b) Perform quality control and enact actions for long-term preservation and use
Once digital files are returned from the vendor, project hire with check that digitization has been performed according to specifications and best practices, files are complete (including access copies for the public), and embedded metadata (provided in the inventory) has been added to the digital files. Project hire will enhance metadata as necessary, and update internal administrative records. Project hire will also consult reports from vendor that account for material with conservation issues, and in rare cases where digitization was unsuccessful, and propose alternate solutions. Project hire will ingest digital assets into a secure storage server space, and perform digital preservation actions to ensure long term access and use.

From here, staff will take over long-term file management and preservation which will include making sure the files and associated data are stable and usable in their storage environment. Staff will also take steps to enhance the discoverability of these valuable collections by creating or updating multiple points of access including online records and library catalog entries. To promote the newly digitized audio and video recordings, staff will announce the availability of the content in multiple public platforms including the Libraries and SCA web sites, and social media and blog postings. Attribution for funding from the Las Vegas Commission will be highlighted in these announcements. SCA will propose ideas for use of the materials in UNLV instruction sessions and partner with local cultural heritage institutions and educators to bring these primary source materials to a wider audience.

5. Provide a brief statement of your organization’s history and activities. Include your experience successfully managing grants and preservation projects. Include information on any grants previously applied for from the Centennial Commission (amount of funding received; project title; date).

Experience: UNLV Special Collections and Archives has over ten year's experience managing national, statewide, and local grants. Currently we are the lead organization on the National Digital Newspaper Program, a national project funded by the Library of Congress and the National Endowment of the Humanities. We have been awarded three consecutive rounds (2014- present) of funding in this program totalling $730,000. Most recently, UNLV Special Collections also managed two Centennial grants, Early Las Vegas Newspapers ($49,000) and Online Access for the City of Las Vegas Commission Minutes (1911-1960) and Ordinances (1911-1958).

Standards-based digital preservation. Multiple staff in Special Collections ensure that digital assets, both reformatted and those that are delivered in digital form ("or born-digital"), are preserved and made accessible. UNLV Special Collections has worked with several reputable digitization vendors on projects over the past ten years and has developed efficient workflows and communication strategies to ensure deliverables meet quality standards and that project timelines are met. Staff in Special Collections Technical Services and Digital Collections work together in following professional archival and digital preservation standards to manage all files and related assets (such as technical, administrative, and preservation metadata). For prioritized collections, staff describe collection materials using metadata standards for archival description (Encoded Archival Description or EAD) and online delivery (Dublin Core Metadata Initiative or DCMI), respectively. Multiple library repository systems, backed up regularly, are used to store metadata and digital assets. These well-established workflows ensure that collections are stewarded carefully over the long term and made widely accessible to the public. In 2018, UNLV Libraries established and posted an internal digital preservation policy reinforcing organizational commitment to long-term preservation.

Mission-driven activity. This project is aligned with the mission and strategic plans of UNLV, the University Libraries, and Special Collections. University Libraries' and Special Collections' mission and strategic plans emphasize how we foster "the intellectual, cultural, and economic development of the region with collections and services that advance knowledge and scholarship about the region." This project allows us to conduct mission-critical audio/visual collection reformatting and connect the new resources with ongoing community engagement opportunities and goals.

6. List key project personnel, including consultants, and briefly describe their responsibilities and qualifications.

Cory Lampert is the Head of Digital Collections at the University of Nevada, Las Vegas. She is
responsible for strategic planning and management of the Libraries' digital initiatives. Ms. Lampert has focused her service activities on building collaborative partnerships through professional organizations and outreach. She has ten years of experience writing grants and managing externally-funded projects and is currently co-Pi on the National Digital Newspaper Project and the Library Services and Technology Act (LSTA) funded project, "Building the Pipelines: Large-Scale Digitization Models for Nevada Cultural Heritage". Her research interests include linked open data for digital libraries and strategic planning for digital collections. She has received the UNLV Libraries Outstanding Scholarship Award (2008), the UNLV Libraries Outstanding Service Award (2011) and the college's top award, the UNLV Libraries McPhee Librarian of the Year Award (2013) . She received a B.A. in Liberal Arts from Sarah Lawrence College in 1995 and a MLIS from the University of Wisconsin-Milwaukee in 2005.

Karla Irwin is a Technical Services Librarian at UNLV Special Collections and Archives. Before coming to UNLV she worked on a reformatting project at Hagley Museum and Library in Wilmington, Delaware to digitize over 200 oral history open reel tapes from the 1950s and 1960s. This experience led to being tasked with overseeing audiovisual initiatives in Technical Services at UNLV. She worked closely with the Digital Collections Department to outsource oral history audiocassettes for digitization, and upon completion enhanced metadata for the files, created online description to increase discoverability, and took steps to ensure the files would be preserved far into the future. In 2018, she also supervised the audiovisual survey of collection materials which directly led to demonstrating the need for preservation of these unique assets and the request for grant funding for digitization. Karla also has extensive experience with digital preservation as she is responsible for all policies and procedures related to born-digital collection material. She received her B.S. from the University of Delaware in 2001 and a MLIS from Drexel University in 2012.

7. Describe the key activities and associated timeline for your plan.

The key activities of the project include:
- Hiring grant-funded staff
- Preparing materials for digitization vendor
- Receiving deliverables and performing QC
- Enhancing metadata and preparing materials for public access/use
- Promoting newly available materials to community

8. If the project is to be phased, please describe each phase.

The project will take eleven months and the following activities will be completed in the following phases:

Month 1:
Hire contract position
Coordinate vendor contract including specifications and costs
Work with UNLV Purchasing Department to execute purchase order
Create internal project documentation

Months 2-6:
Pull audiovisual media from SCA storage locations and prepare for shipment
Label and securely package materials for vendor
Create digital inventory for vendor and any other necessary paper copies
Ship originals materials to vendor for digitization and metadata creation

Months 5-7:
Maintain open communication and troubleshoot with vendor as digitization occurs
Prepare workflow and storage environment for incoming digital assets
Receive deliverables from vendor
Return originals to their storage locations in SCA
Conduct quality control of digital assets and associated metadata
Enhance provisional metadata sent to vendor with more detail in preparation for patron use
Coordinate with Public Services to formulate potential ideas for use newly digitized materials in classroom instruction

Months 8-10:
Receive deliverables from vendor
Return originals to their storage locations in SCA
Conduct quality control of digital assets and associated metadata
Enhance provisional metadata sent to vendor with more detail in preparation for patron use
Ingest deliverables into local storage system and perform digital preservation actions for sustainability
Update internal documentation and external records

Month 11:
Coordinate with Public Services and UNLV Communications on promotion of project for all Nevada stakeholders, crediting the Commission for the Las Vegas Centennial for funding support

9. If applicable, please provide any known project limitations that may affect the project timeline or success (i.e. asbestos; drainage; physical and structural concerns). Include plans for continued project funding and/or maintenance and provide a statement regarding the project's potential for long-term sustainability and success.	Not applicable.
10. If applicable, please provide sustainability plans for financing the operation and/or maintenance of the project at the conclusion of the grant. Describe the final product resulting from your project. Please provide examples of any collateral material produced by your project.	The final result of the project will be the completion of digital preservation activities, format migration, and preparation for public access of the materials listed in supplementary materials. UNLV University Libraries has an active digital preservation program and is committed to preserving and sustaining long-term accessibility for digital assets of enduring value. This includes providing standards-based digital preservation which ensures the long-term authenticity, reliability, usability, and integrity of these unique digital assets. Additional note: UNLV Libraries has completed some preliminary review of the copyright status for each item during our audiovisual survey. Research of copyright can be incredibly time consuming. As time allows we are committed to making judgements regarding the copyright status of items selected for digitization so that access may be as broad as copyright allows.

PART III. . Budget Worksheet

Budget Worksheet File	https://clv-aws-webteam-formstack.s3.amazonaws.com/520802904/55273897_lampert.cen.budget.r2.pdf

PART IV. Additional Required Documents

Additional Documents 1	https://clv-aws-webteam-formstack.s3.amazonaws.com/520802904/55147068_centennialmediagrantcombined.pdf
Additional Documents 2	https://clv-aws-webteam-formstack.s3.amazonaws.com/520802904/55196484_nshesingleauditreportfy18.pdf
Primary Contact Name & Title	Karla Irwin Felicia Sumler
Primary Contact Signature & Date	

Authorizing Official Name & Title	Felicia Sumler c/o Lori Ciccone
Authorizing Official Signature & Date	

Online application: https://cityoflasvegas.formstack.com/forms/lvcc_grant

Name of organization: Board of Regents, Nevada System of Higher Education (NSHE) on behalf of the University of Nevada, Las Vegas University Libraries Special Collections and Archives

Organization Mission Statement: The UNLV Libraries Special Collections & Archives Division engages students, faculty, the community, and researchers world-wide in the interdisciplinary study of gaming, Las Vegas, and Southern Nevada. We collect, preserve, and make available rare and unique materials about our region's heritage, and we expertly help researchers discover and use our collections.

Authorizing Official: Board of Regents, Nevada System of Higher Education (NSHE)

Authorizing Official Title: Maggie Farrell

Authorizing Official Title Phone: Dean of University Libraries

Authorizing Official Title Email: maggie.farrell@unlv.edu

Authorizing Official Address: 4505 S. Maryland Pkwy.

City: Las Vegas

State: Nevada

Zip code: 89514

Primary Contact: Irwin, Karla; Lampert, Cory

Primary Contact Phone: (702) 895-2293; (702) 895-2209

Primary Contact Email: karla.irwin@unlv.edu; cory.lampert@unlv.edu

Amount of funds requested: [waiting on final quote]

Grant category: Historic Preservation

Project Funding Title and Working Category: Las Vegas History in Sound and Motion: Preservation and Reformatting of Audio/Visual Materials from UNLV Special Collections

Purpose: This project will result in the professional reformatting and description of prioritized audio/visual items from UNLV Special Collections enabling users to access and use the material for the first time.

--End Part I--

Detail the significance of the project or resource based on its cultural, historic, architectural and/or archaeological quality and significance to the community.

UNLV Libraries Special Collections & Archives has been able through grant-supported digitization to make a wide array of its unique historical collections available, providing the community access to its own history through the original and primary sources for that history. To date we have focused on text documents: City Council minutes, the earliest Las Vegas newspapers, the records of the Union Pacific Railroad and the Las Vegas Land and Water Company. But there is another important source for the history of Las Vegas captured on media. Special Collections & Archives houses large and unique collections of film, video, and audio tapes that contain images and sounds of Las Vegas on their fragile surface. Captured for amateur home movies, promotion and advertising, news broadcast, historical or educational documentaries, this raw footage and audio tapes are locked in formats increasingly difficult to access, to view or listen to. SCA's mission requires support for interdisciplinary research of Las Vegas, Southern Nevada, and gaming for researchers around the world. SCA takes seriously its duty to provide unencumbered access to these materials, which in the case of at-risk and obsolete media types, proves challenging.

For the purposes of this grant, Special Collections & Archives has prioritized media collections in different formats, both for preservation, if the physical media is at risk, and for content. Like our print, manuscript and photograph collections, we want to make our most valuable collections accessible in a digital format. The collections selected fall into five categories: early (pre-1950) film footage of Las Vegas; historic entertainment footage from Las Vegas hotels and showrooms; the construction of Hoover Dam and Boulder City; footage and interviews from the anti-nuclear movement and protests at the Nevada Test Site; environmental films made about Red Rock Canyon and flood control in the Las Vegas Valley; and unedited raw footage and interviews from a number of professional documentary projects about Las Vegas produced for a national audience.

The earliest film footage from Las Vegas was shot by Las Vegas residents William S. Park and Fred Wilson, in the late 1920's and early 1930's. They both were prominent citizens and amateur historians who collected material on the history of Las Vegas and southern Nevada. The original 8mm film was later edited, transferred and spliced with other film, and now is represented by a series of formats and versions. We want to make sure we have digitally captured the complete original set. The entertainment collections run from 16mm film shot in the Copa Room at the Sands Hotel in the early 1950's to videos of shows, entertainers, and promotional spots from the Riviera, Stardust, and Harrah's hotels, as well as the epic shows of

Donn Arden and William Moore. The Bureau of Reclamation produced a number of films about the construction of Hoover Dam and Boulder City, which now exist in a number of formats from film to the latest BetaCam transfers. The anti-nuclear organization, Desert Experience, videotaped and recorded interviews, panel discussions, events, and protests, and captured news media coverage and programs. 16mm films were produced by UNLV geology department about flood control in the Las Vegas Valley and by the BLM about Red Rock Canyon. There have been a number of professional documentaries produced about Las Vegas, from which the producers donated to UNLV Libraries Special Collections & Archives the unedited footage and videotaped interviews. These include the PBS American Experience program *Las Vegas: An Unconventional History*, Amy William's *Strip Teased: Tales from Las Vegas Women*; Bill Mors's *Remembering Las Vegas* and *Accent Las Vegas*; and the interview tapes on which UNLV Professor Lawrence Mullen's book, *Las Vegas: Media and Myth* was based.

These collections will bring to new audiences the unique and significant people and events from the history of Las Vegas captured in the reality of their time and place. When digitized they will become the basis for future documentaries, programs and exhibits in whatever format or application the future may bring.

Provide a concise description of your projects's objectives and timelines. If a preservation project, please include any prior work completed, the specific location on the building that will be affected and what materials will be used in the rehabilitation work. For example, "Wood siding will be glued to repair or replace deteriorated original wood siding on the front façade." Reference the site plans and elevations. Also, include what specific project elements Centennial funds will support.

The main objective of the proposed grant project is to digitize over 500 unique audiovisual assets which contain important content on the history of Las Vegas. After digitization, UNLV Special Collections and Archives will make the material available to researchers and preserve the digital files for the long term. The project will take eleven months and Centennial funds will support professional vendor services and one project manager.

Include a listing of project partners, if relevant. List other funding sources, committed and applied for as part of project budget.

We do not have any other funding sources.

Describe how the funds will be used.

UNLV Special Collections and Archives (SCA) is the first stop for many researchers looking for historical materials on Las Vegas history. Visual materials are particularly desirable for researchers; and while photographs and printed material can be provided easily, this is not the case with audiovisual materials.This grant is designed to help meet our researchers halfway by

providing the first step in accessibility, by digitizing the a selection of at-risk and currently inaccessible audiovisual materials that are part of the archival collections at UNLV Libraries Special Collections and Archives. Targeted collections for digitization contain rare recordings documenting notable figures and institutions in Las Vegas history from the early 1920s through the mid 2000s. The proposed project would involve migrating unique audio and video recordings currently stored on unstable and increasingly obsolete storage to a digital format for long term preservation and use. After digitization of these historically important assets are completed, historians and the general public will be able to use the materials to further research on the history of Las Vegas. In recent years, several high-profile documentary films have been produced about Las Vegas, bringing attention and visibility to Nevada's unique history. Often, film budgets do not include funds for digitization. With this grant, SCA would be much better positioned to meet the growing demand for digital audio and video required by documentarians.

In late 2018 SCA undertook a five month survey to evaluate the status of all audiovisual materials found in our manuscript, photograph, and media collections. Over 11,000 individual items were assessed, and from those we have targeted the most rare, historically important, and in demand collections for digitization. These include over 500 moving image and audio recordings on local casino gaming and entertainment history, interviews with people significant to the evolution of Las Vegas, and visual documentation of important sites and events. SCA is committed to proper stewardship of the resulting digital assets, and ensuring that they are available for wide use by the community. Currently the contents are stored on media which has no easy means of accessibility, such as 8mm and 16mm film, and Betacam and VHS tapes. SCA has no means to play the recordings, and even if we obtained the proper players, each use of these unstable formats deteriorates the quality of the film and recordings. The audio and visual recordings are extremely unique, and high-quality digitization is necessary to ensuring their survival. The best option for long-term preservation and access is to work with an established vendor that we already have a successful, working relationship with, and who will properly migrate the recordings according to best practices and international standards.

UNLV Libraries SCA has already built expertise in the areas of digitization and digital preservation. Since 2014 we have worked with a nationally renowned digitization vendor of archival audio and video media. George Blood has already digitized 3,300 unique assets for us, including oral history recordings stored on audio cassettes and reel to reel tape. However, reformatting content to a digital file is only the first step in ensuring the asset remains preserved and accessible. Without associated metadata to make the materials findable on the web, the content is hidden to potential users. Through grant funding, staff will ensure that all materials are described to national standard, are findable on the web, and that the health and stability of the files is monitored over time. This includes creating and enhancing embedded metadata that travels with the file, even in migrations to other software and digital asset management platforms. Also necessary is expertise in migrating to new file formats as older versions become obsolete, storing files in a sustainable environment, and performing integrity checks on a consistent basis to confirm files remain authentic and unchanged over time. Use of all these

methods by a digital archives specialist helps guarantee that the file will play and look the same whether it is next year, or in one hundred years.

As part of this project, UNLV Libraries SCA is applying for funding that will focus on two major areas surrounding digitization and digital preservation of audiovisual archival recordings.

1) SCA will contract with a reputable vendor to perform digitization of the selected audiovisual materials.
2) Under supervision of the Technical Services Librarian, SCA will hire an eleven month Digital Preservation Assistant position to perform the following:
    a) Prepare materials for digitization and work with vendor performing digitization

    In consultation with Technical Services staff, project hire will create and maintain digitization documentation and workflows to ensure that the project is completed on schedule. Project hire will determine plan for physically labeling each item with a unique filename so media and resulting digital assets can be properly tracked through their lifecycle. Project hire will physically prepare the materials for digitization, create a detailed inventory with descriptive metadata and notes on conservation issues, and coordinate shipments with the vendor. Once the vendor begins digitization project hire will maintain communication to address unforeseen issues, and coordinate return shipment. Recordings will be digitized in high quality, non-proprietary formats to encourage long-term sustainability and use.

    (b) Perform quality control and enact actions for long-term preservation and use

    Once digital files are returned from the vendor, project hire with check that digitization has been performed according to specifications and best practices, files are complete (including access copies for the public), and embedded metadata (provided in the inventory) has been added to the digital files. Project hire will enhance metadata as necessary, and update internal administrative records. Project hire will also consult reports from vendor that account for material with conservation issues, and in rare cases where digitization was unsuccessful, and propose alternate solutions. Project hire will ingest digital assets into a secure storage server space, and perform digital preservation actions to ensure long term access and use.

From here, staff will take over long-term file management and preservation which will include making sure the files and associated data are stable and usable in their storage environment. Staff will also take steps to enhance the discoverability of these valuable collections by creating or updating multiple points of access including online records and library catalog entries. To promote the newly digitized audio and video recordings, staff will announce the availability of the content in multiple public platforms including the Libraries and SCA web sites, and social media and blog postings. Attribution for funding from the Las Vegas Commission will be highlighted in these announcements. SCA will propose ideas for use of the materials in UNLV instruction sessions and partner with local cultural heritage institutions and educators to bring these primary source materials to a wider audience.

Provide a brief statement of your organization's history and activities. Include your experience successfully managing grants and preservation projects. Include information on any grants previously applied for from the Centennial Commission (amount of funding received; project title; date).

Experience: UNLV Special Collections and Archives has over ten year's experience managing national, statewide, and local grants. Currently we are the lead organization on the National Digital Newspaper Program, a national project funded by the Library of Congress and the National Endowment of the Humanities. We have been awarded three consecutive rounds (2014- present) of funding in this program totalling $730,000. Most recently, UNLV Special Collections also managed two Centennial grants, *Early Las Vegas Newspapers* ($49,000) and *Online Access for the City of Las Vegas Commission Minutes (1911-1960) and Ordinances (1911-1958)*.

Standards-based digital preservation. Multiple staff in Special Collections ensure that digital assets, both reformatted and those that are delivered in digital form ("or born-digital"), are preserved and made accessible. UNLV Special Collections has worked with several reputable digitization vendors on projects over the past ten years and has developed efficient workflows and communication strategies to ensure deliverables meet quality standards and that project timelines are met. Staff in Special Collections Technical Services and Digital Collections work together in following professional archival and digital preservation standards to manage all files and related assets (such as technical, administrative, and preservation metadata). For prioritized collections, staff describe collection materials using metadata standards for archival description (Encoded Archival Description or EAD) and online delivery (Dublin Core Metadata Initiative or DCMI), respectively. Multiple library repository systems, backed up regularly, are used to store metadata and digital assets. These well-established workflows ensure that collections are stewarded carefully over the long term and made widely accessible to the public. In 2018, UNLV Libraries established and posted an internal digital preservation policy reinforcing organizational commitment to long-term preservation.

Mission-driven activity. This project is aligned with the mission and strategic plans of UNLV, the University Libraries, and Special Collections. University Libraries' and Special Collections' mission and strategic plans emphasize how we foster "the intellectual, cultural, and economic development of the region with collections and services that advance knowledge and scholarship about the region." This project allows us to conduct mission-critical audio/visual collection reformatting and connect the new resources with ongoing community engagement opportunities and goals.

List key project personnel, including consultants, and briefly describe their responsibilities and qualifications.

Cory Lampert is the Head of Digital Collections at the University of Nevada, Las Vegas. She is responsible for strategic planning and management of the Libraries' digital initiatives. Ms. Lampert has focused her service activities on building collaborative partnerships through

professional organizations and outreach. She has ten years of experience writing grants and managing externally-funded projects and is currently co-Pi on the *National Digital Newspaper Project* and the Library Services and Technology Act (LSTA) funded project, "*Building the Pipelines: Large-Scale Digitization Models for Nevada Cultural Heritage*". Her research interests include linked open data for digital libraries and strategic planning for digital collections. She has received the UNLV Libraries Outstanding Scholarship Award (2008), the UNLV Libraries Outstanding Service Award (2011) and the college's top award, the UNLV Libraries McPhee Librarian of the Year Award (2013) . She received a B.A. in Liberal Arts from Sarah Lawrence College in 1995 and a MLIS from the University of Wisconsin-Milwaukee in 2005.

Karla Irwin is a Technical Services Librarian at UNLV Special Collections and Archives. Before coming to UNLV she worked on a reformatting project at Hagley Museum and Library in Wilmington, Delaware to digitize over 200 oral history open reel tapes from the 1950s and 1960s. This experience led to being tasked with overseeing audiovisual initiatives in Technical Services at UNLV. She worked closely with the Digital Collections Department to outsource oral history audiocassettes for digitization, and upon completion enhanced metadata for the files, created online description to increase discoverability, and took steps to ensure the files would be preserved far into the future. In 2018, she also supervised the audiovisual survey of collection materials which directly led to demonstrating the need for preservation of these unique assets and the request for grant funding for digitization. Karla also has extensive experience with digital preservation as she is responsible for all policies and procedures related to born-digital collection material. She received her B.S. from the University of Delaware in 1996 and a MLIS from Drexel University in 2012.

Describe the key activities and associated timeline for your plan.

The key activities of the project include:

- Hiring grant-funded staff
- Preparing materials for digitization vendor
- Receiving deliverables and performing QC
- Enhancing metadata and preparing materials for public access/use
- Promoting newly available materials to community

If the project is to be phased, please describe each phase.

The project will take eleven months and the following activities will be completed in the following phases:

Month 1:

- Hire contract position
- Coordinate vendor contract including specifications and costs
- Work with UNLV Purchasing Department to execute purchase order

- Create internal project documentation

Months 2-6:

- Pull audiovisual media from SCA storage locations and prepare for shipment
- Label and securely package materials for vendor
- Create digital inventory for vendor and any other necessary paper copies
- Ship originals materials to vendor for digitization and metadata creation

Months 5-7:

- Maintain open communication and troubleshoot with vendor as digitization occurs
- Prepare workflow and storage environment for incoming digital assets
- Receive deliverables from vendor
- Return originals to their storage locations in SCA
- Conduct quality control of digital assets and associated metadata
- Enhance provisional metadata sent to vendor with more detail in preparation for patron use
- Coordinate with Public Services to formulate potential ideas for use newly digitized materials in classroom instruction

Months 8-10:

- Receive deliverables from vendor
- Return originals to their storage locations in SCA
- Conduct quality control of digital assets and associated metadata
- Enhance provisional metadata sent to vendor with more detail in preparation for patron use
- Ingest deliverables into local storage system and perform digital preservation actions for sustainability
- Update internal documentation and external records

Month 11:

- Coordinate with Public Services and UNLV Communications on promotion of project for all Nevada stakeholders, crediting the Commission for the Las Vegas Centennial for funding support

If applicable, please provide any known project limitations that may affect the project timeline or success (i.e. asbestos; drainage; physical and structural concerns). Include plans for continued project funding and/or maintenance and provide a statement regarding the project's potential for long-term sustainability and successes.

Not applicable.

If applicable, please provide sustainability plans for financing the operation and/or maintenance of the project at the conclusion of the grant. Describe the final product resulting from your project. Please provide examples of any collateral material produced by your project.

The final result of the project will be the completion of digital preservation activities, format migration, and preparation for public access of the materials listed in [Appendix X]. UNLV University Libraries has an active digital preservation program and is committed to preserving and sustaining long-term accessibility for digital assets of enduring value. This includes providing standards-based digital preservation which ensures the long-term authenticity, reliability, usability, and integrity of these unique digital assets.

Additional note:

UNLV Libraries has completed some preliminary review of the copyright status for each item during our audiovisual survey. Research of copyright can be incredibly time consuming. As time allows we are committed to making judgements regarding the copyright status of items selected for digitization so that access may be as broad as copyright allows.

--End Part II--

Part III: Budget worksheet….

Part IV: Additional required documents...

Lampert- Centennial - AV Preservation

	Year 1 7/1/19 - 6/30/20
A. SENIOR PERSONNEL	
Digital Preservation Specialist, 11 months LOB	50,000
	-
	-
	-
TOTAL SENIOR PERSONNEL	**50,000**
B. OTHER PERSONNEL	
1. Post Doctoral Associates	-
2. Other Professionals	-
3. Graduate Students	-
4. Undergraduate Students	-
5. Other	-
Total Other Personnel	-
TOTAL SALARIES & WAGES (A + B)	**50,000**
C. FRINGE BENEFITS	
Digital Preservation Specialist, 11 months LOB	8,625
	-
Post Doctoral Associates (9 or 12 month)	-
Other Professionals	-
Graduate & Undergraduate Students	-
Total Fringe	**8,625**
TOTAL SALARIES, WAGES, & FRINGE BENEFITS (A+B+C)	**58,625**
D. EQUIPMENT	
	-
TOTAL EQUIPMENT	-
E. TRAVEL	
1. Domestic	-
2. Foreign	-
TOTAL TRAVEL	-
F. PARTICIPANT SUPPORT COSTS	
1. Stipends	-
2. Travel	-
3. Subsistence	-
4. Other	-
No. Participants ( ) **TOTAL PARTICIP. COST**	-
G. OTHER DIRECT COSTS	
1. Materials & Supplies	-
2. Publication Costs/Documentation/Dissemination	-
3. Consultant Services	-
4. Services	-
Digitization	43,986
5. Subawards	-
6. Other -	
Tuition (no F&A)	-
	-
TOTAL OTHER DIRECT COSTS	**43,986**
H. TOTAL DIRECT COSTS (A THROUGH G)	**102,611**
I. INDIRECT COSTS	
F&A Calculation:	-
TOTAL INDIRECT COSTS (F&A)	-
J. TOTAL DIRECT AND F&A COSTS (H + I)	**102,611**

DIRECT COSTS	**102,611**
Indirect %	**0%**

Lampert Centennial Cost Share

	Year 1 7/1/19 - 6/30/20
A. SENIOR PERSONNEL	
Karla Irwin (15%), Project Mgr.	10,551
Cory Lampert (1%), Co-PI	1,062
	-
	-
	-
TOTAL SENIOR PERSONNEL	**11,612**
B. OTHER PERSONNEL	-
1. Post Doctoral Associates	-
2. Other Professionals	-
3. Graduate Students	-
4. Undergraduate Students	
5. Other	-
Total Other Personnel	-
TOTAL SALARIES & WAGES (A + B)	**11,612**
C. FRINGE BENEFITS	
Karla Irwin (15%), Project Mgr.	3,123
Cory Lampert (1%), Co-PI	314
Post Doctoral Associates (9 or 12 month)	-
Other Professionals	-
Graduate & Undergraduate Students	-
Total Fringe	**3,437**
TOTAL SALARIES, WAGES, & FRINGE BENEFITS (A+B+C)	**15,050**
D. EQUIPMENT	-
	-
Post Doctoral Associates (9 or 12 month)	-
E. TRAVEL	-
1. Domestic	-
2. Foreign	-
TOTAL TRAVEL	
F. PARTICIPANT SUPPORT COSTS	-
1. Stipends	-
2. Travel	
3. Subsistence	-
4. Other	-
E. TRAVEL	
G. OTHER DIRECT COSTS	-
1. Materials & Supplies	-
	-
	-
	-
	-
2. Publication Costs/Documentation/Dissemination	-
3. Consultant Services	-
4. Services	
	-
	-
	-
5. Subawards	-
6. Other -	-
Tuition (no F&A)	-
	-
	-
TOTAL OTHER DIRECT COSTS	-
H. TOTAL DIRECT COSTS (A THROUGH G)	**15,050**
I. INDIRECT COSTS	-
F&A Calculation:	-
J. TOTAL DIRECT AND F&A COSTS (H + I)	-
	-

DIRECT COSTS	**15,050**
Indirect %	**0%**

The rates that are included in the request for approval are as follows:

	Final
Faculty/Professional	29.60%
Classified	44.87%
Letter of Appointment	17.25%
Medical resident	20.45%
Graduate Assistant	8.29%
Non-retirement earnings (faculty & classified)	2.73%
Student & other hourly	4.12%

George Blood
Audio / Video / Film / Data

Audio, Video, and Film Digitization and Preservation Proposal prepared for—

Cory Lampert
Professor and Head, Digital Collections

University of Nevada, Las Vegas
University Libraries
(702) 895-2209
cory.lampert@unlv.edu

Proposal # 2019098
6/14/2019 – Revised quantities

We also migrate:
- *Computer Media*

A Division of George Blood, L.P.

Experience

George Blood, L.P. is a leading provider of audio and moving image preservation digitization, and migration of legacy computer data carriers. At our studios in Fort Washington, PA, we receive archival recordings from around the country. For more than thirty years we have provided audio recording services, new recordings, climate-controlled storage, and digitization to such institutions as the Library of Congress, The Philadelphia Orchestra, the Boston Symphony, the Boston Public Library, the Museum of Jewish Heritage, the Curtis Institute of Music, the Church of Latter-day Saints, the University of California at Santa Barbara, MoMA, Guggenheim, Dallas Museums of Art, and Columbia University Libraries.

Quality and Care

George Blood, L.P. recovers, digitizes, and transcodes most historic, obsolete, and damaged media, including virtually all analog formats, as well as early and current digital formats – from 2" quadruplex video and cylinders to born-digital formats. Our on-site storage facility provides climate-controlled storage for collections, whether for long-term care or for the duration of a digitization project.

George Blood, L.P. is committed to preserving mankind's media heritage with a devoted and well-trained staff. With years of experience, we are known for our expertise in handling and digitizing unique collections, including oral histories, musical performances, and broadcast archives.

We work in partnership with **LYRASIS**, which allows us to package additional services such as preservation digitization of documents, cataloging, transcript scanning and re-keying, digital archiving, consulting and other services.

George Blood, L.P. expects zero returns and zero rework of our delivered files.

How Do You Measure Quality Control?
- A/V files delivered in 2018: Nearly 330,000
- Requests for review: 527
- Re-digitized tapes: 52
- Checksum failures: 2

How Do We Assure Quality?
- Full-time, permanent staff, with paid benefits
- Staff with years of professional experience, including 45 Grammy nominations
- Four staff with information sciences graduate degrees
- Four A/V maintenance technicians on staff
- 10% of staff is dedicated to QC as their #1 responsibility
- 10% of revenue spent on maintenance and repairs
- Hundreds of legacy machines, thousands of parts

How Can You Be Sure?
- Contact our Past Performance references

© 2019 George Blood, L.P.
Confidential Proposal prepared for University of Nevada, Las Vegas, 10 June 2019, RFP 2019-38

Background

The **University of Nevada, Las Vegas** (the "Libraries") holds audiovisual media across several collections.

The Libraries seeks a vendor to digitize these recordings and provide Preservation Master files, Web-accessible copies, and preservation metadata.

George Blood, L.P. proposes to perform this work. The inquiry is preliminary, subject to receiving grant funding, and may change in scope and quantity.

Source Media

Specifications taken into consideration:

Media	Quantity	Duration (minutes)
¼" Audio Tape	28	60
Audio Cassettes	295	120
LPs	1	40
Lacquers	28	10
35 & 16mm Film	94	30
8mm Film	2	15
VHS	70	60
Betas	58	60
Umatic	9	60
1" Type C	3	60

Hard Drive Organization

Folder Nest:

- Tape or Content Identifier *folder*
  - Preservation Master *folder*
    - Tape or Content Identifier.wav/mov
    - Tape or Content Identifier.wav/mov.md5
  - Web copy *folder*
    - Tape or Content Identifier.mp3/4
    - Tape or Content Identifier.mp3/4.md5

**File Delivery may be made via FTP or DropBox for a $25.00 set-up fee*

Reports (included at no additional cost):

- Item-level condition and processing reports
- Export to Excel of entire collection of basic metadata
- Our fee includes item-level Quality Control of each file including 100% verification of metadata, JHOVE validation of file, and listening to portion of the file; all tasks performed on a computer different than where preservation is performed

© 2019 George Blood, L.P.
Confidential Proposal prepared for University of Nevada, Las Vegas, [illegible]

Additional Considerations

Starting Condition:

- Timeline: begin TBD, complete by TBD, or within TBD days of arrival
- Pricing assumes materials will arrive in no more than one batch
- The Libraries shall deliver an electronic item-level inventory in a form suitable for confirming inventory, for embedding metadata and any required labeling. Media shall appear in the boxes in the order they appear in the inventory.
  Transformation of, or discrepancies in, the inventory or organization in the packing boxes exceeding 3% of media shall incur a $125 labor charge to correct, billed in quarter hour increments with a 1-hour minimum. Excessive or inappropriate packing, such as individually wrapping each media or using Styrofoam peanuts, will incur an excess handling fee at the same rates.
- Recordings are in at least fair condition. The quoted price includes setting azimuth, level and equalization for EACH tape, inspecting, minor repairs, prep and leadering film; and the baking of any tape requiring baking and an additional allowance for conservation treatments typical of these media. This allowance is equal to 5% of the collection. If objects require treatment, and when the treatment would exceed 5%, the Libraries will be consulted regarding recommendations prior to treatment or incurring costs and treatment will be charged for at the hourly rate[1]
- Other conservation services include - cleaning, splice repair, mixed track formats, speed variation (both mixed speeds on the same reel, and slowing or speeding up), or other intervention conservation necessary to restore playability of the media

Philosophy of Preservation:

- Each media (or "face") will be transferred on a 1:1 basis
- The scope of the project is to create digital surrogates that match the original sources as they currently exist. The project does not include enhancement or restoration, such as speed and level correction, or re-equalization
- Each video face will be transferred to the end of RF plus up to 60 seconds
- Each audio face will be transferred to the end of audible sound plus up to 60 seconds
- Films captured "fat", with a short length of leader at the beginning and end
- Films will be color corrected using one light practice (one setting per reel)
- A medium, or set of media, will constitute a single "intellectual unit"
- Extracting multiple intellectual units from a given face into separate files, sources with mixed frame rates and/or aspect ratios will be charged the hourly rate

Delivery and Review:

- Shipping in rotation: deliverables first, then originals
- Shipments to and from the Libraries via UPS or FedEx Ground
- The Libraries shall approve Deliverables within 30 days
  Approval and Payment terms are independent
  Any review of originals or files for issues previously noted in the Condition Assessment Report, or typical of characteristics of legacy audiovisual formats, will be charged for at the hourly rate whether or not the 5% allowance has been met

If payment has been received, Libraries originals will be returned 60 days after Deliverables. If originals are to be held longer than this period, additional charges will be incurred

[1] At GBLP we accept that these are old and obsolete media. As such a certain amount of "dealing with" is in the nature of the work. Our pricing includes for up to 5% of media to require physical conservation treatment. When more than 5% of the collection requires this, you'll be contacted before the quoted price would be exceeded.

© 2019 George Blood, L.P.
Confidential Proposal prepared for University of Nevada, Las Vegas, 11 March 2020 | File 20200308

Deliverables

Preservation Masters (moving image):

- 10-bit uncompressed, 720x486 4:2:2, v210 codec in .mov wrapper
- Mono or stereo sound, according to original, films may be silent
- Color or Black & White picture, according to original
- File names provided by the Libraries
- Delivery on HDD, exFAT formatted, USB 2.0 compatible interface
- MD5 checksums delivered in sidecar files

Access Copies (none requested):

- DVD-Video format (plays in normal DVD player)

Web-accessible Files:

- MPEG-4 AVC/H.264, 640x480, 3.0 Mbps, VBR
- Same as bullets 2-6 under Preservation Masters above
- If timecode is present on an audio channel, in the Preservation Master it will be retained and in the derivatives it will be replaced with the program in the other channel
- If audio is present on only one audio channel of a video tape or film, the Preservation Master will retain the characteristics of the original, and in the derivatives the silent channel will be replaced with the program in the other channel
  ** This higher resolution streamable copy is sufficient for most applications, including Web access, local display, excerpting, news footage, Libraries communications and general-purpose documentary uses*

Preservation Masters (audio):

- Broadcast WAV file format with pulse code modulation (PCM) encoding
- 96kHz/24bit resolution
- Metadata sourced from client-completed worksheet, embedded in bext chunk
  **bext text strings exceeding 256 characters will be truncated*
- Mono or stereo according to original
- File names and directory structure provided by the Libraries
- Delivery on HDD, exFAT formatted, USB 2.0 compatible interface
- MD5 checksums delivered in sidecar files

Access Copies (none requested):

- Compact Disc Digital Audio (CD-DA) format (plays in normal CD player)

Web-accessible Files:

- MPEG-1 Audio Layer 3 (MP3) 44.1kHz/192kbps stereo, 96kbps mono, VBR
- Embed ID3 metadata from client-completed worksheet, version id3v2 0.1.11
- Same as bullets 4-7 under Preservation Masters above

© 2019 George Blood, L.P.
Confidential Proposal prepared for Dmitri Ivy of Nevada, Las Vegas, 10 June 2019, rev 2019.08

i. Price Estimate

Pricing is organized into four parts: A) Project Set-up, B) Capture, C) Output and D) Additional Services (metadata, customization, Web-accessible derivatives, enhancement, etc.). All pricing is based on the information provided by the Libraries, or assumptions spelled out here and in "Project Description" on page 3. You will be billed for the *actual* durations of the recordings, the *actual* number of media used, and the *actual* count of delivered files.

A. Project Set-up	• Includes initial set-up & management of Pilot Project:	~~$250.00~~ *waived*
B. Capture	• Digitize 28 ¼" audio tapes, as described on Pg. 3	$ 1,400.00
	• Digitize 295 audio cassettes, as described on Pg. 3	8,850.00
	• Digitize 1 LP, as described on Pg. 3	50.00
	• Digitize 28 Lacquers, as described on Pg. 3	1,120.00
	• Inspect, prep, and digitize 16mm films, as described on Pg. 3	23,500.00
	• Inspect, prep, and digitize 8mm films, as described on Pg. 3	200.00
	• Digitize 70 VHS, as described on Pg. 3	3,500.00
	• Digitize 58 Betas, as described on Pg. 3	2,320.00
	• Digitize 9 Umatics, as described on Pg. 3	450.00
	• Digitize 3 1" Type C, as described on Pg. 3	150.00
C. Output	• HDD for Preservation Master and Web files (allow 3x 8TB HDDs) *(May be returned for credit once files are approved and transferred to Libraries storage)*	600.00
D. Additional Services	• Conversion to MP3 & MP4 web-accessible files	*included*
	• Embed metadata to audio files	*included*
	• Standard metadata export	*included*
	• Conservation Treatment (includes 40 items)	*included*
	• Re-housing to archival cans/cores (allow 96 sets)	1,152.00
	TOTAL AS DISCUSSED:	**$ 43,292.00**[2]

The quoted price is based on assumptions regarding quantity, duration and condition. These factors cannot be determined with certainty until the requested work is complete. We will track the work in progress against the budget. However, processing workflow and timelines make tracking small amounts difficult. Unless another limitation is given, a project will be considered within budget if the final price is +/- 10% or $500 of the estimated cost, whichever is greater.

[2] This price does not include shipping or handling. Shipping via UPS (actual charge) and handling charges ($25 per box) will appear on invoices. There is a 4% surcharge for credit card payments over $500.00

E. Unit Costs

Unit Pricing

• Audio Cassettes, ea.	$ 30.00	
• Lacquers & Betas, ea.	40.00	
• ¼" Audio Tapes, LPs, VHS & Umatics, ea.	50.00	
• 16mm Film, ea.	250.00	
• 8mm Film, ea.	100.00	
• Did Not Capture (blank or other)	10.00	
• Time & Materials (per hour)		$ 125.00

Additional Services

• Conversion to web-accessible file (per file)	*included*
• Embed metadata in file headers (per file)	*included*
• Custom metadata export to your specifications (per hour)	125.00
• Conservation Treatment (per hour)	125.00
• Delivery of files via FTP or DropBox	25.00
• HDD for file delivery (up to 8TB)	200.00
• Deliver on CD-DA 20.00[3]	
• Deliver on DVD	25.00
• Transcription Services, estimate 4 times object duration (per hour)	35.00
• Archival cans/cores	12.00

[3] CD-DAs hold only 80 minutes. If any program is longer than 80 minutes, two (or more) CD-Rs will be required.

Graphics:
For any media requiring graphics (such as CD-Rs) you will receive a sample version for discussion, and a finished version based on the labeling information you provide for review. See "GBAVF Pilot Project 10-Step" for more details. Thereafter, work on graphics will be invoiced at $125.00 per hour. *Track-specific graphics NOT included in this pricing.*

A Worksheet is included with this submission showing the format for submitting information for labeling and metadata (as appropriate).

Exclusions:
• Research such as to resolve discrepancies between labeling and contents (any such discrepancies will be forwarded to your institution for advice before continuing).
• Additional documentation, research, graphics work-up and layout are not included.
• Archival storage beyond the period of this project is not included. Storage beyond the conclusion of the projects is $0.25 per item per month.
• *Shipping is not included in the quoted price.*

Insurance and Terms:
Client agrees that George Blood, L.P. assumes and has no liability for any loss or injury to the deposited Media other than loss or injury resulting from failure to exercise reasonable care. George Blood, L.P. shall not be liable for loss or damage caused by Acts of God, seizure, or other acts of civil or military authority, insurrections, riot, strike, or enemies of the government. George Blood, L.P. shall not be liable for the loss or damage resulting from inadequate packaging, nor from ordinary wear and tear, or the passage of time, or the deterioration, fading, or change in composition of the materials deposited. In no event shall George Blood, L.P. be responsible for direct or consequential damage due to failure to make delivery, nor from improper delivery to the wrong person or to the wrong place, nor at a time after which delivery was requested.

IT IS AGREED, IN ANY EVENT, THAT GEORGE BLOOD, L.P.'S LIABILITY FROM ANY CAUSE WHATSOEVER SHALL NOT EXCEED FIVE DOLLARS ($5.00) PER ITEM OF MEDIA.

In no event shall any liability or responsibility of George Blood, L.P., which may arise in any circumstances whatsoever, exceed the price paid by you to George Blood, L.P. under this agreement. IN NO EVENT SHALL GEORGE BLOOD, L.P. BE LIABLE TO ANYONE FOR ANY SPECIAL, PUNITIVE, INDIRECT, INCIDENTAL OR CONSEQUENTIAL DAMAGES.

George Blood, L.P. makes no warranties as to condition, design, fitness for a particular purpose, merchantability, or any other matter whatsoever. All implied warranties as to condition, design, fitness for a particular purpose, merchantability, or any other matter whatsoever are hereby disclaimed by George Blood, L.P. and excluded terms.

• The estimated schedule for completion included in this proposal is for the processing of this work and begins upon receipt of materials to be converted (including original recordings and the required documentation) at the site of George Blood, L.P. If changes to the specifications included herein are received after receipt of the material to be converted, delays to the project completion date may occur as a result.
• Work in progress will be invoiced at the end of each calendar month for completed items shipped that month. Payment is due net 30 calendar days. Invoices over 30 days subject to 1% per month surcharge.
• Payment may only be withheld on those items in dispute, not the complete invoice.
• All work may stop when an invoice is past due.

• All media will be shipped with a packing list. You will verify the content of shipment against packing list and provide written confirmation within 48 hours of arrival at your location. If confirmation is not received within 48 hours, all materials are assumed to have arrived.
X *Please initial here to confirm acceptance of this Term:*_____

• All files and media are considered approved after 30 calendar days from shipping date. Any rework requested thereafter will be billable.
X *Please initial here to confirm acceptance of this Term:*_____

• All files will be backed up on George Blood, L.P.'s storage area network (SAN) for 30 calendar days from approval date. At that time, they will be removed from the SAN and loaded to digital linear tape. The files will be held on the tape for 30 calendar days and then deleted. Files retained after this period will be charged $1.00 per GB per month.
X *Please initial here to confirm acceptance of this Term:*_____

• George Blood, L.P./George Blood Audio/George Blood Video/Safe Sound Archive represents that it is not the owner of the material to be converted and that it is not responsible for any potential or real copyright infringement as a result. Adherence to copyright law is the responsibility of the holder or owner of the material. You will indemnify, defend and hold harmless George Blood, L.P. from and against all liabilities and expenses, including attorney's fees, resulting from any claim of copyright infringement with respect to the material to be converted.
X *Please initial here to confirm acceptance of this Term:*_____

• Receipt of originals at our location constitutes acceptance of terms and pricing. Initial specific items above and return this form via FAX or U.S. Mail.

• Originals will be returned when final payment has been received.

• You (i) consent to the exclusive jurisdiction of the courts of Pennsylvania and the United States District Court for the Eastern District of Pennsylvania in connection with any dispute between us, (ii) waive the right to jury trial and (iii) consent to service of process by certified or registered mail, return receipt requested, mailed to your address stated herein. Nothing in this agreement is intended to confer upon any person or entity, other than you and us, any rights.

Accepted by: _____

Title: _____ *Date:* _____

© 2019 George Blood, L.P.

iv. References

Respectfully Submitted,



george.blood@georgeblood.com

George Blood, L.P.
502 West Office Center Drive
Fort Washington, PA 19034

(215) 248-2100

www.georgeblood.com

—preserving the sound, motion, and files of history

© 2019 George Blood, L.P.
Confidential Proposal prepared for University of Nevada, Las Vegas, [illegible]

iv. References

Library of Congress
American Folklife Center
Mike Fitzella, IT Specialist
(202) 707-1580
mfit@loc.gov

Digitize many collections, especially field recordings, 1,000s of 78s, reels, including many Alan Lomax collections; 1000s of DVDs, miniDV, VHS to JPEG2000/MXF and on-line proxies

Columbia University
Jonah C. Volk
Digitization & Preservation
Project Manager
(212) 854-9084
jcv135@columbia.edu

Multiple projects: Reformat from analog reel-to-reel tapes, cassettes and discs to 96/24 on HDD for Preservation; extensive custom METS; video in JPEG2000/MXF with METS, film in 2K, FFV1

Curtis Institute of Music
Michelle Oswell, Director of
Music Library Information Resources
(215) 717-3121

Storage for their recital archives
Reformat recital archives to digital, ongoing conversion of 6,000 hours of analog recordings

Boston Symphony
Bridget Carr, Archivist
(617) 638-9434
bcarr@bso.org

Reformat from analog reel-to-reel tapes to 96/24 on HDD, CD-DA for Access, custom graphics; quad video to 10-bit uncompressed, DVD-Video and H.264

University of Houston
Emily Vinson
Audiovisual Archivist
(717) 743-7696
evinson@uh.edu

Multiple projects digitizing audio and video to multiple formats, extensive metadata, as well as rehousing to archival storage

Church of Latter-day Saints
Andrew Thomas
Preservation Division
Church History Department
(801) 240-6845
ThomasAM@ldschurch.org

Multi-year conversion from 16" acetates to CD-R, 30 years of conference recordings, baseline error correction testing; Quad and rare ½" video to JPEG2000/MXF; Audograph, IBM Magnabelts

UC Santa Barbara
David Seubert,
Curator of Performing Arts
(805) 893-5444
seubert@library.ucsb.edu

Reformat 700 reels of conference proceedings and other materials

Tulane University,
Hogan Jazz Archive
Lynn Abbott, Curator
(504) 865-5688
labbott1@tulane.edu

Digitized 1,368 oral history interviews with persons integral to the development of jazz music in the United States; many other music and spoken word collections

© 2019 George Blood, L.P.
Confidential Proposal prepared for University of Nevada, Las Vegas, 11-20-2019 RFP 3048

iv. References

Dallas Museum of Art
Jenny Stone, Cataloger
(214) 922-1307
JStone@DallasMuseumofArt.org

Reformat a variety of analog and digital video recordings, including U-matic, Betacam, Hi8, VHS, DV, and MiniDV, as well as analog and digital audio recordings, including audiocassette and DAT

Oregon Shakespeare Festival
Maria DeWeerdt, Lead Archivist
(541) 482-2111 x243
mariad@osfashland.org

Digitize performance archive from audio video and film to digital files, CD/DVD Access Copies and MP3/H.264 web files; delivered on HDD and LTO

Oberlin College
Ken Grossi, College Archivist
(440) 775-8014
ken.grossi@oberlin.edu
http://www.oberlin.edu/archive/

Multiple digitization projects, reel-to-reel tapes to files gold CD-R Access copies, MP3 webfiles

Archives of American Art, Smithsonian Institution
Jennifer Snyder, Project Archivist
(202) 633-7963
SnyderJ@si.edu

Multiple projects digitizing audio reels and cassettes to multiple formats, extensive metadata, delivery on HDD and CDs; Over 4,000 oral histories processed

The Morgan Library and Museum
Christine Nelson
Curator
cnelson@themorgan.org

Digitize 8mm and16mm films to digital files and, created closed captioned versions of each file, as well as rehouse to archival storage

Texas State Library & Archives Commission
Laura Saegert
Assistant Director for Archives
(512) 463-5500
lsaegert@tsl.state.tx.us

Digitize 26,000 audio cassettes, design packing system, arrange for art shipper to move and return collection, customize data storage

The New York Public Library
Rebecca Holte,
Manager for Preservation Reformatting and Field Services
(212) 920-0623
rebeccaholte@nypl.org

Multiple projects digitizing audio and video to multiple formats, extensive metadata, delivery on HDD and LTO; large Mixed video collections to 10-bit uncompressed, updated to FFV1/MKV; recovery of reels and rehousing

American Archive of Public Broadcasting
Casey E. Davis-Kaufman,
Project Manager
(617) 300-5921
casey_davis-kaufman@wgbh.org

Digitize 9,200 quadruplex, 1" Type C, Umatic, and Betacam video tapes to JPEG2000/MXF and H.264 viewing copies and extensive preservation metadata

© 2015 George Blood, L.P.
Confidential Proposal prepared for University of Nevada, Las Vegas, 11-13-2015 RFP 3018



The MediaPreserve℠
An Audio Visual Laboratory



UNLV

University of Nevada, Las Vegas
Audiovisual Digitization Project

April 16, 2019

April 16, 2019

Cory Lampert
Professor and Head, Digital Collections
University of Nevada, Las Vegas

Dear Cory,

Thank you for considering The MediaPreserve for your reformatting needs of archival audio, film, and video materials held at The University of Nevada, Las Vegas. We are thankful for the opportunity to bid on this project and are confident that we can provide The University of Nevada, Las Vegas with the highest quality digital files for this audio, film, and video collection at the most reasonable cost.

I understand this has the potential for the digitization of approximately 800 original assets comprised of Beta tapes, VHS tapes, ¾" Umatic tapes. 1" video reels, audio cassettes, audio open reels, grooved discs, and films of various gauges. These will become invaluable resources for researchers, scholars, and students once digitized and it is a pleasure to help pursue your preservation efforts.

We have worked with a variety of Universities and institutions on projects like yours. We have worked with many institutions through the California Revealed preservation program. We have also worked with many different departments at the University of Texas at Austin to digitize several hundred video and audio assets. Finally, we have also worked with the Fred Rogers Company to digitize *Mister Roger's Neighborhood*. I have included these full references below.

For this project we can provide high-quality preservation master files, mezzanine master files, and streaming copies. We can also provide any other file type which you may request at no additional cost. The price of digitization also includes basic cleaning and preparation, as well as standard XML metadata. We will deliver all files on client provided hard drives with MD5 checksums. All materials are also fully insured with 10 Million dollars of fine arts insurance from the moment they leave your university until they return.

On the following pages, you will find a project proposal and budget estimate. For your reference, I have also included a description of the services and resources we provide. The packet contains an overview of our migration services and a description of the film, video, and audio workflow. If you have any questions or concerns, I am always available.



Robert Strauss
Vice President

TABLE OF CONTENTS

I. The MediaPreserve Project Proposal & Budget Estimate 3
II. References 5
III. About The MediaPreserve 7
INTRODUCTION 7
PURPOSE 7
TRANSFER FACILITY 9
AUDIO TECHNICAL INFRASTRUCTURE 13
VIDEO TECHNICAL INFRASTRUCTURE 22
FILM TECHNICAL INFRASTRUCTURE 31
METADATA 36
QUALITY CONTROL 39
COMPANY HISTORY 41
KEY PERSONNEL 43
IV. APPENDICES 49
APPENDIX A: STANDARD MOVING IMAGE XML METADATA 49
APPENDIX B: STANDARD AUDIO XML METADATA 53

I. The MediaPreserve Project Proposal & Budget Estimate

University of Nevada, Las Vegas - Digitization Project

Digital Files: The MediaPreserve will provide XML metadata along with the following digital files:

Audio:	Archival Master:	24bit/96kHz Broadcast WAV
	Mezzanine Copy:	16bit/44.1kHz BWF (Optional)
	Streaming copy:	MP3
Video:	Archival Master:	10-bit Uncompressed MOV
	Mezzanine Copy:	DV50 or Apple ProRes (Optional)
	Streaming Copy:	H.264 MPEG4
Film:	Archival Master:	1080P Uncompressed HD MOV
	Mezzanine Copy:	DV50 or Apple ProRes (Optional)
	Streaming Copy:	H.264 MPEG4

Deliverables: The MediaPreserve will provide all deliverable files on a portable hard drive. The hard drive is returnable and is offered gratis, although you may choose to keep the drive for cost.

Shipping & Logistics: Your assets are fully insured with fine arts insurance from the moment they leave your door until the moment they return.

AUDIOVISUAL DIGITIZATION			
Digitization	Assets	Cost Per Asset	Estimated Budget
Audio			
Audiocassettes – 60 minutes or less	296	$19.00	$5,624.00
Open Reel Audio – 60 minutes or less	28	$24.00	$672.00
Grooved Discs	30	$60.00	$1,800.00
Video			
Beta – 60 minutes or less	161	$20.00	$3,220.00
VHS – 60 minutes or less	153	$20.00	$3,060.00
¾" Umatic – 60 minutes or less	20	$20.00	$400.00
1" Video – 60 minutes or less	4	$35.00	$140.00
Film			
35mm – 16-30 minutes	1	$300.00	$300.00
16mm – 16-30 minutes*	101	$300.00	$30,300.00
16mm – 15 minutes or less*	101	$200.00	$20,200.00
8mm – 15 minutes or less	2	$200.00	$400.00
Total Estimated Budget**	796	$35,816.00 - $45,916.00	
Deliverables			
Metadata Creation	Included		
Basic Cleaning and Preparation	Included		
Returnable Hard Drive(s)	Please return within 90 Days of Receipt		
Shipping & Logistics (estimated)	$1,000.00 (FedEx Freight)		

* Runtimes for 16mm film have been estimated for the total amount at both 15 minutes or less, and 16-30 minutes. This is the reason for the range of prices in the total estimated budget.

** All asset costs were based on estimated runtimes. If runtimes prove longer, prices may be adjusted.

II. References

California Revealed
Pamela Jean Vadakan
Associate Director
California State Library
900 N Street
Sacramento, California 95814
916.653.5074
pvadakan@californiarevealed.org

California Revealed partnered with The MediaPreserve for a long-term project to digitize a wide variety of audio, video and film materials from libraries, archives, and museums from across the state of California. The pilot project, completed in 2011, included assets from 19 academic and public institutions. Since then, participation has increased to more than 200 California academic and heritage organizations. The MediaPreserve has digitized thousands of audio, video and films assets for California Revealed, with formats ranging from ¼" audio reels, compact cassettes, ½" EIAJ, 2" Quad video, VHS, U-matic, miniDV, Betacam, and 16mm and 8mm films. California Revealed gathers institution's assets at their central and forwards them to The MediaPreserve in mixed batches. The MediaPreserve coordinates the return of originals to the owning institution.
In consultation with the client, The MediaPreserve creates client-specific metadata in a variety of schema to describe simple one-object-to-one-record assets as well as complex records for material with intellectual content spanning several assets. As with all our clients, we inspect the physical media upon receipt and throughout the workflow. We discuss with California Revealed the best course of action based on MediaPreserve engineer recommendations before extensive cleaning or remediation.

University of Texas at Austin
Brenda Gunn
Associate Director for Research and Collections
Dolph Briscoe Center for American History
1 University Station # D1100
Austin, TX 78712
(512) 495 4405
bgunn@austin.utexas.edu

The MediaPreserve has transferred several 2" open reel video tapes for the Dolph Briscoe Center from the American Civilization Series. Each tape was cleaned and fully monitored during ingest. Files were delivered on portable hard drives with accompanying DVD access copies. The MediaPreserve has also completed projects with other departments of the University of Texas at Austin. The MediaPreserve recently transferred video assets of the artist Kazuo Ishiguro which were held in the Special Collections Department. Similarly, The MediaPreserve is currently digitizing approximately 500 video assets which are part of the Benson Latin American Collection.

The Fred Rogers Company and the Fred Rogers Center

Kevin Morrison
Chief Operating Officer
The Fred Rogers Company
2100 Wharton St
Pittsburgh, PA 15203
morrison@fredrogers.org
412.687.2990

The MediaPreserve, in conjunction with The Fred Rogers Center at St. Vincent's College and The Fred Rogers Company, digitized nearly 1,000 hours of audiovisual content relating to Fred Rogers including more than 650 episodes of Mister Rogers Neighborhood on 1" and 2" tape. In planning the project, The Fred Rogers Company asked that for those episodes where the 1" Master was either damaged or missing, that we digitize the original high-band 2" Quad Broadcast Master. In doing so, The MediaPreserve digitized several hundred original 1" and 2" Quad videotapes. The tapes for this project suffered from numerous problems including sticky shed, oxide degradation, water, moisture and mold damage, as well as degradation of the tape cases themselves. Each tape required numerous cleaning passes prior to playback, both by hand and on modified tape cleaning machines. The MediaPreserve shipped multiple deliverables to The Fred Rogers Company and The Fred Rogers Center including a variety of digital files per tape and Digital Betacam tape copies. The project required careful coordination from our shipping staff, insofar as we received assets from two separate clients and output different deliverables files each client.

III. About The MediaPreserve

INTRODUCTION

The MediaPreserve was established in 2006 with the specific aim of meeting our clients' needs. The combination of a team of professionals with exceptional expertise, a customer-centered approach, and an efficient, cost-effective workflow allows us to provide the highest quality digitization services to all our clients.

The MediaPreserve performs careful and efficient transfers of audiovisual materials of all types. We are committed to creating customized preservation programs based on the needs and infrastructure of each client, and to that end we retain a staff of trained engineers, archivists, librarians and preservation specialists to ensure that all assets are handled according to professional standards and best practices throughout the preservation process.

Our engineers draw on their extensive education, training, and experience in analog audio and video preservation and have worked on numerous cultural, historical and archival collections. They are all active within their engineering community and their respective field's professional organizations.

We designed our workflows based on standards, principles and recommendations from authorities like the Image Permanence Institute (IPI), Audio Engineering Society (AES), Association of Moving Image Archivists (AMIA), and Society of Motion Picture & Television Engineers (SMPTE), among others. Our engineers engage in continuing professional education to ensure that our studios conform to current best practices.

PURPOSE

The MediaPreserve has been in the audiovisual preservation business for eleven years. We have digitized for hundreds of institutions, universities, and museums transferring an array of formats including wire recordings, ¼" open reel, VHS, 2" Quad, 9.5mm to 70mm film and many more. Our work has covered numerous genres, including home movies, propaganda, documentaries, and works of art, as well as news, athletic, scientific, musical and educational programs.

Our senior engineers each have over 30 years in training and experience in audiovisual engineering, preservation and digitization. Pat Shevlin, our Director of Technology Emeritus, brought more than 40 years' experience working in the manufacturing, broadcast, and distribution of video content having worked at AMPEX, Merlin Engineering, Carson Productions, PBS, Time-Warner and Technicolor. He also brought extensive knowledge of the physical carriers of audio and video in cassette and open reel formats, beginning with his work at AMPEX as a member of the development team that developed the first generation and second generation Quad VTRs, VR1100, VR2000 and the VR1200 series. At The MediaPreserve he provided clients with the security of knowing that their collections were in expert hands. His unique skill-set ensured that even the most difficult legacy formats could be safely transferred to high-quality digital files.

The studios at The MediaPreserve are designed and configured after the studios at the Packard Campus of the National Audio-Visual Conservation Center. Mr. Shevlin and Heath Condiotte, Head of Audio Engineering, used their expertise to design The MediaPreserve's transfer studios. Their systems offer the flexibility to digitize fragile media or to perform high-capacity parallel ingest of robust materials. All studios are acoustically treated to the level of Noise Criterion 15 for air conditioning or heating noise and Sound Transmission Class 60-65 for wall, ceiling and door isolation between studio rooms.

We have the capacity to work with legacy and fragile formats, as well as stable or mass-marketed media. To accommodate the full range of possible media, we have developed two types of studio: multiple ingest studios for cassette-based media and specialized studios for fragile or difficult legacy formats.

Each studio has been professionally designed to offer the best possible setting for the various preservation activities required for each format. As The MediaPreserve expanded, the need to create a cost-effective solution for transferring large amounts of rapidly deteriorating magnetic media led to the creation of an engineer-monitored multiple ingest system congruent with the concepts outlined in Sound Directions. Capable of converting sixteen video assets and twelve or more audio assets simultaneously, the multiple ingest rooms were designed to accommodate large collections, specifically VHS, digibeta, ¾" U-matic and audiocassettes.

In addition to providing accurate and efficient transfer through multiple ingest, The MediaPreserve offers studios for the focused transfer of individual items in fragile or sensitive formats, such as lacquer disc or film. These studios are devoted to items requiring special handling, including artistic content and/or content found on difficult or fragile media.

Unlike other preservation studios, The MediaPreserve does not use robotic systems to run the multiple-ingest studios—our engineers monitor every asset. Consequently, engineers at The MediaPreserve can quickly and easily split an asset into multiple units of intellectual content. Likewise, intellectual content spread across multiple physical carriers can be collated into a single intellectual unit using the editing software carefully selected by our engineers. All assets are transferred head-to-tail and only split or collated upon request.

To ensure that all assets are handled, transferred, and assigned metadata according to current professional standards and practices, The MediaPreserve retains a trained staff of librarians and archivists (Dawn Aveline, Madison Stubblefield, Kallie Sheets, Christopher Mills), preservation experts (Robert Strauss, Jason Graham, Heath Condiotte), engineers (Trey Bunn, Tim Carranza, David Cetra, Grant Fletcher, Diana Little, and Matthew Ruzomberka) and IT experts (Herb Stull, Scott Cooper, Steve Lasanich). The range of backgrounds and experience offered by our staff makes The MediaPreserve uniquely equipped to handle all aspects of audiovisual preservation.

TRANSFER FACILITY

The MediaPreserve is a Division of Preservation Technologies, LP, with facilities located at 111 Thomson Park Drive, Cranberry Township, Pennsylvania 16066-6424. The MediaPreserve performs all work in our facility in Cranberry Township. No work is completed by subcontractors.

HVAC, HUMIDITY CONTROL, AND MONITORING SYSTEM

Studios at The MediaPreserve are acoustically quieted and isolated to Noise Criterion (NC) 15 for air conditioning or heating noise and to Sound Transmission Class (STC) of 60-65 for wall, ceiling, and door isolation between studio rooms.

Each room is equipped with an individual climate control system allowing temperatures to be raised or lowered as required by each project. For example, rooms can be cooled to a temperature low enough to safely play back tapes with soft binder syndrome.

Each room is monitored by individual data loggers.

STORAGE AND SECURITY

Materials are stored in secure, climate-controlled rooms. Each job is stored on racks dedicated solely to each client so related items remain grouped together physically.

The facility is equipped with multiple interior and exterior cameras which are closely monitored 24 hours a day by a private security company. Additionally, management personnel have remote access to images from the security cameras.

Every room at The MediaPreserve functions on an entrance keypad alarm system to ensure asset security. Access to studios and storage areas is limited to authorized personnel.

The MediaPreserve insures client's assets with ten million dollars' worth of fine arts coverage from the moment they leave the client's facility until the time they are returned.

FIRE AND DISASTER PROTECTION SYSTEMS

Each room of The MediaPreserve is equipped with fire and smoke detection systems. The MediaPreserve is protected by a dry pipe, low pressure sprinkler system and all rooms are equipped with an ABC fire extinguisher.

DISASTER PLAN

The MediaPreserve and Preservation Technologies work closely with our insurance provider and insurance adjusters. We conduct an annual review of all abatement and emergency response procedures to ensure that our manual is up to date.

We work closely with the local fire department and police station, both of which are within three blocks of the facility, to familiarize public officials with our system and coordinate any response to an emergency.

Every year we review our insurance and emergency plans to ensure that we have adequate fine arts and property insurance to cover any unexpected loss or business disruption. Currently, we provide 10 million dollars in fine arts insurance, 5 million dollars in professional responsibility and 5 million dollars in cyber insurance.

POWER AND BACKUP POWER FACILITIES

Each studio is equipped with on-line UPS (Uninterruptable Power Supply) units to protect the playback machines from power interruptions that could potentially stretch or break fragile or vintage tape during the playback process.

FACILITY TECHNICAL POWER AND GROUNDING / SHIELDING

The electrical power distribution system in each studio has been designed using a "Star" grounding system tying back to a single grounding point. The grounding point is separated from building ground with a specification of <0.1V between neutral and ground, eliminating audio ground loop noise hum.

RECEIVING AND SHIPPING

Preservation Technologies and The MediaPreserve have a dedicated shipping and logistics department that is responsible for receipt and dispatch of 550,000 assets each year using a variety of methods including ground and air shipment, fine arts transport, and art courier services.

The MediaPreserve provides clients with locking, sealed containers and packing material to facilitate safe transport of assets. The shipping and logistics team can accept any size delivery, from a single secure tote to thousands of assets at one time. When the work is complete, all assets are returned separately from the derivative files.



Thanks to our careful logistics we can offer our clients fine arts coverage from the time the assets leave their facility until they are safely returned at the completion of the project.

CHECK-IN, TRACKING, AND CLEANING PROCEDURES

Once material is on-site, we track all items in *MediaKeeper*, our project and asset tracking system. *MediaKeeper* generates unique barcodes for assets, while also establishing the required file structures for asset file creation, storage and file workflow processes for the final deliverables. These barcode identifiers allow personnel to track and locate individual items through all points in the workflow. The barcodes are never affixed directly to the asset but instead are placed on the container that will hold the asset during its stay in The MediaPreserve.

MediaKeeper Screenshots

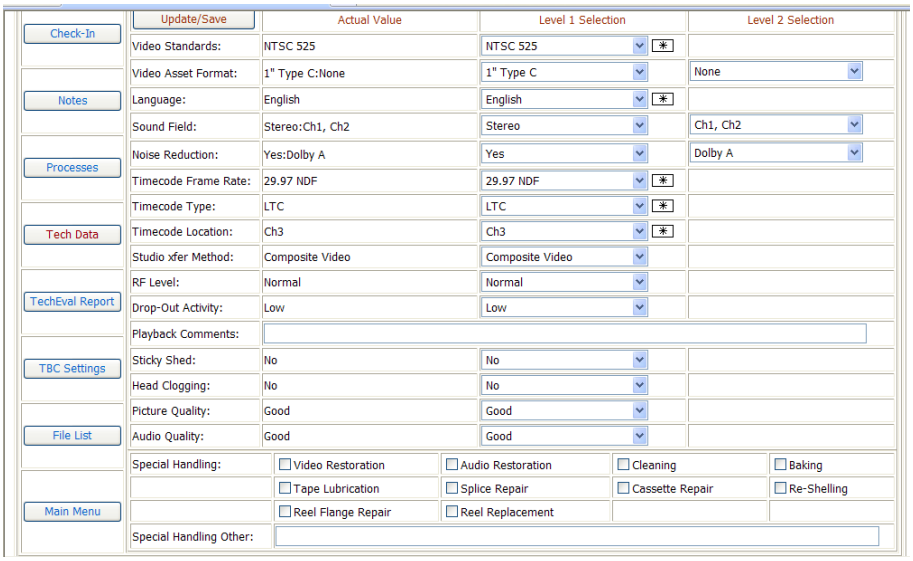

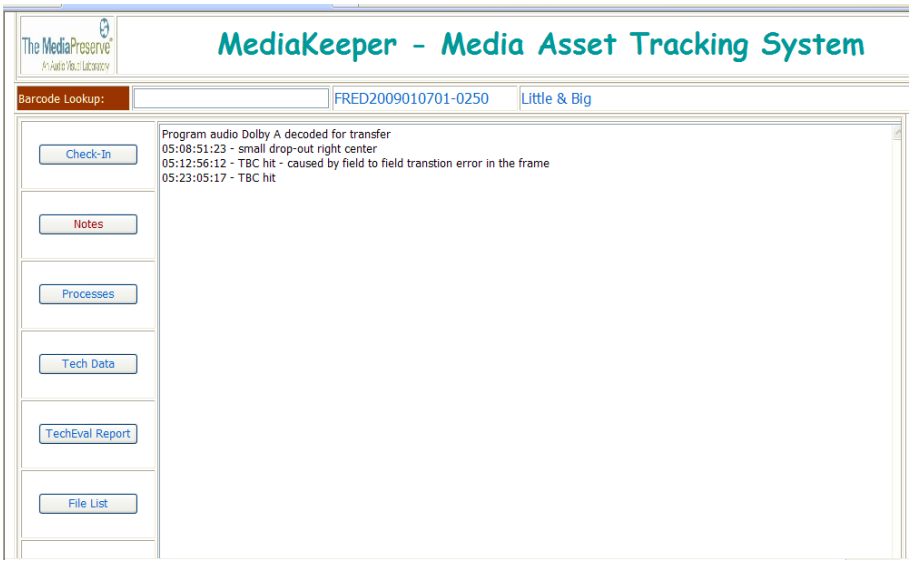

During the digitization process, each item's barcode is scanned into the *MediaKeeper* record, documenting the deck on which the tape or film is played back and the engineer who performs the work. Engineers can enter metadata about the transfer process directly into *MediaKeeper,* including information about format, stock brand, runtime, playback speed, physical condition, transfer notes, and more.

The software also tracks the engineer's time spent working on each asset, including ingest and special handling. All times and actions are recorded and included in client metadata.

Staff can search *MediaKeeper* by barcode, shipment number, or client profile, and filter the results by date range of work performed. Progress on any transfer work can be monitored by amount of time spent in any given date range.



When assets arrive at The MediaPreserve, we inspect each item for biological contamination and/or visible physical damage. We understand that materials may require varying degrees of cleaning and conservation. The MediaPreserve specializes in restoring and playing tape that has been deemed unplayable, and our studio engineers have years of experience in repairing broken and damaged media. Whether cleaning or repairing assets by hand or using one of our various mechanical cleaning methods, we have many options to safely and effectively care for items in need of conservation. For material with unusual or pervasive issues, we assess and communicate with the client prior to undertaking any extensive cleaning or repair. The MediaPreserve is fully compliant with ISO standard 18933.2012.

Please refer to the 'Technical Infrastructure' sections that follow for a more complete outline of the transfer process and its related hardware, software and legacy equipment.

IT STORAGE INFRASTRUCTURE

All ingest workstations are equipped with a local 8TB RAID storage array. Upon creation, digital files receive an MD5 checksum; they are migrated to intermediate storage within 8 hours of initial ingest.

For intermediate storage, The MediaPreserve employs a Fiber Channel storage array (SAN) with a 900 TB capacity in a RAID5 configuration. For long term storage and backup, The MediaPreserve employs two robotic tape libraries: an IBM TS3100 library with two LTO8 drives, and a NEOS-T48 library featuring four LTO7 drives and capacity four 48 media cartridges, half of which are configured to provide LTFS structured LTO7 tapes.

The SAN, LTO libraries and LTO media are housed in a secure area only accessible to IT administrators.

The MediaPreserve's proprietary applications maintain an inventory of every file written to the SAN. These applications execute all file movements and generate an audit log of all file movements including target and source volumes. Automated checksum verifications ensure file integrity after each file move.

It is our policy to maintain backups of all deliverables until we receive confirmation that QC has been completed and all files meet client approval. We guarantee all files produced and any quality control issues discovered during client QC are corrected with no additional charge. Any files requiring re-work will be delivered within 30 days of receipt of notification.

AUDIO TECHNICAL INFRASTRUCTURE

INGEST AND TRANSFER OF ANALOG AUDIO ASSETS

Upon receipt of materials, the intake technician enters all assets into MediaKeeper, recording any notable defects and reporting them to engineers and project managers. The technician photographs each asset and its container to capture any existing metadata, also noting any abnormalities regarding the condition of the asset. Once all items are logged in our system, we report to the client any discrepancies between the material received and the packing inventory.



Following check-in, our audio engineers retrieve batches of tapes for digitization, moving the batches to the appropriate studio. The engineer scans each tape's barcode into the MediaKeeper record to document the deck on which the tape is played and the engineer performing the digitization. All actions and their durations are captured and included in client metadata. The item barcode retrieves the check-in inspection data and the client profile. The audio engineer removes the asset from its container and re-inspects it to determine the best handling and playback method for that item. The engineer reports any concern, such as cleaning, baking or repairs, to the project manager so the client may be notified immediately; we seek client approval before taking any remediation action. If the client approves the remediation, tapes may be cleaned by hand or machine. All splices are checked for integrity or replaced. Leader is applied to the head and tail of each tape, if needed.

Each asset is loaded one at a time to be ingested. The engineer fully monitors the transfer and never leaves the original media unattended during playback. The engineer previews each item for approximately ten seconds to get a sense of the recording. Based on their preview, they adjust the speed and calibration of the machine to a reasonable operating level. All components of the signal chain are tested before playback. No sound processing elements are used in the transfer. The engineer uses Cube-Tec Quadriga software to monitor all audio signals throughout the transfer process. Simultaneously, they spot-check the audio content of each tape throughout the transfer, switching between audio inputs approximately every 30 seconds. The engineer documents any defects found in the recordings. This information is extracted from our system and written to the metadata spreadsheet. Following ingest, the tapes are returned to their containers, the barcodes are scanned, and the tapes are checked out of the studios and returned to the storage area.

Each original asset is transferred from head to tail capturing all substantive content (non-dead noise). If the program ends before the end of the media, the engineer checks the rest of the tape or reel for the presence of additional content to capture. If the remaining part of the media is blank, the engineer contains the end of the program followed by 10 seconds of additional tape playback.

The following list outlines the equipment, hardware and software utilized during the reformatting process for your audio formats.

AUDIO EQUIPMENT



Playback Hardware

- Open Reel: Studer A820; Studer A80; Studer A807
- Cassette: Tascam 122 MKIII
- DAT: Sony PCM 7030 and 7040
- Grooved Disc: Rek-o-Kut Rondine III (Styli: Rek-o-Kut Archival Eliptical Stylus Kit; Cartridge: Stanton 500AL)
- Technics SL 1210 mkII

Routing: Bittree

A-D Converter: Mytek 8x192 ADDA and Antelope Audio Orion 32

Capture Card: RME HDSP AES32 and RME HDSP Madi Audio Interface Card

Capture Software: Steinberg Nuendo 5.5 and Cubase 9.5 Pro

Temporary Storage: Local Raid 0 storage using Dell Precision T7500 computers

Long-term Storage: Fiber Channel storage array (SAN) (900 TB capacity, RAID5 configuration)

Quality Control: Cube-Tec Dobbin – Automated QC software (quality control by staff)

Transcoder: Steinberg Wavelab 7 (creating derivative files)

File Verification Software: Media Info

OPEN REEL FORMAT AUDIO SIGNAL PATH DIAGRAM

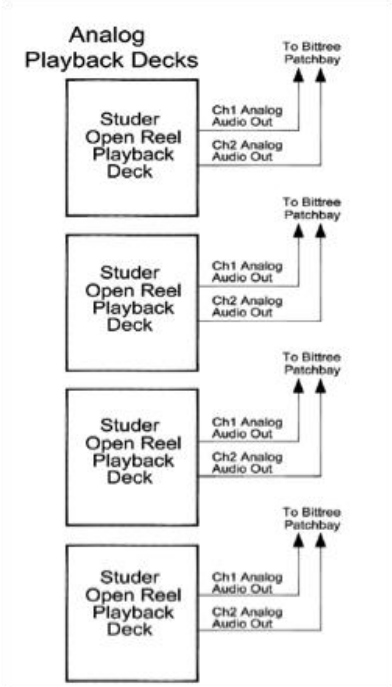

AUDIO CASSETTE SIGNAL PATH DIAGRAM

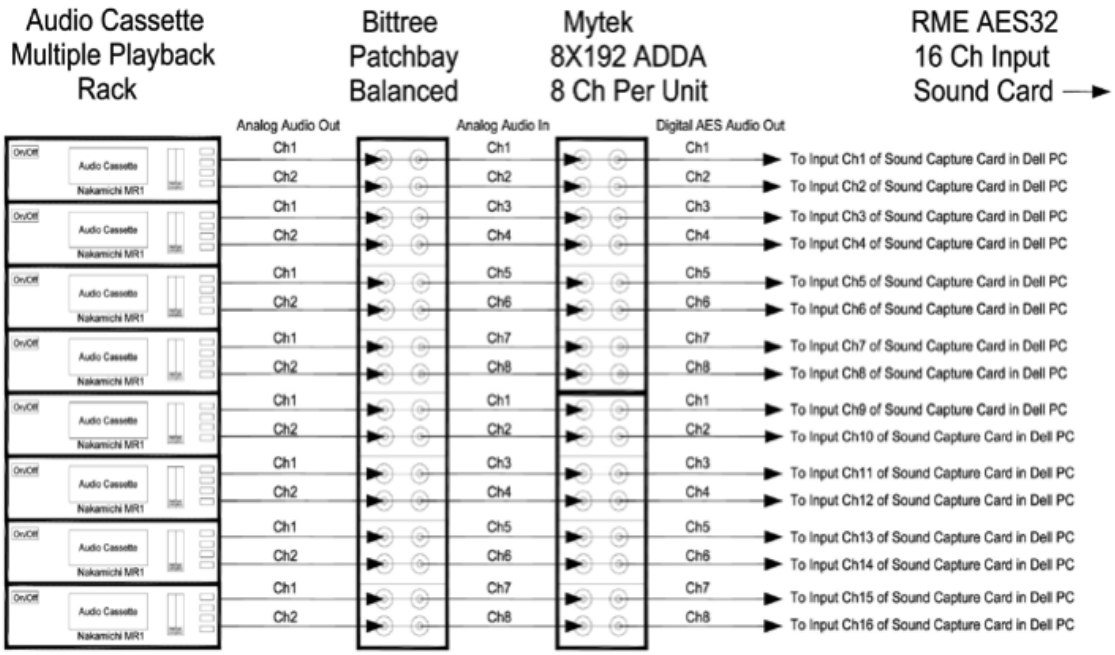

AUDIO SIGNAL CHAIN EQUIPMENT

We have a range of hardware and software available:

Analog to Digital Conversion

- Mytek 8x192 ADDA
- Antelope Orion 32 ADDA

Computer Interface

- RME Hammerfall DSP AES-32
- RME Hammerfall DSP Madi

Software

- Steinberg Nuendo 5.5
- Steinberg Wavelab 7
- Cube-Tec Quadriga
- Cube-Tec Dobbin
- Avid Pro Tools
- FastSum
- Steinberg Cubase 9.5 Pro
- Izotope RX 4

Range of Audio Media

- Open reel analog tape – ¼", ½", 1", 2" in varying track alignments (¼ track, ½ track, full track, 2 track, 4 track, 8 track, 16 track, 24 track) on reels as small as 2.5" and speeds from 15/16 ips to 30 ips.
- Grooved disc recordings – varying speeds including 33, 45, 78 RPM; disc sizes ranging from 6" or smaller to 16" in diameter.
- Dictabelt
- Magnabelt
- Wire recordings
- Compact cassette
- Micro cassette
- Mini cassette
- 8-track cassette
- 1630 digital audio

- F1 digital audio
- MiniDisc
- DAT
- 1" 32 track Mitsubishi digital open reel (X850)
- ½" DASH 48 Channel and 24 Channel

This represents a portion of The MediaPreserve's overall capabilities.

Digitization Equipment

- Mytek 8x192 ADDA Analog to Digital/Digital to Analog Converters
  - 8 channels each
  - Sample rate up to 192kHz
  - 24 bit
  - 2 units in each studio provide up to 16 simultaneous channels of 24/192 conversion
- Antelope Audio Orion 32
  - 1 unit that produces up to 32 simultaneous channels of 24/192 conversion
  - Sample rate up to 192 kHz
  - 24 bit
- RME HDSP AES32 Audio Interface Cards
  - 16 channels of AES interface each
  - Support of sample rate up to 192kHz
  - 2 cards installed per computer offers up to 32 channels of simultaneous digital ingest
- Packages Including:
  - Steinberg Nuendo 5.5 (Ingest/Post Processing)
  - Steinberg Wavelab 7 (Ingest/Post Processing)
  - Cube-Tec Quadriga (Ingest)
  - Cube-Tec Dobbin (Batch Processing/Post Processing)
  - Cube-Tec Restoration Plug-ins (de-buzz, de-click, de-crackle, spectral de-hiss, de-noise)
  - Waves Restoration Bundle
  - Izotope RX 4
  - Cubase 9.5 Pro

Analog Routing—Monitoring—Noise Reduction Decoding

- Audio Patchbay by Bittree
- Monitoring on Genelec 1031a studio reference monitors
- Various noise reduction units on hand for decoding including:
  - Dolby 363 (SR, A)
  - Dolby 422 (S, B, C)
  - Dolby 330 (B)
  - Dolby MT Rack- 24 Channels of Dolby A and SR
  - dbx 150 (type I)
  - dbx 222 (type II)
  - dbx 224 (type II)
  - dbx 224X-DS (type II)

Analog Playback Machines

- Open reel playback via Studer decks (A807, A810, A-80, A820)
- Compact cassette playback via Tascam (122mkIII) decks
- Disc recording playback on Vestax BDT-2600, Technics SL1210 MK II,
- Rek-o-kut Rondine III
- Wide Groove 78RPM – 3.8mil truncated elliptical
- Pre-1935 Lateral Cut 78RPM – 3.3mil truncated elliptical
- Late 1930s Lateral 78RPM – 2.8 mil truncated elliptical
- 1940s+ Transcription Discs – 2.3mil truncated elliptical
- Standard Groove 78RPM – 3.0mil truncated elliptical
- Narrow Groove 78RPM – 2.4mil truncated elliptical
- Aluminum – 6.0mil conical stylus

Restoration and Conservation

- Tapes suffering from sticky shed syndrome are baked (with client approval) in a VWR 1680-3 scientific oven accurate to .01 degree. Tapes with mold are first cleaned in an isolated fume hood, and then baked in a separate isolated Thermo Scientific Heratherm OGH180 oven, if needed.
- Tapes suffering from soft binder syndrome are played back in a room outfitted with temperature controls that allow for a cold enough environment to conduct playback without squeal.
- Tape cleaning is accomplished by either hand cleaning using Pellon wipes, or with the use of modified mechanical cleaning machines.

- Patented frictionless analog tape heads provide the ability to preview sticky tapes without the need for baking.
- Extra tape flanges are available for dealing with "pancakes."
- Expertise in re-shelling/housing compact cassette tape into new C-0 cassette shells. New hubs/leader can also be spliced onto compact cassette tape if necessary.
- Disc recordings are cleaned prior to playback using Disc Doctor Miracle Cleaner, Disc Doctor brushes and Keith Monks Record Cleaner. Rinsing is done with distilled water and Disc Doctor brushes. Discs are patted with lint-free cloth and allowed to air dry. Throughout the process, care is taken to ensure that the center label remains dry. Engineers always wear gloves when handling disc recordings.
- Cracked or moderately damaged discs (i.e. minor delamination) are transferred using a KAB Transcriber II (modified Vestax BDT-2600 with 16" platter and various styli). Post-processing is typically necessary to reduce "thumping and crackling" associated with these issues.
- Audio engineers on staff have experience in transferring over 50,000 vintage recordings, many of which required cleaning, repair or restoration.

CARE AND UPKEEP OF EQUIPMENT

Audio Maintenance and Calibration

- All analog audio signal paths are checked and adjusted according to the measurement results of our calibrated certified Sound Technology 1510A Generator/Analyzer.
- All machines are calibrated to standard house reference of 0VU @ +4dBm.
- All tape machines are verified to perform to minimum frequency response of 20Hz – 20kHz +/- 0.5dB.
- Digital Conversion is handled by Mytek 8X192ADDA Converters providing:
- Dynamic Range – 120dB (A Weighted)
- THD+Noise – 106dB (<0.0004%)
- Internal Jitter – <10picoseconds
- These converters provide master clock to the rest of the studio
- Tape paths are demagnetized daily with Han-D-Mag Demagnetizer.
- Tape path heads, guides, and rollers are cleaned using American Recorder head cleaner prior to playback. Pinch rollers are cleaned using American Recorder Pinch Roller Fluid.

Playback Maintenance and Calibration

- Magnetic viewers are used prior to playback to ensure proper track alignment and head block selection, including:
  - ¼" Quarter Track stereo and mono

  - ¼" Half Track stereo and mono
  - ¼" Full Track mono
  - ½" Four Track
  - ½" Two Track
  - ½" Eight Track
  - 1" Eight Track
- Open reel reproducers are calibrated for playback level and equalization using the following tones from Magnetic Reference Library (MRL) tapes:
  - White Noise
  - 1kHz
  - 10kHz
  - 16kHz
  - 50Hz
  - 100Hz
  - 20Hz-20kHz Sweep
- Azimuth is set for every recording manually by an engineer using headphone sand Lissajous scope found on the Wohler B-AM-2B Audio Phase and Scope Meter.
- Grooved disc media is ensured proper playback equalization using a KAB Souvenir EQS MK12 Chronologic Disc Remastering Preamplifier, with the ability to decode:
  - AC, AE, E3, E5, E7, CO, NAB, LP.AES.RIAA equalizations
  - Stereo and Mono discs
  - Lateral and Vertical Cuttings
- Various onboard and outboard noise reduction units are available for the decoding of:
  - dbx type I
  - dbx type II
  - Dolby A
  - Dolby B
  - Dolby C
  - Dolby S
  - Dolby SR

Audio Cabling

- All analog and digital audio signal paths use GEPCO cables with NEUTRIK gold tip 3 pin XLR connectors and DB25 connectors.
- 110ohm Termination is used when necessary for digital AES paths.

Protecting the Client's Tape

- Each machine is critically aligned for proper tape tensions and playback path.
- Precision tools are used to properly align the pinch roller when engaging the capstan, both physical tools and pressure so no damage occurs when the pinch roller engages the capstan after pushing the play button. Otherwise physical damage could occur to the tape.
- The engineer periodically vacuums the inside of each playback machine to prevent any stray tape oxide pieces from previous tapes getting into the tape path and causing tape damage.
- All machines have on-line UPS (uninterruptible power supply) units for electrical outages caused by a storm or some outside electrical power disturbance.
- Before playing back the client's tape, the engineer fast forwards the tape to the end and then rewinds the tape on the machine that the tape will be played on. This allows the tape to pack to the tensions of the machine and provide a smoother tape path travel during the playback.

VIDEO TECHNICAL INFRASTRUCTURE

INGEST AND TRANSFER OF ANALOG VIDEO ASSETS



Upon receipt of materials, the intake technician enters all assets into *MediaKeeper,* recording any notable defects and reporting them to engineers and project managers. Asset inspections are fully compliant with ISO standard 18933.2012. The technician photographs each asset and its container to capture any existing metadata, also noting any abnormalities regarding condition. Once all items are logged in our system, we report to the client any discrepancies between the material received and the shipment inventory.

Following check-in, our video engineers retrieve batches of tapes for digitization. These tapes are then moved to the appropriate studio. To begin the process, the video engineer removes the asset from its container and scans its barcode to retrieve the inspection data and the client profile. At this point, the engineer performs a complete reinspection of each physical object to decide on the best handling and playback method for the item. Any serious issues are reported to the project manager so that the client may be notified. All remediation is approved by the client before any action is taken. If approved, tapes may be cleaned by hand or machine before playback. Remediation services we offer are:

- Tapes exhibiting sticky shed syndrome are baked (with client approval) in a VWR 1680-3 scientific oven accurate to .01 degrees. Tapes exhibiting mold are baked in a separate isolated Thermo Scientific Heratherm OGH180 oven.
- Tape cleaning is accomplished by using professionally modified machines, with tape lubrication capability if required. Tapes that have mold are cleaned in the mold remediation room. Most of these tapes require hand cleaning.
- Expertise in re-shelling/re-housing damaged cassette formats in new cassette shells. New hubs and leader can be added if necessary.
- At the client's request, audio tracks can be sent to our audio studios for post-processing to reduce hum and other noise.
- Video engineers on staff have experience in transferring thousands of vintage recordings, many of which required cleaning, repair or restoration.

DIGITIZATION

Following check-in, our video engineers retrieve batches of tapes for digitization, moving them to the appropriate studio. Engineers scan both the item's and the deck's barcode into the *MediaKeeper* to document the deck on which the tape is played and the engineer who performs the work. All actions and runtimes are included in client metadata.

The engineer selects the appropriate video deck for playback for each item. They load each tape onto the playback machine and preview the first 30 seconds before calibrating audio and video levels, using a Tektronix 1720 Vectorscope and a Tektronix 1730 Waveform Monitor. The ingest of each tape is fully monitored to guarantee the highest capture quality and safe, non-damaging movement through the tape transport.

We use high quality codecs that output a wide variety of container formats to suit clients' needs and provide user flexibility. Our various capture cards are installed on both Mac and PC operating systems. Both platforms connect to the SAN network over a fiber optic network.

During the ingest/reformatting process, the engineer documents any defects found in the recordings. This information is extracted from our system and written to the metadata spreadsheet. After ingest the tapes are returned to their containers, the barcodes are scanned, and the tapes are checked out of the studios and returned to the secure storage area.

The following list and accompanying diagrams outline the equipment, hardware and software utilized during the reformatting process.

VIDEO EQUIPMENT

Supported Hardware for Playback

- VHS: Panasonic AG-7750; Panasonic AG-1980
- Umatic: Sony BVU-950; Sony VO-9850
- Digi-Beta/Betacam SP: Sony DVW-A500
- MiniDV/DVCAM: Sony DSR-45; Sony HVR-M35U; Sony HVR-M25U
- 1" Type C: Sony BVH2180; Sony BVH2500; Sony BVH2000; Sony BVH2800; Ampex VPR-6; Ampex VPR-80

Time Base Corrector: Leitch DPS 575 and 475 and X75

Routing: BlackMagic Video Hub 40x40 SDI, embedded Audio, RS422

A-D Converter: Leitch DPS 575 and 475 and X75

Capture Card: Digital Rapids DRC-2200

Temporary Storage: Local Raid 0 storage using Dell Precision T7500 computers

Long-term Storage: Fiber Channel storage array (SAN) (600 TB capacity, RAID5 configuration)

Quality Control: Digimetrics Aurora Pro – Automated File QC software (quality control by staff)

Transcoder: Telestream Vantage (creating derivative files)

File Verification Software: Media Info

MULTIPLE INGEST VIDEO STUDIO AND RACK DIAGRAM

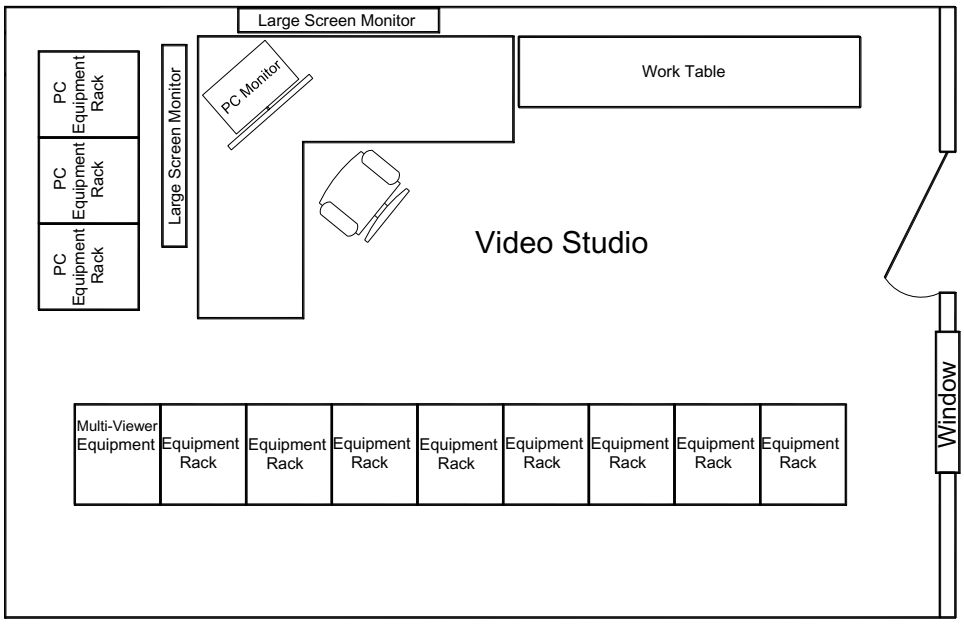

EQUIPMENT RACKS

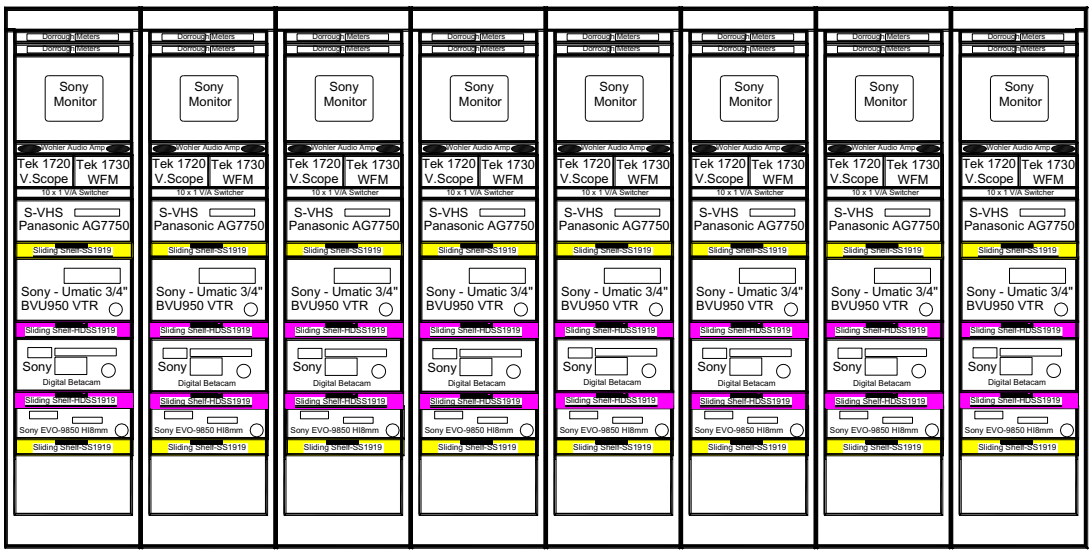

VIDEO SIGNAL PATH DIAGRAM

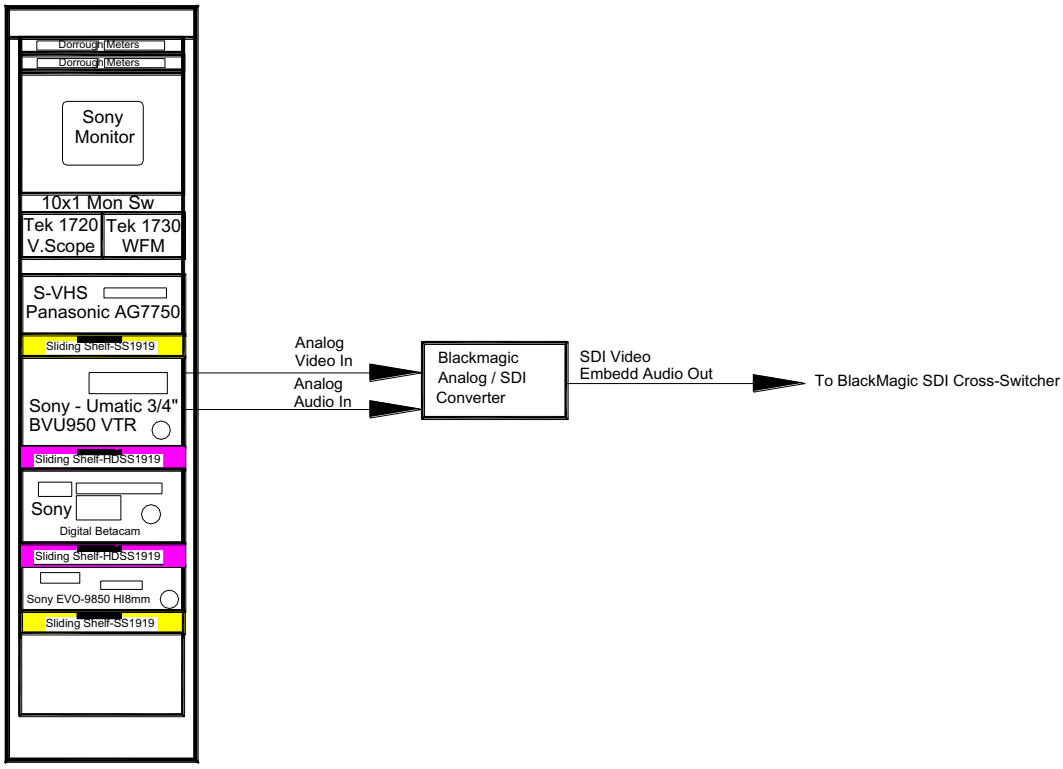

1" Type C Reel to Reel VTR Multi-Ingest Configuration

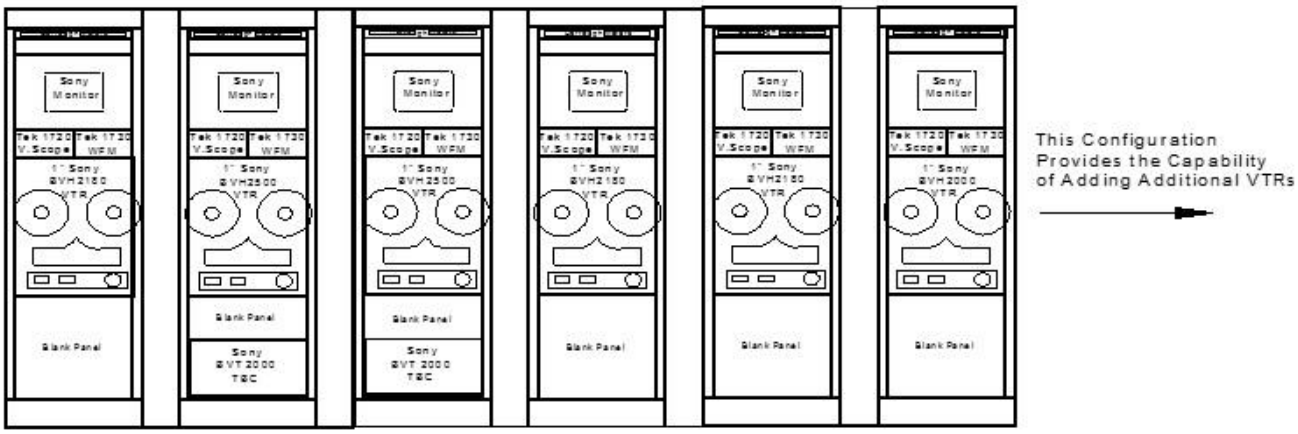

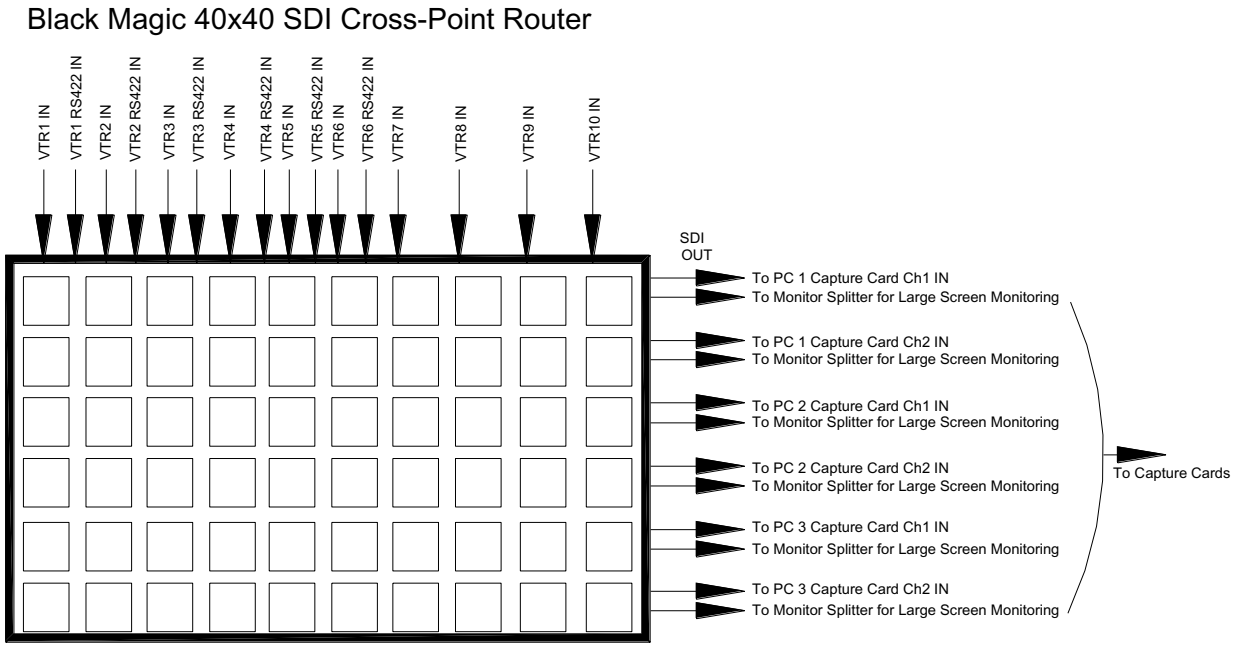

DIGITAL STORAGE AND DELIVERABLE CREATION

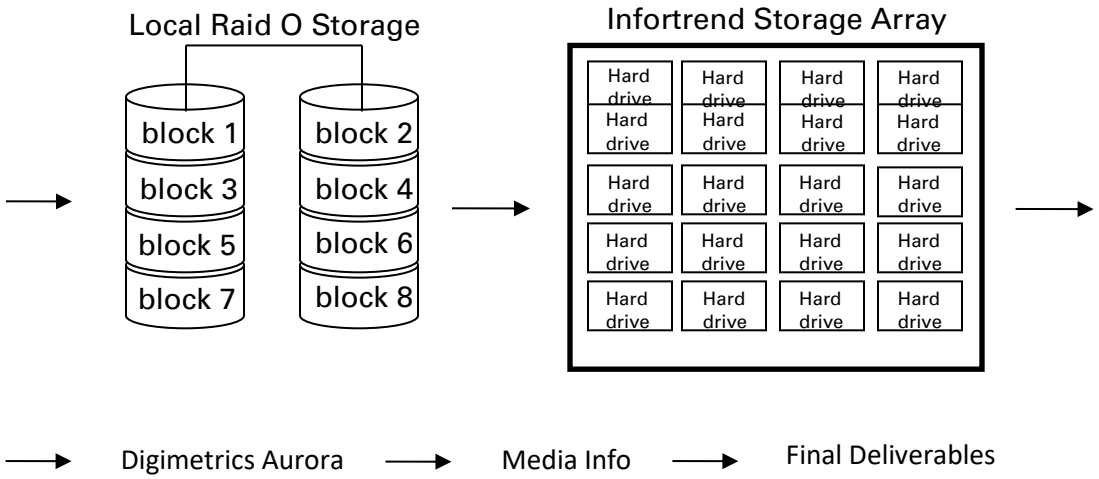

TECHNICAL CAPABILITIES

The MediaPreserve is also equipped to run the following hardware and software:

Capture Cards: (PC or Mac)

- Digital Rapids DRC-2200
- AJA Kona
- Bluefish444

- Blackmagic Extreme SD/HD

Time Base Correctors

- Digital DPS-290 TBC/Frame Synchronizer
- MicroTime S-230 TBC/Frame Synchronizer
- Sony BVX30 TBC/Frame Synchronizer
- Sony BVT-2000 TBC

Software

- Imagine Communications SelenioFlex Ingest
- Telestream Vantage
- Final Cut Pro
- Avid Media Composer
- Adobe Premiere
- FFmpeg
- CatDV Live Capture Plus
- MF Digital RipStation MediaGrabber
- MPEG Streamclip

Signal Conversion

- AJA FSI SD/HD
- AJA SD Converters

Computer Hardware

- Dell Quad Core PC Workstations
- Mac Pro Workstations
- Fiber Channel Storage array

Restoration and Conservation

- Tapes exhibiting sticky shed syndrome are baked (with client approval) in a VWR 1680-3 scientific oven accurate to .01 degrees. Tapes exhibiting mold are baked in a separate isolated Thermo Scientific Heratherm OGH180 oven.
- Tape cleaning is accomplished by using professionally modified machines, with tape lubrication capability if required. Tapes exhibiting mold are cleaned in the mold remediation room; these typically require hand cleaning.

- Expertise in re-shelling/re-housing damaged cassette formats in new V-0 cassette shells. New hubs or leader can be added if necessary.
- At the request of the client, audio tracks can be sent to our audio studios for post-processing to reduce hum and other noise.
- Video engineers on staff have experience in transferring thousands of vintage recordings, many of which required cleaning, repair or restoration.

CARE AND UPKEEP OF EQUIPMENT, VIDEO ADJUSTMENT AND PERFORMANCE MEASUREMENT

All adjustments and measurements of performance are made using scopes, waveform monitors, and video/audio analyzers. These machines are calibrated annually and issued a calibration certificate by the outside calibration firm.

All signal paths, both analog and SDI (SIMPTE 259M), are checked monthly using the following equipment:

- Video Generator – Tektronix 1910 Digital Generator, calibration certified, using SMPTE 525 NTCS test signals such as – full-field colorbars, ultiburst, FCC Composite (2T, 20T & etc), Staircase, Modulated Ramp and many more test signals at various levels.
- Video Analyzers – Tektronix VM700A (with audio option plug-in), certified Tektronix waveform and vectorscopes.
- Tektronix 601 WFMs for monitoring the 259M SDI signal paths.
- All SDI converters use 12-bit sampling, and 10-bit processing.
- Audio Generator / Analyzer – certified Sound Technology 1510A. Same audio generator/analyzer used in the audio studios for signal path performance integrity.
- Wohler Technologies B-AM-3B Audio phase scope and meters.
- Dorrough 40-A level meters.

Video signal path distribution is checked for:

- Unity Gain 1v p-p signal levels – using color bars.
- Chroma level – using color bars and 20T pulse.
- Differential phase differential gain – using the Tek 1910 FCC Composite (2T, 20T & etc) generated signal at the beginning of the signal path and monitoring the results at the end of the signal path with a Tek VM700A and Tek WFM and Vectorsope. The differential gain and phase at (10 – 90% APL) should be approx. <0.20%.
- Line tilt/field tilt – approx. <0.20% using DC coupling.
- Frequency response – all analog Leitch distribution amplifiers are adjusted to pass a 0.05 to 6 MHz frequency bandwidth. The Tek 1910 Generator's Multiburst signal amplifiers are checked and adjusted while monitoring the Tek VTM700A and a Tek WFM (waveform monitor). Adjustments are made to the frequency response based on the measurement results of the Tek VM700A. Note: all

equalization for optimum machine output results are adjusted on the machine or external TBC. There are no other video equalizers in the signal path between the machines and capture cards so non-linearity and VSWR ring can be kept at minimum.

- Linearity – Using a stair case and modulated ramp signal at the beginning of each signal path, the results are displayed on our Tek VM700A and Tek WFMs. Adjustments to the signal path are made according to the measurement results.
- Noise Measurements – Blackburst is generated from the Tek 1910 Generator and passed through each video signal path. Note: An electrical distribution "Star Grounding System," 3rd and 5th harmonic filters and MOV surge protection on the main electrical panel are used throughout the MediaPreserve facility to reduce potential electrical noise and ground loops. The results are measured on our Tek VTM 700A.
- S/N should measure approx. > -70dB
- Hum < 1mVp-p
- Propagation Delay 15+/- 1.0 ns

Video Cabling: (75Ω Coax)

- All analog signal paths use Belden 8281 double shielded coaxial cable.
- All SDI signal paths use Belden 1694A coaxial cable.
- King BNC gold tip connectors are used on all coaxial cables.

House Video Reference Signal

- A Grassvalley sync generator along with a backup generator is used to generate a stable VBS signal to most machines for reference or genlock purposes.

Audio Path

- We use both analog and SDI 259M embedded audio signal paths.
- All stereo analog audio signal paths are checked and adjusted according to the measurement results of our calibrated certified Sound Technology 1510A Generator/Analyzer. The generator output is connected to the input of the analog audio signal path. The analyzer is connected to the end of the analog audio signal path.
- Where necessary Leitch Audio Distribution amplifiers are used.

The analog signal paths are checked for:

- House analog signal path levels (0VU @+4dbm).
- Audio frequency response 20Hz – 20kHz +/- 0.5dB.
- Common mode rejection >60dB @ 20kHz.
- S/N >100dB 20Hz – 20kHz relative to +4dBm weighted.

- THD (Total Harmonic Distortion) <0.02% at 1kHz +4dBm.
- Dorrough 40-A level meters are used to monitor machine analog audio outputs to the capture cards during the ingest process.
- Audio phase is measured and monitored during the digital ingest process using a Wohler Technologies B-AM-3B audio phase scope and meters.
- SDI embedded audio phase is monitored on a Large Screen JVC monitor driven by an Evertz Multiple screen splitter.

Audio Cabling

- All analog audio signal paths use GEPCO cable with NEUTRIK gold tip 3 pin XLR connectors.
- VTR Machine Alignment and Maintenance Procedures:
- There are many video formats uses in The MediaPreserve facility. We have secured many manufactured video/audio alignment tapes as a possible starting reference for maintenance alignment, or if the client's cassette does not contain reference signals at the beginning of the tape.
- Analog VTR tape paths and video heads are cleaned after every tape pass.
- Tape paths and video heads are degaussed weekly or when excessive noise is noted after thorough head and tape path cleaning.
- The video heads of digital VTRs are extremely sensitive and are equipped with automatic self-cleaners to avoid manual cleaning. If the auto cleaning process is insufficient, we use a specially manufactured cleaning cassette tape.
- Most professional VTRs feature integrated time-base correctors (TBCs) that allow the operator to align for best picture performance. ½" EIAJ machines do not have internal TBCs, so we use external TBCs to stabilize the picture before the signal is digitized.

Protecting the Client's Tape

- Each machine is critically aligned for proper tape tension and correct entrance and exit alignment around the head scan drum.
- To prevent damage when engaging the capstan, audio engineers employ specialized tools to align the pinch roller at the start of playback.
- The engineer periodically vacuums the inside of each machine to prevent any stray tape oxide pieces from previous tapes entering the tape path and causing damage.
- All machines except the 2" Quad VTRs are connected to uninterruptible power supply (UPS) units to protect against electrical failure in the event of an electrical surge or other power disturbance.
- Before playing back the client's tape the engineer fast forwards the tape to the end and rewinds it on the machine to be used in the transfer. This allows the tape to pack to the tensions of the machine and provides smoother tape travel during playback.

FILM TECHNICAL INFRASTRUCTURE

INGEST AND TRANSFER OF FILM ASSETS



Upon receipt of materials, our intake technicians enter all assets into *MediaKeeper*, our in-house tracking system. Our intake technicians perform a preliminary inspection of each film, identifying symptoms of vinegar syndrome and/or biological contamination (mold). Any notable defects are recorded in *MediaKeeper* and reported to the engineers and the project managers. The technician photographs the assets to document the condition and capture any physical metadata for each film entering The MediaPreserve. After check-in, assets are moved into our film studio.

Before transfer, an engineer carefully hand-winds through each film at the inspection bench. The engineer attaches leader, reinforces splices, and repairs existing damage as needed for optimal playback. After repairs, the film is machine-cleaned on a Lipsner-Smith CF2800 ultrasonic cleaner, which employs environmentally and human-safe 3M Novec HFE 7200 as its cleaning chemistry. If the film is hand-painted, brittle or otherwise delicate, it is cleaned by hand on the rewind bench using the same HFE 7200 chemistry. For more focused spot-cleaning we use a minimal amount of perchloroethylene. In the event a film requires extensive remediation before digitization, we communicate the suggested treatment plan to the client and obtain client approval before proceeding.

When making repairs, our experienced film engineers perform the minimal amount of repair required to achieve playback, to avoid extensive handling. All repairs are made by hand using archival equipment and materials on a hand-wind bench with split reels. The film is wound onto new polypropylene cores and re-canned in preservation quality vented film cans, if necessary. All enclosures meet the requirements in the American National Standards Institute (ANSI) Standard IT9.2-1991 and pass the ANSI Photographic Activity Test (PAT). Films can also be returned to their original reels at the client's request.

DIGITIZATION



All films are loaded by an engineer and fully monitored during transfer.

Our engineers decide which scanner is best suited for a client's reels depending on the type of film and the desired file output. We can handle and scan a variety of formats such as 8mm, 9.5mm, 16mm, 22mm, and 35mm, acetate or nitrate stock. 8mm and 16mm reels represent the majority of our transfers, and our engineers' extensive knowledge of and experience with these formats allow them to work with reels arriving in all conditions.

All films are loaded by an engineer and fully monitored during transfer. We use a Kinetta Archival Scanner with DaVinci Resolve 8:8:8 color correction software. For films transferred with the Kinetta, the reel is scanned frame by frame at a minimum resolution of 3K, which results in an over scanned Cineform RAW file. The raw file is taken into Resolve, where the image is cropped, color corrected, and any speed changes made if necessary. If there is optical audio it is visually captured in the over scan, and then extracted and

turned into a Wave file using AEO Light. Kinetta is our primary scanner of choice for high definition scans with derivative files being created with our SelenioFlex Ingest software.

We also operate a Blackmagic Design Cintel and an MWA-Nova Flashtransfer with a built-in color correction system. The MediaPreserve is open to work with and/or acquire any additional scanners deemed necessary for a project.

During the reformatting process, the engineer monitors and documents any defects found in the recording. Those notes are entered into MediaKeeper and are later extracted for the client's metadata.

All our film transfer machines have variable-speed playback to accommodate a variety of frame rates. Our engineers will use their best judgment to determine and select the correct frame rate for the specific film. The MediaPreserve digitizes a wide variety of black and white and color film, including:

- 9.5mm print, master positive and negative
- 22mm print, master positive and negative
- Super8 and 8mm reversal, print and negative, including magnetic-striped film
- 16mm reversal, print, master positive and negative, including A+B rolls and composite magnetic or optical film
- 35mm print, master positive and negative
- Non-standard gauges and odd formats may be accommodated
- Nitrate

The following list outlines the equipment, hardware and software utilized during the reformatting process for your film formats:

FILM TRANSFER EQUIPMENT

8mm and 16mm: Kinetta Archival Scanner

Routing: Camera Link MDR26 cable

Capture Card: Internal Kinetta capture card

Capture Software: Kinetta Capture 64

Temporary Storage: Local Raid 0 storage using Super Micro Windows 7 computer

Long-term Storage: Fiber Channel storage array (SAN) (900 TB capacity, RAID5 configuration)

Quality Control: Digimetrics Aurora – Automated File and video base-band QC software (quality control by staff)

Transcoder: Da Vinci Resolve, Telestream Vantage

File Verification Software: Media Info

The Kinetta Archival Scanner with DaVinci Resolve 8:8:8 color correction software is our primary scanner for high definition film formats. The Kinetta manufacturer developed the scanner in cooperation with the Library of Congress

and was specifically designed to handle extremely fragile film. The Kinetta features sprocketless transport and curved gate for delicate transfers, and image stabilization based on optical sensing of perforations. Damaged perforations do not need to be repaired before scanning, thereby saving significant preparation time. We are also continuously in communication with other film scanning companies about collaborating and experimenting with the latest scanning technology.

TECHNICAL SPECIFICATIONS

Digital Files

The MediaPreserve can create a wide array of digital files for film conversion other than the files requested:

- Cineform RAW (3296x2472 x 12 bits)
- 2K, 3K, 4K DPX
- 1080P HD
- Uncompressed AVI or MOV, 10 or 8 bit
- FFV1 in a Matroska or AVI Wrapper
- JPEG2000 / MXF
- XDCAM HD
- Apple Pro Res 422 HQ and any other Pro Res Derivative (SD or HD)
- DV25, DV50 (SD) or DVCProHD (HD)
- WM9
- MPEG2 (SD)
- H264 / MPEG4 (SD or HD)
- Any other requested file

Software

- Blackmagic DaVinci Resolve
- Final Cut Pro
- Kinetta Capture 64
- AEO-Light
- Imagine Communications SelenioFlex Ingest
- Telestream Vantage
- FFmpeg
- The Imaging Source IC Capture
- Avid Media Composer

- Adobe Premiere

CARE AND UPKEEP OF EQUIPMENT

Monitors

Most adjustments and measurements of performance to machines are made using an industry standard Flanders Scientific model LM-2450W 24" LCD monitor that has:

- Picture display.
- RGB waveform level adjustments and monitoring for the 3 chip CCD 800 lines resolution camera before the signal enters the RGB-to-10-bit SDI digital converter framestore module.
- The initial camera optical setup procedure uses Kodak telecine analysis film to align for initial zoom, focus, horizontal position, white and black levels, and color balance.
- Vectorscope and waveform monitoring.
- Gamma monitoring.
- Audio phase monitoring.
- Audio frequency response and levels:
  - (20Hz – 20kHz +/- 0.5dB)
  - Digital audio (0VU) -20 (digital betacam audio reference 0)
  - Analog audio (0VU @ +4dbm)
- The SMPTE 259M SDI embedded audio is passively coupled through the Flanders LCD SDI output directly into the SDI input of the various PC capture cards we use.
  - The monitor is auto-calibrated frequently using the internal firmware that is periodically updated by Flanders Scientific.

For each film, visual signal path distribution is checked for

- Color balance – measured using the Flanders LCD monitor and measurement utility tool plug-ins.
- Color Saturation - measured using the Flanders LCD monitor and measurement utility tool plug-ins.
- Chroma levels and phase – measured using the vectorscope display on the Flanders LCD monitor.
- Peak luminance level (100 IRE, 1v p-p signal level).
- Proper black levels (7.5 IRE +/- 2 IRE)
- Camera video frequency response (0.05 to 6 MHz bandwidth).
- Differential Gain (10 - 90% APL).
- Electrical noise reduction methods are used to reduce noise artifacts that can be coupled into the signal path resulting in a "noisy" picture.

Noise Measurements

- Installed a "Star Grounding System", using 3rd and 5th harmonic filters and MOV surge protection on the main electrical panel to reduce potential electrical noise and ground loops from entering the signal path.
- Installed an anti-static floor covering in the film room that is grounded to the main ground in the electrical panel to eliminate ESD (electrical static discharge) that could potentially damage electronic components and introduce noise and digital artifacts into the picture and program audio.
- Noise is measured using a calibrated Tektronix VTM 700A analyzer.
- Signal path noise specifications are:
  - S/N approx. >70db
  - Hum <1mVp-p

Audio Path

- We use SMPTE 259M SDI embedded audio signal paths that are sourced from optical or a magnetic audio track (edge or full-coat mag audio) coming from the Film Flashtransfer machine.
- We monitor the audio track by de-embedding the digital audio from the SDI stream to listen to the audio and monitor peak audio levels using:
  - ADAM A3x Professional Near-field Speaker monitors.
  - Dorrough 40-A Peak Audio Level meters.
- Signal Cabling: (75Ω Coaxial)
  - All SDI signal paths use Belden 1694A coaxial cable.
  - King BNC gold tip connectors are used on all coaxial cable ends.

Maintenance Procedures

- Periodically check all machine main power supply voltage levels.
- Check machine film path servo tensions.
- Check framestore for proper NTSC VBI (vertical blanking interval) lines and horizontal blanking timing parameters that they are not cutting of any active lines.
- Regularly clean film path including all rollers, particle-transfer rollers, gate, mirror and lens.

Protecting the Client's Film

- An uninterruptible power supply (UPS) unit protects all machines from electrical outages caused by a storm or some outside electrical power disturbance. This eliminates the possibility of film damage due to a loss of film path tensions stretching or breaking the film.

METADATA

Each asset, when it arrives at The MediaPreserve, is entered into *MediaKeeper*, our system that facilitates tracking physical media, automating file directory structure, and generating technical metadata. Using information captured during the digitization process, *MediaKeeper* generates XML metadata for each file. We capture and provide provenance, technical, and administrative metadata including checksums.

Our dedicated metadata department creates and implements a variety of automated metadata standards for our customers, including PBCore, METS and DublinCore. Our standard audio XML is compliant with AES standard AES57-2011, and our standard video XML uses PREMIS components.

FIELDS IN OUR STANDARD XML METADATA

Original Asset

Title
Markings
RecordDate
RunningTime
FormatType
StockBrand
SourceDeckType
SourceDeckManufacturer
SourceDeckModel
SourceDeckSerialNumber
VideoStandard
TransferComments
VideoCorrectionDevice Type
VideoCorrectionDeviceManufacturer
VideoCorrectionDeviceModelName
VideoCorrectionDeviceModelVersion
VideoCorrectionDeviceModelSerialNumber
VisualInspection
DropOutActivity
AudioQuality
SoundFieldLevel1
SoundFieldLevel2
StudioTransferMethod
SpecialHandling
TimeCode
PictureQuality
AudioQuality
ClosedCaptions
RFLevel
ReelSize
Originator
OriginatorAddress
NoiseReductionLevel1
NoiseReductionLevel2
SpecialHandling

Preservation Master/Mezzanine Copy/Streaming File

FileType (preservation, edit or streaming)
FileName
DateCreated
FileSize
FileSizeUnit
AudioCodec
VideoSignalType
FileFormatWrapper
ColorSampling
FrameRate
FrameCount
FrameSizeHorizontal
FrameSizeVertical
AspectRatio
DataRateUnit
DataRate
VideoCaptureDeviceManufacturer
VideoCaptureDeviceModelVersion
VideoCaptureDeviceDriver
VideoCaptureDeviceDriverVersion
EncodeSoftwareManufacturer
EncodeSoftwareVersion
HostComputerName
HostComputerBuild
VideoBitDepth
RunningTime
VIdeoCodec
AudioBitRate
ScanType
AudioCodec
AudioSchema
AudioBitDepth
AudioChannels
FrameRateUnit
AudioSampleRate
AudioSampleRateUnit
ChecksumType
ChecksumValue
ChecksumDateCreated
VIdeoCaptureDeviceType
VideoCaptureDeviceModelSerialNumber
VideoCaptureDeviceModelName
EncodeSoftware
ComputerManufacturer
HostComputerVersion
OperatingSystem

In addition, we provide embedded metadata in all <BEXT> headers of WAV files at no extra cost. Our BEXT headers include all fields strongly recommended in the FADGI guidelines, *Embedding Metadata in Digital Audio Files*:

- ORIGINATOR
- ORIGINATOR REFERENCE
- DESCRIPTION
- ORIGINATION DATE
- VERSION
- UMID
- RESERVED

We can also include the following FADGI recommended and optional elements:

- ORIGINATION TIME
- TIME REFERENCE
- BEXT VERSION
- CODING HISTORY

QUALITY CONTROL

Quality control begins before we undertake digitization. Initial QC begins with regular hardware and software validation to ensure quality and accuracy for successful and safe playback and digitization. Our IT department monitors all digitization, transcoding, and quality control software for performance and compatibility. Our playback machines are maintained in optimal condition.



Once originals have undergone a thorough physical inspection, each asset is monitored throughout the transfer process. The engineer takes careful notes during ingest, documenting any damage or errors inherent to the program. Those notes are later integrated into the client's metadata.

Our audio studios are equipped with **Cube-Tec Quadriga** software. This software provides real time audio analysis and error logging, flagging aberrations or defects in a recording. The software also generates a per-second report, which our engineers can use to review the files. After digital files have been created, the initial transfer engineer will spot-check each file at 30-second intervals.

EXAMPLES OF THE QC FUNCTIONS MONITORED BY QUADRIGA

- Digital Zero
- Clips or Clipping
- Modulation and Breaks
- Signal-to-Noise Ratio
- Pops/Clicks/Hiss/Buzz
- Hum
- Distortion
- Azimuth/Phase Problems

For video, upon completion of ingest, all uncompressed preservation master files are spot-checked at 30-second intervals and are run through the automated Digimetrics Aurora quality control software tool for quality and accuracy. Digimetrics first developed Aurora in 2008 to answer the call for QC analysis for digital files in the broadcast and media sector. We have worked closely with Digimetrics since 2011 to help build and develop an efficient and automated QC tool that delivers dependable results. We run Digimetrics Aurora on its own server with a NVIDIA Tesla C2050 Processor for high speed performance. Aurora monitors more than seventy-five syntax and algorithm audio and video tests.

Our QC department reviews the Quadriga reports. If the reports indicate a significant anomaly, one of our QC technicians examines the digital file closely for any analog or digital artifacts. If an artifact or error is discovered the QC technician informs and consults with the engineers. The engineers reexamine the asset and, based on their findings, will determine if it needs to be re-ingested.

Once each master file passes both automated and human-performed QC, the derivative files are transcoded. Completed derivatives are inspected through one-minute playback at the beginning, middle, and end of each file (3

minutes total). They are also reviewed through MediaInfo and compared against the master file. If a digital anomaly is found, then the derivatives are re-transcoded.

After all digital files pass through QC, they are renamed and organized into the correct directory structure through an automated utility. The QC technician reviews the finished files to confirm that filenames, directory structure, and other markings are correct. The files are then written to an external hard drive for delivery. One more pass of QC confirms that all files open and play properly, meet file format requirements, and are not flawed by noise, distortion, or digital errors.

An MD5 checksum is generated every time a file is moved to a new location to ensure the integrity of our clients' deliverables. Those checksums are re-verified after every transfer of location and are included on the drives as part of our metadata package.

The MediaPreserve guarantees the quality and accuracy of all digital files we create. Should a client find any problems or inconsistencies with any of our files, The MediaPreserve will correct and replace the files at no additional cost within 30 days of receiving QC documentation from the client.

FILE DIRECTORY AND HARD DISK DRIVES

The MediaPreserve ships all digital files according to the client's file directory structure requirements on returnable hard drives. We provide delivery in batches for many clients, and each batch shipment includes a complete inventory of files. Drives are delivered following a schedule determined by the project manager.

We customarily ship original assets ten days after the customer has received their deliverable files. To ensure the safety of original assets, it is our practice to use a shipping method that guarantees delivery within two days. We have a dedicated shipping department that handles all asset delivery, and because of their dedicated logistics work we can offer our clients fine arts coverage from the time the assets leave their facility until they are safely returned.

DELIVERABLE MEDIA OPTIONS

- Thunderbolt/USB 3.0/USB 2.0 external hard-drive
- Linear Tape Open: LTO-6, LTO-7
- RAID 5 storage array
- DVD-R, CD-R
- FTP (File Transfer Protocol) or cloud-based file transfer service
- Any other media format requested by the client

COMPANY HISTORY

PRESERVATION TECHNOLOGIES

In the 1960s the Library of Congress (LC) identified a serious preservation concern in the library and archives world: the deterioration of printed material due to acids inherent in industrialized paper composition. Determined to find a solution, LC launched a robust research agenda in the science of paper preservation, becoming the world leaders in the field.

By the late 1970s and early 1980s, LC preservation administrators had settled on using diethylzinc as a potential treatment for deacidification. They partnered with Texas Alkyls, and later with parent company AKZO Chemical, to develop a pilot plant in Houston, Texas. Parallel to this development, Union Carbide purchased the Wei T'o system developed by Richard Smith, and the FMC Corporation developed the Lithco process. With three major corporations testing out different deacidification processes, LC ran pilot tests with all three companies, and found each one unsuitable for their collections for various reasons.

While LC was performing preliminary testing, the Koppers Corporation of Pittsburgh worked with the University of California, Berkeley to develop a non-aqueous magnesium oxide suspension system that received its first patents in the mid-1980s. The process, Bookkeeper, was licensed by Richard Spatz, a retired Koppers executive. When the three large corporations failed to meet the Library's specifications, the then-head of the LC's Preservation Research and Testing Division approached Mr. Spatz and performed a small test using his process. He found that the Bookeeper process held great promise. With strong encouragement from LC, Mr. Spatz and his partner, Mr. Randall Russell, Jr., formed Preservation Technologies, L.P. in 1992, with a central mission of meeting the deacidification needs of LC and other research libraries around the world.

By 1996, Preservation Technologies was consistently meeting LC's specifications in repeated testing and quickly surpassed their target completion rate of 75,000 volumes per year. As the company progressed, we developed special methods for treating loose manuscripts in addition to bound volumes. This allowed us to treat papers from a variety of important archival collections, including the YMCA Archive in Minnesota, the papers of Carl Sandberg at the University of Illinois, and other papers from ARL libraries across the country.

Since we began, we have successfully deacidified over 5 million volumes and 10 million manuscript pages. Although other processes have been developed in the last decade, Bookkeeper is still the only deacidification process in the world approved by the Library of Congress.

Preservation Technologies revolutionized the deacidification process. By applying engineering solutions, we improved the process and lowered the treatment cost-per-book by ninety-percent. Now, a treatment that used to cost hundreds of dollars and could only be performed by an experienced conservator one item at a time could now be achieved at scale for less than fifteen dollars per volume.

THE MEDIAPRESERVE

Given our well-known success with deacidification, our growing team of library professionals, and our ethos of applying engineering solutions to preservation problems, almost fifteen years ago we were approached and asked to consider the digitization of analog audiovisual materials.

The request prompted us to consider our position on the following questions:

- Do we preserve information in some form?

- Could we bring engineering principles to bear, so that we could improve efficiency and reduce cost, and solve a problem that involved a large quantity of materials?
- Was this a problem experienced in libraries and archives worldwide?

Once we were able to positively answer these questions, we formed The MediaPreserve in 2006. We applied the same approach we had used for paper conservation. We hired the best engineers in the world to envision and build solutions for affordable, high-quality mass digitization. Then we hired the best librarians, preservation experts, and metadata specialists to ensure that we adhere to the latest standards for preservation of all formats and supply the highest quality files, metadata, and customer service to our clients.

Our media business encompasses audio, video and film, and our clientele ranges from individuals to national libraries.

KEY PERSONNEL

Robert Strauss

Vice President, Strategic Planning

Prior to joining the staff of Preservation Technologies, Mr. Strauss worked as a consultant and preservation planner with museums, libraries, archives and government agencies. He is a founder and remains a principal in the Preservation Management Institute. Mr. Strauss served as Executive Director and President of The Conservation Center for Art and Historic Artifacts in Philadelphia; Vice President, LBS, in charge of the Archival Products Division in Des Moines, and as Administrator in the Department of Printing and Graphic Arts for the University of Minnesota. He began his career as a space planner for the Chester Fritz Library at The University of North Dakota.

Mr. Strauss is author/co-author of state preservation plans for Iowa and Ohio and has served as a consultant for the Pennsylvania planning effort. He has published and performed research on the history of the book, adhesives used for book manufacture and national/international standards for bookbinding. Mr. Strauss developed the first application of digital technologies to create facsimiles of printed text. He has managed these and other conservation projects for many cultural repositories throughout the United States.

Mr. Strauss has also lectured extensively on preservation management at professional meetings and university courses and has written numerous preservation plans for cultural institutions throughout the country.

Most recently Mr. Strauss has been charged with the development and management of The MediaPreserve, an audiovisual laboratory devoted to the conversion of motion picture film, grooved or magnetic audio formats and video tape from analog to digital files. The MediaPreserve is configured to produce archival masters, edit masters, streaming files and metadata to meet the needs of museums, libraries, archives and industry.

Dawn Aveline

Director of Preservation Programs

Dawn Aveline joined Preservation Technologies in January 2019, bringing with her 8 years of experience in library and archives preservation. Before pursuing her library preservation goals, Dawn managed business development and client relations for a boutique architectural design firm specializing in large-scale water features.

In 2010 she entered UCLA's Master of Library and Information Science program specializing in Archival Studies. She worked as a student assistant in the UCLA Library Preservation Program, until graduating in 2012 and joining the Library full-time as Associate Librarian/Preservation Specialist.

In 2013, Dawn was appointed Preservation Officer and Head of Preservation and Conservation for UCLA Library. She assumed responsibility for assembling and leading a team of highly-respected experts engaged in preservation support and advocacy for the University's collections. Services she and her team provided include conservation treatment for rare and circulating collections, re-housing, exhibition preparation, stabilization and digitization of print and audiovisual materials, bindery prep, emergency preparedness and response, and environmental monitoring.

During her tenure Dawn facilitated the department's relocation and implemented the expansion of the Audiovisual Studio, adding film scanning and grooved media transfers, an eightfold increase in compact cassette and micro-cassette capacity, and doubling the video transfer systems.

Matthew Ruzomberka

Director of Technology, The MediaPreserve

Matthew is a graduate of Penn Technical Institute where he acquired an Associate degree in Specialized Technology in Electronics. He has over 25 years of experience in maintaining broadcast and production systems. Matthew started as an assistant editor at Production Masters Inc. where he learned the business from the ground up. Then he moved to Synergistic Technologies and gained experience as a field and maintenance engineer. Afterward, Matthew moved to KDKA-TV as a Broadcast Engineer before moving abroad to England to be closer to his family.

There he worked for prestigious companies such as Calrec Audio Ltd. and ITV Productions as an Electronic Engineer. He earned a Certificate in Education while teaching Electronic Engineering at Burnley College and at the University of Central Lancashire. Matthew then moved his family back to the United States to take up a position as Service Manager for Texolve Digital Inc. to oversee prestigious clients such as the National Archives, Pittsburgh Steelers and Penn State University. Matthew has attended and gained various manufacturer certifications through the years as part of his continuous professional and is an active member of SMPTE.

Heath Condiotte

Production Manager, The MediaPreserve

Heath Condiotte is an alumnus of both Pennsylvania State University and Full Sail University and is a member of the Audio Engineering Society (AES), the Association for Recorded Sound Collections (ARSC), and the National Association of Broadcasters (NAB).

Prior to helping create The MediaPreserve, Heath worked in the broadcast world for NEP Supershooters, building and repairing remote broadcast trucks. During his stay at NEP, he worked on the trucks that deliver events such as Monday Night Football, the Oscars, The US Open, and the Masters Tournament to the viewing public. Working at NEP fostered a detailed understanding of complex state of the art video and audio systems in demanding broadcast environments.

During his career, Heath has personally transferred over 10,000 open reel tapes and has had experience working with all genres and formats of recorded sound. His clients include colleges and universities, libraries, major corporations, government agencies, record labels, recording artists and private collectors. With more than 15 years of experience working with vintage analog playback equipment, Heath has made a name for himself by transferring tapes others might deem unplayable.

Heath's passion for archival work and commitment to perfection in analog transfers has garnered him credits on various remastered albums including Joe Cocker, Melissa Etheridge and Bobby Brown. His meticulous maintenance schedule for the vintage machines in the audio studios of The MediaPreserve ensures that archival magnetic media will be accessible and playable into the future.

Trey Bunn

Head of Audio Engineering, The MediaPreserve

After working for several years in radio production in Georgia and South Carolina, Trey decided to leave the entertainment industry and pursue a career in libraries instead. It was while earning his graduate degree in Library and Information Science at the University of South Carolina that he learned of the preservation needs of sound recordings, prompting a desire to merge his previous career with his impending one.

Since then, Trey has worked in libraries, museums, and archives, handling a wide range of audiovisual materials. His duties have also included developing, maintaining, and operating digital audio and video workstations that integrate various obsolete playback devices to digitize old analog recordings, enabling their use by future generations. Most recently, he served as Audiovisual Conservator at the Emory University Libraries in Atlanta, Georgia, to digitize and restore many different kinds of recordings, and also facilitating grants to outsource work to vendors.

Bringing this diverse background of experiences, Trey has joined The MediaPreserve in late 2018 as the new Head of Audio Engineering, leading a growing team of talented and capable individuals who will continue to expand the company's capabilities in digitizing and preserving audio recordings.

Tim Carranza

Head of Video Engineering, The MediaPreserve

Timothy brings over 30 years of experience in Film and Television Post Production to The Media Preserve, joining the team in late 2018.

Timothy joined Fotokem in the late 80's, where he gained experience in cleaning, Hot and Cold splicing, as well as Negative and Positive assembly of 35mm and 16mm film for Telecine transfer of dailies and home video. He later joined their Video Duplication department, where he became shift lead, gaining experience in Analog video formats as well as Digital Component and Composite formats.

In 1995, Timothy joined International Image/Sonic Foundry which ultimately became part of Deluxe Digital Media for the next 23 years. Starting off as a Shift Lead in their Dubbing Department, he was quickly promoted to their Special Projects Team. He also set up and lead the Image Plus Department for the remastering of 4x3 material to 16x9 wide screen broadcast for PAL Plus wide screen broadcasts. From here, Timothy was promoted to Manager of the Special Projects team. At this time, the industry was transitioning from SD to HD, so Timothy worked to train the employees to be experts in HD and applied the knowledge of 2:3 cadence correction and high-end standards conversions to HD. His team successfully upconverted and frame rate converted many shows from 60 and 50 field video to 23.98 and 24fps progressive. This work has garnered Timothy film credits for "Dogtown and Z-Boys", "Riding Giants", and Ron Howard's "The Beatles: Eight Days A Week".

Timothy was the Director of Video Tape Services before leaving Deluxe. As the director, he transitioned the department from Video Tape to Video Tape work, to File to Video Tape and File to File work by bringing care and expertise to this new work flow. This also involved using motion predictive standards conversions, frame rate conversions and de-interlacing. Through this, Timothy has worked on large video preservation projects for Warner Bros, Comic Con, NBC Sports and others.

Grant Fletcher

Senior Video Engineer, The MediaPreserve

Mr. Fletcher comes to The MediaPreserve with 33 years of experience in film and broadcast television. His career started in film as a camera assistant and editor before moving into broadcast television.

Over17 years at a CBS affiliate he rose through every engineering and production position from Master Control Engineer to Production Manager. He then moved into the Broadcast Operations Manager position at WQED Multimedia, which is one of top PBS stations in the country. Following this position, Grant was a freelance Video Engineer and Director for WQED and Velocity Worldwide Media working on live local, national, and international high definition entertainment and corporate productions from facilities all over the United States.

Mr. Fletcher stepped away from live television production and into video preservation and migration as the senior video engineer/coordinator at Iron Mountain Digital Studios for the last 5 years. At IMDS he served clients including major record labels, television networks and corporations, performing on-demand transfer and preservation as well as mass migrations. In 33 years his career has spanned the history of videotape from the earliest analog to the current digital formats.

Diana Little

Head of Film Preservation, The MediaPreserve

Diana Little received her Bachelor's degree from Vassar College, where she studied 16mm filmmaking and video production as well as cinema history and theory, in 1998. Upon graduation, she was inducted into Phi Beta Kappa and received both general and Film Department honors. As a student in the 2003 class at the L. Jeffrey Selznick School of Film Preservation at George Eastman House, Diana became immersed in the world of film archiving and broadened her understanding of cinema through a familiarization with the history and nature of the physical properties of all types of film.

Prior to attending the Selznick School, Diana had completed a year-long internship in the optical printing department of Cineric, Inc., a photochemical and digital motion picture lab that specializes in preservation and restoration. After completing her studies, she returned to Cineric as Preservation Specialist and served in that role for seven years. In this capacity, Diana prepared preservation plans and directed workflow for individual projects and collections. Her duties were not strictly supervisory, however, and much of her time was spent inspecting and repairing archival film and operating a film recorder. Diana had the pleasure at Cineric of working with a wide range of clients that included Anthology Film Archives, Eye Film Institute Netherlands, Sony Pictures Entertainment, The Museum of Modern Art, and the International Olympic Committee. She either oversaw or contributed to the preservation of works by Andy Warhol, Leni Riefenstahl, Elia Kazan, and Maya Deren, among many others.

Diana has served as Head of Film Preservation at The MediaPreserve since 2010. She is responsible for overall operations of the Film Department, including equipment purchases and maintenance, development of preservation strategies, film preparation and cleaning, scanner calibration and operation, color correction, and quality control of master files. She performs much of the preservation work herself in addition to supervising film inspection and scanning technicians. The collections Diana has worked with at The MediaPreserve have been extremely diverse in both content and carrier. They have included such unusual formats as 9.5mm, 22mm and 35mm filmstrips, and spanned genres comprising home movies, propaganda, documentaries, scientific films, and works of art. She also had the recent opportunity to make high-resolution scans of a collection of delicate nitrate prints from the very beginning of the 20th century.

Diana is an active participant in the moving image archiving field. She is a 12-year member of AMIA and has compiled the AMIA Newsletter calendar of events since 2009. Other volunteer activities with AMIA have included a term as co-chair of the Small Gauge and Amateur Film Committee and participation in the scholarship selections and mentor breakfast. She has contributed to *The Moving Image* journal as a reviewer and provided editorial contributions to the Mellon Foundation/NFPF *Film Preservation Guide*. Diana has presented on film preservation and related topics for Columbia University, the George Eastman House, the Whitney Museum, Pittsburgh Filmmakers, and Women in Film and Television International. She served on the steering committee of The Women's Film Preservation Fund from 2003-2009 and continues to participate in their efforts as a technical consultant. Diana was also featured as an expert on an episode of the PBS program *The History Detectives* that focused on a fragment of early optical sound film.

David Cetra

Senior Film Engineer, The MediaPreserve

After graduating from the University of Pittsburgh with a bachelor's degree in film studies, David Cetra began his career in motion picture preservation and restoration in 1993 at WRS Film and Video Laboratory in Pittsburgh, Pennsylvania.

At WRS lab, David started as a film preparation technician working on the FOX Movietone Newsreel project. Films were identified, repaired, and assembled into reels to be transferred onto multiple videotape formats. David was promoted into the color timing department at WRS Lab in 1995. As a film timer he was responsible for the grading of both color and black and white films using traditional photochemical techniques, as well as the cueing of 16mm and 35mm A-B roll negatives for contact printing.

In 1998, David moved to Los Angeles, California to continue working as a film timer for Cinetech. At Cinetech, he worked on both preservation and full restoration projects of theatrical motion pictures from the silent era up to the 1960s.

Over the years David became an integral part of Cinetech by taking a more active role on more of the technically challenging restoration projects. He has done restoration work for all the major Hollywood studios, the UCLA Film and Television Archive, The Film Foundation, the Academy of Motion Picture Arts and Sciences Archive, and the Museum of Modern Art.

During his tenure at Cinetech David expanded his knowledge base of photochemical motion picture timing and printing techniques to include gamma testing, push and pull processing, special printing techniques, color inject flashing techniques (to replicate silent era tinting and toning), and eventually would contribute highly in the development of Cinetech's digital black and white negative film recording process.

Some of the restoration projects that he is credited with include: The Red Shoes, The Barefoot Contessa, On the Waterfront, Of Mice and Men, The Night of the Hunter, Paths of Glory, In the Heat of the Night, Intolerance, Suddenly Last Summer and Repulsion.

In June of 2013, David returned to Pittsburgh and began work for The MediaPreserve as a film technician. He is responsible for the inspection, repair, and cleaning of all film material arriving at the facility prior to digital ingest via scanners. David has also been involved with visual quality control of digital master files, embedding of additional metadata into files, preparation of videotape for digitization, and digital editing and color correction.

Herb Stull

Director of Information Technology

Herb Stull has been working in the Information Technology field for more than 30 years and has expertise in all the major IT disciplines, including networking/communications infrastructure and security, application development, fibre channel and high-performance storage technology and analog to digital transfer technology. He designs the storage systems, computer workstations and workflows used at The MediaPreserve to perform the digital transfer of audio, film and video assets.

He developed the *MediaKeeper* application using Microsoft Visual Studio 2010 and Microsoft SQL Server as a tool to track incoming media assets, manage the workflow required to create the derivatives and associated files for delivery, and make sure that the originals are returned to their owners. *MediaKeeper* is designed to track your media and deliver the associated preservation information according to your specifications.

Madison Stubblefield

Quality Control Specialist, The MediaPreserve

Madison earned an MLIS degree with a specialization in Archives, Preservation, and Records Management at the University of Pittsburgh, and a BA in English and Linguistics from the University of Alabama at Birmingham. Prior to joining The MediaPreserve, Madison interned at the Archives Service Center and the Digital Research Library at the University of Pittsburgh. Prior to his internship, he worked as a digital video librarian and copy editor for a Seattle-based internet start-up. He also has experience digitizing, cataloging, and quality-checking thousands of hours of video assets at the Vanderbilt Television News Archive in Nashville, Tennessee. After serving over a year as a project coordinator and XML metadata specialist, Madison has transferred to Quality Control, where he oversees the post-processing, including the transcoding process, the creation of the naming structure, and the building of deliverables.

Kelly Applegate

Metadata Specialist, The MediaPreserve

Kelly earned her MLIS degree and a certificate in Special Collections from the School of Information Sciences at the University of Illinois at Urbana-Champaign. During her program she completed practicums with both the University of Illinois Archives and the Spurlock Museum of World Cultures. She has published scholarly work with both libraryjournal.com and Cataloging & Classification Quarterly. Before joining The MediaPreserve, Kelly was a Metadata Assistant for the University of Illinois' institutional repository, IDEALS, and a Digital Collections Analysis Assistant for the Preservation Department of the main library.

Christopher Mills

Preservation Program Specialist

Christopher holds a BA in History and Religious Studies from Westminster College, an MA in Social Sciences from the University of Chicago, as well as an MLIS degree from the University of Pittsburgh. Prior to working at the MediaPreserve, Christopher interned at the Archive of European Integration at the University of Pittsburgh, where he digitized and processed archival collections. He has also held positions at the Carnegie Museums of Art and Natural History as Outreach Coordinator and Educational Assistant.

IV. APPENDICES

APPENDIX A: STANDARD MOVING IMAGE XML METADATA

```
<?xml version="1.0" encoding="utf-8"?>
<MediaAsset>
  <Original>
    <Title>var0001</Title>
    <Markings>Children of apartheid with Walter Cronkite</Markings>
    <RunningTime>00:51:43</RunningTime>
    <FormatType>VHS</FormatType>
    <StockBrand>None</StockBrand>
    <ReelSize>60 min.</ReelSize>
    <SourceDeckType>SVHS, VHS, SP, LP, SLP</SourceDeckType>
    <SourceDeckManufacturer>Panasonic</SourceDeckManufacturer>
    <SourceDeckModel>AG-1980P</SourceDeckModel>
    <SourceDeckSerialNumber>C0TC00547</SourceDeckSerialNumber>
    <VideoCorrectionDeviceType>N/A</VideoCorrectionDeviceType>
    <VideoCorrectionDeviceManufacturer>N/A</VideoCorrectionDeviceManufacturer>
    <VideoCorrectionDeviceModelName>N/A</VideoCorrectionDeviceModelName>
    <VideoCorrectionDeviceModelVersion>N/A</VideoCorrectionDeviceModelVersion>
    <VideoCorrectionDeviceModelSerialNumber>N/A</VideoCorrectionDeviceModelSerialNumber>
    <PictureQuality>Good</PictureQuality>
    <DropOutActivity>Low</DropOutActivity>
    <VideoStandard>NTSC 525</VideoStandard>
    <RFLevel>Normal</RFLevel>
    <TimeCode>N/A</TimeCode>
    <AudioQuality>Good</AudioQuality>
    <SoundFieldLevel1>Mono</SoundFieldLevel1>
    <SoundFieldLevel2>Ch1, Ch2</SoundFieldLevel2>
    <NoiseReductionLevel1>No</NoiseReductionLevel1>
    <NoiseReductionLevel2>N/A</NoiseReductionLevel2>
    <StudioXferMethod>Svideo</StudioXferMethod>
    <TransferComments>Audio is 2 channels mono. There are some dropouts in the video. Horizontal
      blanking is wide as recorded, black bar to the right of the picture.</TransferComments>
    <Originator>The MediaPreserve, a division of Preservation Technologies, LP</Originator>
    <OriginatorAddress>111 Thomson Park Drive, Cranberry Township, PA
      16066-6424</OriginatorAddress>
    <VisualInspection>
      <StickyShed>N/A</StickyShed>
      <HeadClogging>N/A</HeadClogging>
    </VisualInspection>
    <SpecialHandling>
      <VideoRestoration>No</VideoRestoration>
      <AudioRestoration>No</AudioRestoration>
      <Cleaning>No</Cleaning>
      <Baking>No</Baking>
      <TapeLubrication>No</TapeLubrication>
      <SpliceRepair>No</SpliceRepair>
      <CassetteRepair>No</CassetteRepair>
      <Re-Shelling>No</Re-Shelling>
      <ReelReplacement>No</ReelReplacement>
    </SpecialHandling>
  </Original>
  <PreservationMaster>
```

```
      <Type>UncompressedMOV</Type>
      <FileName>var0001m.mov</FileName>
      <FileSize>82.94</FileSize>
      <FileSizeUnit>GB</FileSizeUnit>
      <RunningTime>00:51:43</RunningTime>
      <DateCreated>4/26/2013 10:09:00 AM</DateCreated>
      <VideoCaptureDeviceType>PCIe Board</VideoCaptureDeviceType>
      <VideoCaptureDeviceManufacturer>Digital Rapids</VideoCaptureDeviceManufacturer>
      <VideoCaptureDeviceModelName>DRC-2200</VideoCaptureDeviceModelName>
      <VideoCaptureDeviceModelVersion>N/A</VideoCaptureDeviceModelVersion>

<VideoCaptureDeviceModelSerialNumber>0x5D2805130A0B0102</VideoCaptureDeviceModelSerialNumber>
      <VideoCaptureDeviceDriver>N/A</VideoCaptureDeviceDriver>
      <VideoCaptureDeviceDriverVersion>3.7.3.32</VideoCaptureDeviceDriverVersion>
      <ChecksumValue>33C22753EC07015FEED48B91B0CD6B19</ChecksumValue>
      <ChecksumType>MD5</ChecksumType>
      <ChecksumDateCreated>5/2/2013 6:59:27 AM</ChecksumDateCreated>
      <EncodeSoftwareManufacturer>Digital Rapids</EncodeSoftwareManufacturer>
      <EncodeSoftware>Stream</EncodeSoftware>
      <EncodeSoftwareVersion>3.7.3.32</EncodeSoftwareVersion>
      <VideoCodec>Blackmagic v210 YUV</VideoCodec>
      <FileFormatWrapper>MOV</FileFormatWrapper>
      <ColorSampling>4:2:2</ColorSampling>
      <FrameSizeHorizontal>720</FrameSizeHorizontal>
      <FrameSizeVertical>486</FrameSizeVertical>
      <AspectRatio>3:2</AspectRatio>
      <FrameRate>29.97fps</FrameRate>
      <FrameCount>15515</FrameCount>
      <DataRate>224</DataRate>
      <DataRateUnit>Mbps</DataRateUnit>
      <VideoBitDepth>10</VideoBitDepth>
      <ScanType>Interlaced</ScanType>
      <AudioCodec>PCM</AudioCodec>
      <AudioSchema>Uncompressed</AudioSchema>
      <AudioBitDepth>24</AudioBitDepth>
      <AudioChannels>2</AudioChannels>
      <AudioSampleRate>48</AudioSampleRate>
      <AudioSampleRateUnit>KHz</AudioSampleRateUnit>
      <AudioBitRate>2304Kbps</AudioBitRate>
      <ComputerManufacturer>Dell</ComputerManufacturer>
      <HostCompuerName>Precision</HostCompuerName>
      <HostComputerVersion>T7500</HostComputerVersion>
      <HostComputerBuild>N/A</HostComputerBuild>
      <OperatingSystem>Windows 7</OperatingSystem>
      <OperatingSystemVersion>Professional</OperatingSystemVersion>
    </PreservationMaster>
    <Streaming>
      <Type>H264</Type>
      <FileName>var0001s.mp4</FileName>
      <FileSize>598.79</FileSize>
      <FileSizeUnit>MB</FileSizeUnit>
      <RunningTime>00:51:43</RunningTime>
      <DateCreated>8/3/2013 9:18:13 AM</DateCreated>
      <ChecksumValue>CA254F90106BCB46A822DFD9B9F44687</ChecksumValue>
      <ChecksumType>MD5</ChecksumType>
      <ChecksumDateCreated>8/3/2013 9:46:48 AM</ChecksumDateCreated>
```

```
    <EncodeSoftwareManufacturer>Digital Rapids</EncodeSoftwareManufacturer>
    <EncodeSoftware>Stream</EncodeSoftware>
    <EncodeSoftwareVersion>3.7.3.32</EncodeSoftwareVersion>
    <VideoCodec>Digital Rapids AVC for Web version 3.1.2</VideoCodec>
    <FileFormatWrapper>MP4</FileFormatWrapper>
    <ColorSampling>4:2:0</ColorSampling>
    <FrameSizeHorizontal>720</FrameSizeHorizontal>
    <FrameSizeVertical>540</FrameSizeVertical>
    <AspectRatio>4:3</AspectRatio>
    <FrameRate>29.97fps</FrameRate>
    <FrameCount>15515</FrameCount>
    <DataRate>1500</DataRate>
    <DataRateUnit>Kbps</DataRateUnit>
    <VideoBitDepth>8</VideoBitDepth>
    <ScanType>Progressive</ScanType>
    <AudioCodec>AAC(Low Complexity)</AudioCodec>
    <AudioSchema>Compressed</AudioSchema>
    <AudioBitDepth>16</AudioBitDepth>
    <AudioChannels>2</AudioChannels>
    <AudioSampleRate>44.1</AudioSampleRate>
    <AudioSampleRateUnit>KHz</AudioSampleRateUnit>
    <AudioBitRate>160Kbps</AudioBitRate>
    <ComputerManufacturer>Dell</ComputerManufacturer>
    <HostCompuerName>Precision</HostCompuerName>
    <HostComputerVersion>T7500</HostComputerVersion>
    <HostComputerBuild>N/A</HostComputerBuild>
    <OperatingSystem>Windows 7</OperatingSystem>
    <OperatingSystemVersion>Professional</OperatingSystemVersion>
</Streaming>
<MPEG2-DVD>
    <Type>MPEG2</Type>
    <FileName>var0001d.mp2</FileName>
    <FileSize>2.53</FileSize>
    <FileSizeUnit>GB</FileSizeUnit>
    <RunningTime>00:51:43</RunningTime>
    <DateCreated>8/3/2013 9:18:13 AM</DateCreated>
    <ChecksumValue>ACE15C096E89A644961CD9A4F9532D8A</ChecksumValue>
    <ChecksumType>MD5</ChecksumType>
    <ChecksumDateCreated>8/3/2013 9:47:30 AM</ChecksumDateCreated>
    <EncodeSoftwareManufacturer>Digital Rapids</EncodeSoftwareManufacturer>
    <EncodeSoftware>Stream</EncodeSoftware>
    <EncodeSoftwareVersion>3.7.3.32</EncodeSoftwareVersion>
    <VideoCodec>MainConcept - MPEG2</VideoCodec>
    <FileFormatWrapper>MP2</FileFormatWrapper>
    <ColorSampling>4:2:0</ColorSampling>
    <FrameSizeHorizontal>720</FrameSizeHorizontal>
    <FrameSizeVertical>480</FrameSizeVertical>
    <AspectRatio>4:3</AspectRatio>
    <FrameRate>29.97fps</FrameRate>
    <FrameCount>15515</FrameCount>
    <DataRate>8</DataRate>
    <DataRateUnit>Kbps</DataRateUnit>
    <VideoBitDepth>8</VideoBitDepth>
    <ScanType>Progressive</ScanType>
    <AudioCodec>MPEG-Layer2</AudioCodec>
    <AudioSchema>Compressed</AudioSchema>
```

```
      <AudioBitDepth>16</AudioBitDepth>
      <AudioChannels>2</AudioChannels>
      <AudioSampleRate>48</AudioSampleRate>
      <AudioSampleRateUnit>KHz</AudioSampleRateUnit>
      <AudioBitRate>192Kbps</AudioBitRate>
      <ComputerManufacturer>Dell</ComputerManufacturer>
      <HostCompuerName>Precision</HostCompuerName>
      <HostComputerVersion>T7500</HostComputerVersion>
      <HostComputerBuild>N/A</HostComputerBuild>
      <OperatingSystem>Windows 7</OperatingSystem>
      <OperatingSystemVersion>Professional</OperatingSystemVersion>
   </MPEG2-DVD>
</MediaAsset>
```

APPENDIX B: STANDARD AUDIO XML METADATA


```
<?xml version="1.0" encoding="UTF-8"?>
<MediaAsset xmlns:fits="http://hul.harvard.edu/ois/xml/ns/fits/fits_output"
   xmlns:xsi="http://www.w3.org/2001/XMLSchema-instance" xmlns:aes="http://www.aes.org/audioObject"
   xmlns:tcf="http://www.aes.org/tcf">
   <Original>
      <Title>bxoh_78</Title>
      <Markings>Cumberbach, William; Burnett, R.; Morrisania</Markings>
      <RunningTime>00:11:47</RunningTime>
      <RecordDate>November 27, 1982</RecordDate>
      <FormatType>Cassette</FormatType>
      <StockBrand>Scotch</StockBrand>
      <TapeModel>AVC</TapeModel>
      <SoundField>Stereo</SoundField>
      <NoiseReduction>None</NoiseReduction>
      <TransferComments>B side blank.</TransferComments>
      <ConditionReport/>
   </Original>
   <PreservationMaster>
      <MediaKeeper>
         <CustomerFilename>bxoh_78_preservation.wav</CustomerFilename>
         <Checksum>7cb776b9815cf88e17d15a309a1e6c37</Checksum>
         <RunningTime>00:11:47</RunningTime>
         <BitPerSample>24</BitPerSample>
         <BitRate>4608000</BitRate>
         <SampleRate>96000</SampleRate>
         <SoundFieldFromJhove>2</SoundFieldFromJhove>
         <FileSizeInBytes>407791258</FileSizeInBytes>
         <FileSizeInKB>398233.7</FileSizeInKB>
         <FileSizeInMB>388.9001</FileSizeInMB>
         <FileSizeInGB>0.3798</FileSizeInGB>
         <FaceDesignation>A</FaceDesignation>
         <TrackDesignation>00</TrackDesignation>
         <RegionDesignation>01</RegionDesignation>
         <ComputerManufacturer>Dell</ComputerManufacturer>
         <HostComputerName>Precision</HostComputerName>
         <HostComputerVersion>T3500</HostComputerVersion>
         <OperatingSystem>Windows 7</OperatingSystem>
         <OperatingSystemVersion>Professional</OperatingSystemVersion>
         <A2D_DeviceType>Analog to Digital Converter</A2D_DeviceType>
         <A2D_DeviceManufacturer>Antelope Audio</A2D_DeviceManufacturer>
         <A2D_DeviceModelName>Orion 32</A2D_DeviceModelName>
         <A2D_DeviceModelVersion>N/A</A2D_DeviceModelVersion>
         <A2D_DeviceDriver>Antelope Audio</A2D_DeviceDriver>
         <A2D_DeviceDriverVersion>424 mkIII</A2D_DeviceDriverVersion>
         <Deck_EquipmentBarcode>EMST1227</Deck_EquipmentBarcode>
         <Deck_Description>Tascam 424 6</Deck_Description>
         <Deck_Brand>Tascam</Deck_Brand>
         <Deck_Model>424 mkIII</Deck_Model>
         <Deck_SerialNumber>0290532</Deck_SerialNumber>
      </MediaKeeper>
      <MetaData>
         <WaveFormat>
            <FileFormat>BWF bext only</FileFormat>
            <WaveFormatTag value="1">PCM</WaveFormatTag>
```

```
        <Channels>2</Channels>
        <SamplesPerSec>96000</SamplesPerSec>
        <AvgBytesPerSec>576000</AvgBytesPerSec>
        <BlockAlign>6</BlockAlign>
        <BitsPerSample>24</BitsPerSample>
      </WaveFormat>
      <BextData>
        <Description>Unidentified College</Description>
        <Originator>The MediaPreserve</Originator>
        <OriginationDate>2014-05-15</OriginationDate>
        <OriginationTime>12:30:33</OriginationTime>
        <BwfVersion>1</BwfVersion>
<Umid>0x060A2B340101010501010920130000005654490 10C25FF4C9946B33A49AE9316</Umid>
        <CodingHistory>
          <Line num="1">
            <CodingAlgorithm>ANALOG</CodingAlgorithm>
            <Mode>stereo</Mode>
            <Text>Tascam 122 mkIII; analog cassette</Text>
          </Line>
          <Line num="2">
            <CodingAlgorithm>PCM</CodingAlgorithm>
            <SamplingFrequency>96000</SamplingFrequency>
            <WordLength>24</WordLength>
            <Mode>stereo</Mode>
            <Text>Mytek; 8X192ADDA; A/D</Text>
          </Line>
          <Line num="3">
            <CodingAlgorithm>PCM</CodingAlgorithm>
            <SamplingFrequency>96000</SamplingFrequency>
            <WordLength>24</WordLength>
            <Mode>stereo</Mode>
            <Text>RME; AES32; DIO</Text>
          </Line>
          <Line num="4">
            <CodingAlgorithm>PCM</CodingAlgorithm>
            <SamplingFrequency>96000</SamplingFrequency>
            <WordLength>24</WordLength>
            <Mode>stereo</Mode>
            <Text>Analog Observer</Text>
          </Line>
          <Line num="5">
            <CodingAlgorithm>PCM</CodingAlgorithm>
            <SamplingFrequency>96000</SamplingFrequency>
            <WordLength>24</WordLength>
            <Mode>stereo</Mode>
            <Text>Rewrite FSC</Text>
          </Line>
        </CodingHistory>
      </BextData>
      <QualityReport>
        <BasicData>
          <ArchiveNumber>bxoh_78_preservation</ArchiveNumber>
          <Duration>
            <Time>00:11:47:96</Time>
            <Samples>67965058</Samples>
          </Duration>
```

```
</BasicData>
<QualityEvents>
  <Event num="1" pos="Begin">
    <Mode>A</Mode>
    <Priority>5</Priority>
    <Name>DigitalZero</Name>
    <BwfName>DigitalZeroOn</BwfName>
    <TimeCode format="time">00:00:00:00</TimeCode>
    <SampleCount>0000000000</SampleCount>
    <Status>Undefined</Status>
  </Event>
  <Event num="1" pos="End">
    <Mode>A</Mode>
    <Priority>5</Priority>
    <Name>DigitalZero</Name>
    <BwfName>DigitalZeroOff</BwfName>
    <TimeCode format="time">00:00:03:00</TimeCode>
    <SampleCount>0000288000</SampleCount>
    <Status>Undefined</Status>
  </Event>
  <Event num="2" pos="Begin">
    <Mode>A</Mode>
    <Priority>5</Priority>
    <Name>DigitalZero</Name>
    <BwfName>DigitalZeroOn</BwfName>
    <TimeCode format="time">00:11:37:96</TimeCode>
    <SampleCount>0067005058</SampleCount>
    <Status>Undefined</Status>
  </Event>
  <Event num="2" pos="End">
    <Mode>A</Mode>
    <Priority>5</Priority>
    <Name>DigitalZero</Name>
    <BwfName>DigitalZeroOff</BwfName>
    <TimeCode format="time">00:11:47:96</TimeCode>
    <SampleCount>0067965058</SampleCount>
    <Status>Undefined</Status>
  </Event>
  <Event num="3" pos="Begin">
    <Mode>A</Mode>
    <Priority>0</Priority>
    <Accuracy>35</Accuracy>
    <Name>Modulation</Name>
    <BwfName>StartModulation</BwfName>
    <TimeCode format="time">00:00:10:51</TimeCode>
    <SampleCount>0001009535</SampleCount>
    <Status>Undefined</Status>
  </Event>
  <Event num="3" pos="End">
    <Mode>A</Mode>
    <Priority>0</Priority>
    <Accuracy>95</Accuracy>
    <Name>Modulation</Name>
    <BwfName>EndModulation</BwfName>
    <TimeCode format="time">00:11:38:26</TimeCode>
    <SampleCount>0067033160</SampleCount>
```

```
            <Status>Undefined</Status>
          </Event>
          <Event num="4">
            <Mode>A</Mode>
            <Priority>4</Priority>
            <Accuracy>95</Accuracy>
            <Channel>1</Channel>
            <Name>CriticalStop</Name>
            <BwfName>CriticalStop</BwfName>
            <TimeCode format="time">00:11:37:96</TimeCode>
            <SampleCount>0067004360</SampleCount>
            <Status>Undefined</Status>
          </Event>
          <Event num="5">
            <Mode>A</Mode>
            <Priority>4</Priority>
            <Accuracy>95</Accuracy>
            <Channel>2</Channel>
            <Name>CriticalStop</Name>
            <BwfName>CriticalStop</BwfName>
            <TimeCode format="time">00:11:37:96</TimeCode>
            <SampleCount>0067004359</SampleCount>
            <Status>Undefined</Status>
          </Event>
        </QualityEvents>
        <QualityParameter>
          <MaxPeak>-8.30 -10.19</MaxPeak>
          <MeanLevel>-45.01 -36.04</MeanLevel>
          <HeightLoss>0.00065 0.00066</HeightLoss>
          <Correlation>0.38</Correlation>
          <Dynamic>59.28 54.32</Dynamic>
          <ClippedSamples>0 0</ClippedSamples>
          <BackgroundNoiseLevel>67.58 64.51</BackgroundNoiseLevel>
          <BandWidth>818.71 3625.73</BandWidth>
          <Azimuth>0.02180</Azimuth>
          <Balance>-8.97</Balance>
          <DcOffset>-0.0 -0.0</DcOffset>
          <Speech>97.2</Speech>
          <Stereo>100.0</Stereo>
          <QualityFactor>0</QualityFactor>
          <FileStatus>U</FileStatus>
        </QualityParameter>
        <OperatorComment>Transferred at TheMediaPreserve --- Transferred at
          TheMediaPreserve</OperatorComment>
      </QualityReport>
    </MetaData>
    <fits xmlns="http://hul.harvard.edu/ois/xml/ns/fits/fits_output"
      xsi:schemaLocation="http://hul.harvard.edu/ois/xml/ns/fits/fits_output
http://hul.harvard.edu/ois/xml/xsd/fits/fits_output.xsd"
      version="0.8" timestamp="5/24/14 7:39 AM">
      <identification>
        <identity format="Waveform Audio" mimetype="audio/x-wave" toolname="FITS"
          toolversion="0.8">
          <tool toolname="OIS Audio Information" toolversion="0.1"/>
          <tool toolname="Exiftool" toolversion="9.13"/>
          <tool toolname="NLNZ Metadata Extractor" toolversion="3.4GA"/>
```

```
    </identity>
  </identification>
  <fileinfo>
    <size toolname="Jhove" toolversion="1.5">407791258</size>
    <lastmodified toolname="Exiftool" toolversion="9.13" status="SINGLE_RESULT"
      >2014:05:15 14:01:09-04:00</lastmodified>
    <filepath toolname="OIS File Information" toolversion="0.2" status="SINGLE_RESULT"
      >\bxoh_78\bxoh_78_preservation.wav</filepath>
    <filename toolname="OIS File Information" toolversion="0.2" status="SINGLE_RESULT"
      >bxoh_78_preservation.wav</filename>
    <md5checksum toolname="OIS File Information" toolversion="0.2"
      status="SINGLE_RESULT">7cb776b9815cf88e17d15a309a1e6c37</md5checksum>
    <fslastmodified toolname="OIS File Information" toolversion="0.2"
      status="SINGLE_RESULT">1400176869979</fslastmodified>
  </fileinfo>
  <toolOutput>
    <tool name="NLNZ Metadata Extractor" version="3.4GA">
      <WAV xmlns="">
        <METADATA>
          <FILENAME>bxoh_78_preservation.wav</FILENAME>
          <SEPARATOR>\</SEPARATOR>
          <PARENT>\bxoh_78</PARENT>
          <CANONICALPATH>\bxoh_78\bxoh_78_preservation.wav</CANONICALPATH>
          <ABSOLUTEPATH>\bxoh_78\bxoh_78_preservation.wav</ABSOLUTEPATH>
          <PATH>\bxoh_78\bxoh_78_preservation.wav</PATH>
          <FILE>true</FILE>
          <DIRECTORY>false</DIRECTORY>
          <FILELENGTH>407791258</FILELENGTH>
          <HIDDEN>false</HIDDEN>
          <ABSOLUTE>true</ABSOLUTE>
          <URL>file:/F:/UNID2014040201/bxoh_78/bxoh_78_preservation.wav</URL>
          <URI>file:/F:/UNID2014040201/bxoh_78/bxoh_78_preservation.wav</URI>
          <READ>true</READ>
          <WRITE>true</WRITE>
          <EXTENSION>wav</EXTENSION>
          <MODIFIED>2014-05-15 14:01:09</MODIFIED>
          <DATE>20140515</DATE>
          <DATEPATTERN>yyyyMMdd</DATEPATTERN>
          <TIME>140109979</TIME>
          <TIMEPATTERN>HHmmssSSS</TIMEPATTERN>
          <TYPE>audio/wav</TYPE>
          <PID>null</PID>
          <OID>null</OID>
          <FID>null</FID>
          <PROCESSOR>unknown</PROCESSOR>
        </METADATA>
        <RIFF>
          <LENGTH>407791250</LENGTH>
          <SUBTYPE>WAVE</SUBTYPE>
        </RIFF>
        <WAVE>
          <TYPE>fmt</TYPE>
          <LENGTH>16</LENGTH>
          <FORMAT>1</FORMAT>
          <CHANNELS>2</CHANNELS>
          <SAMPLESPERSEC>96000</SAMPLESPERSEC>
```

```
            <AVERAGEBYTESPERSEC>576000</AVERAGEBYTESPERSEC>
            <NBLOCKALIGN>6</NBLOCKALIGN>
            <BITSPERSAMPLE>24</BITSPERSAMPLE>
          </WAVE>
          <DATA>
            <TYPE>data</TYPE>
            <LENGTH>407790348</LENGTH>
          </DATA>
          <BEXT>
            <TYPE>bext</TYPE>
            <LENGTH>858</LENGTH>
            <DESCRIPTION>UNIDan College</DESCRIPTION>
            <ORIGINATOR>The MediaPreserve</ORIGINATOR>
            <ORIGINATORREF/>
            <ORIGINATORDATE>2014-05-15</ORIGINATORDATE>
            <ORIGINATORDATEFORMAT>'yyyy-mm-dd'</ORIGINATORDATEFORMAT>
            <ORIGINATORTIME>12:30:33</ORIGINATORTIME>
            <ORIGINATORTIMEFORMAT>'hh:mm:ss'</ORIGINATORTIMEFORMAT>
            <TIMEREFERENCELOW>0</TIMEREFERENCELOW>
            <TIMEREFERENCEHI>0</TIMEREFERENCEHI>
            <VERSION>1</VERSION>
            <CODINGHISTORY>ANALOG,M=stereo,T=Tascam 122 mkIII; analog
              cassetteA=PCM,F=96000,W=24,M=stereo,T=Mytek; 8X192ADDA;
              A/DA=PCM,F=96000,W=24,M=stereo,T=RME; AES32; DIO</CODINGHISTORY>
          </BEXT>
        </WAV>
      </tool>
    </toolOutput>
  </fits>
</PreservationMaster>
<Mezzanine>
  <MediaKeeper>
    <CustomerFilename>bxoh_78_access.wav</CustomerFilename>
    <Checksum>abac1b080bd5e73d89e2d40ef9dccb31</Checksum>
    <RunningTime>00:11:47</RunningTime>
    <BitPerSample>16</BitPerSample>
    <BitRate>1411200</BitRate>
    <SampleRate>44100</SampleRate>
    <SoundFieldFromJhove>2</SoundFieldFromJhove>
    <FileSizeInBytes>124886708</FileSizeInBytes>
    <FileSizeInKB>121959.7</FileSizeInKB>
    <FileSizeInMB>119.1012</FileSizeInMB>
    <FileSizeInGB>0.1163</FileSizeInGB>
    <FaceDesignation>A</FaceDesignation>
    <TrackDesignation>00</TrackDesignation>
    <RegionDesignation>01</RegionDesignation>
    <ComputerManufacturer>Dell</ComputerManufacturer>
    <HostComputerName>Precision</HostComputerName>
    <HostComputerVersion>T3500</HostComputerVersion>
    <OperatingSystem>Windows 7</OperatingSystem>
    <OperatingSystemVersion>Professional</OperatingSystemVersion>
    <A2D_DeviceType>Analog to Digital Converter</A2D_DeviceType>
    <A2D_DeviceManufacturer>Antelope Audio</A2D_DeviceManufacturer>
    <A2D_DeviceModelName>Orion 32</A2D_DeviceModelName>
    <A2D_DeviceModelVersion>N/A</A2D_DeviceModelVersion>
    <A2D_DeviceDriver>Antelope Audio</A2D_DeviceDriver>
```

```
        <A2D_DeviceDriverVersion>424 mkIII</A2D_DeviceDriverVersion>
        <Deck_EquipmentBarcode>EMST1227</Deck_EquipmentBarcode>
        <Deck_Description>Tascam 424 6</Deck_Description>
        <Deck_Brand>Tascam</Deck_Brand>
        <Deck_Model>424 mkIII</Deck_Model>
        <Deck_SerialNumber>0290532</Deck_SerialNumber>
      </MediaKeeper>
      <fits xmlns="http://hul.harvard.edu/ois/xml/ns/fits/fits_output"
        xsi:schemaLocation="http://hul.harvard.edu/ois/xml/ns/fits/fits_output
http://hul.harvard.edu/ois/xml/xsd/fits/fits_output.xsd"
        version="0.8" timestamp="5/24/14 7:38 AM">
        <identification>
          <identity format="Waveform Audio" mimetype="audio/x-wave" toolname="FITS"
            toolversion="0.8">
            <tool toolname="OIS Audio Information" toolversion="0.1"/>
            <tool toolname="Exiftool" toolversion="9.13"/>
            <tool toolname="NLNZ Metadata Extractor" toolversion="3.4GA"/>
          </identity>
        </identification>
        <fileinfo>
          <size toolname="Jhove" toolversion="1.5">124886708</size>
          <lastmodified toolname="Exiftool" toolversion="9.13" status="SINGLE_RESULT"
            >2014:05:16 11:30:48-04:00</lastmodified>
          <filepath toolname="OIS File Information" toolversion="0.2" status="SINGLE_RESULT"
            >\bxoh_78\bxoh_78_access.wav</filepath>
          <filename toolname="OIS File Information" toolversion="0.2" status="SINGLE_RESULT"
            >bxoh_78_access.wav</filename>
          <md5checksum toolname="OIS File Information" toolversion="0.2"
            status="SINGLE_RESULT">abac1b080bd5e73d89e2d40ef9dccb31</md5checksum>
          <fslastmodified toolname="OIS File Information" toolversion="0.2"
            status="SINGLE_RESULT">1400254248180</fslastmodified>
        </fileinfo>
        <toolOutput>
          <tool name="NLNZ Metadata Extractor" version="3.4GA">
            <WAV xmlns="">
              <METADATA>
                <FILENAME>bxoh_78_access.wav</FILENAME>
                <SEPARATOR>\</SEPARATOR>
                <PARENT>\bxoh_78</PARENT>
                <CANONICALPATH>\bxoh_78\bxoh_78_access.wav</CANONICALPATH>
                <ABSOLUTEPATH>\bxoh_78\bxoh_78_access.wav</ABSOLUTEPATH>
                <PATH>\bxoh_78\bxoh_78_access.wav</PATH>
                <FILE>true</FILE>
                <DIRECTORY>false</DIRECTORY>
                <FILELENGTH>124886708</FILELENGTH>
                <HIDDEN>false</HIDDEN>
                <ABSOLUTE>true</ABSOLUTE>
                <URL>file:/F:/UNID2014040201/bxoh_78/bxoh_78_access.wav</URL>
                <URI>file:/F:/UNID2014040201/bxoh_78/bxoh_78_access.wav</URI>
                <READ>true</READ>
                <WRITE>true</WRITE>
                <EXTENSION>wav</EXTENSION>
                <MODIFIED>2014-05-16 11:30:48</MODIFIED>
                <DATE>20140516</DATE>
                <DATEPATTERN>yyyyMMdd</DATEPATTERN>
                <TIME>113048180</TIME>
```

```
            <TIMEPATTERN>HHmmssSSS</TIMEPATTERN>
            <TYPE>audio/wav</TYPE>
            <PID>null</PID>
            <OID>null</OID>
            <FID>null</FID>
            <PROCESSOR>unknown</PROCESSOR>
          </METADATA>
          <RIFF>
            <LENGTH>124886700</LENGTH>
            <SUBTYPE>WAVE</SUBTYPE>
          </RIFF>
          <WAVE>
            <TYPE>fmt</TYPE>
            <LENGTH>16</LENGTH>
            <FORMAT>1</FORMAT>
            <CHANNELS>2</CHANNELS>
            <SAMPLESPERSEC>44100</SAMPLESPERSEC>
            <AVERAGEBYTESPERSEC>176400</AVERAGEBYTESPERSEC>
            <NBLOCKALIGN>4</NBLOCKALIGN>
            <BITSPERSAMPLE>16</BITSPERSAMPLE>
          </WAVE>
          <BEXT>
            <TYPE>bext</TYPE>
            <LENGTH>860</LENGTH>
            <DESCRIPTION>UNIDan College</DESCRIPTION>
            <ORIGINATOR>The MediaPreserve</ORIGINATOR>
            <ORIGINATORREF/>
            <ORIGINATORDATE>2014-05-15</ORIGINATORDATE>
            <ORIGINATORDATEFORMAT>'yyyy-mm-dd'</ORIGINATORDATEFORMAT>
            <ORIGINATORTIME>12:30:33</ORIGINATORTIME>
            <ORIGINATORTIMEFORMAT>'hh:mm:ss'</ORIGINATORTIMEFORMAT>
            <TIMEREFERENCELOW>0</TIMEREFERENCELOW>
            <TIMEREFERENCEHI>0</TIMEREFERENCEHI>
            <VERSION>1</VERSION>
            <CODINGHISTORY>ANALOG,M=stereo,T=Tascam 122 mkIII; analog
              cassetteA=PCM,F=96000,W=24,M=stereo,T=Mytek; 8X192ADDA;
              A/DA=PCM,F=96000,W=24,M=stereo,T=RME; AES32;
              DIOA=PCM,F=44100,W=16,M=stereo,T=Steinberg;Wavelab 7;Crystal
              Resampler,Apogee;UV22HR;Dither</CODINGHISTORY>
          </BEXT>
          <DATA>
            <TYPE>data</TYPE>
            <LENGTH>124885796</LENGTH>
          </DATA>
        </WAV>
      </tool>
    </toolOutput>
  </fits>
</Mezzanine>
<Access>
  <MediaKeeper>
    <CustomerFilename>bxoh_78_streaming.mp3</CustomerFilename>
    <Checksum>b815afa0503302aa3e135f84f8fb0b35</Checksum>
    <RunningTime>00:11:49</RunningTime>
    <BitPerSample/>
    <BitRate>192000</BitRate>
```

```
        <SampleRate>44100</SampleRate>
        <SoundFieldFromJhove>2</SoundFieldFromJhove>
        <FileSizeInBytes>16991921</FileSizeInBytes>
        <FileSizeInKB>16593.67</FileSizeInKB>
        <FileSizeInMB>16.2048</FileSizeInMB>
        <FileSizeInGB>0.0158</FileSizeInGB>
        <FaceDesignation>A</FaceDesignation>
        <TrackDesignation>00</TrackDesignation>
        <RegionDesignation>01</RegionDesignation>
        <ComputerManufacturer>Dell</ComputerManufacturer>
        <HostComputerName>Precision</HostComputerName>
        <HostComputerVersion>T3500</HostComputerVersion>
        <OperatingSystem>Windows 7</OperatingSystem>
        <OperatingSystemVersion>Professional</OperatingSystemVersion>
        <A2D_DeviceType>Analog to Digital Converter</A2D_DeviceType>
        <A2D_DeviceManufacturer>Antelope Audio</A2D_DeviceManufacturer>
        <A2D_DeviceModelName>Orion 32</A2D_DeviceModelName>
        <A2D_DeviceModelVersion>N/A</A2D_DeviceModelVersion>
        <A2D_DeviceDriver>Antelope Audio</A2D_DeviceDriver>
        <A2D_DeviceDriverVersion>424 mkIII</A2D_DeviceDriverVersion>
        <Deck_EquipmentBarcode>EMST1227</Deck_EquipmentBarcode>
        <Deck_Description>Tascam 424 6</Deck_Description>
        <Deck_Brand>Tascam</Deck_Brand>
        <Deck_Model>424 mkIII</Deck_Model>
        <Deck_SerialNumber>0290532</Deck_SerialNumber>
      </MediaKeeper>
      <fits xmlns="http://hul.harvard.edu/ois/xml/ns/fits/fits_output"
        xsi:schemaLocation="http://hul.harvard.edu/ois/xml/ns/fits/fits_output
http://hul.harvard.edu/ois/xml/xsd/fits/fits_output.xsd"
        version="0.8" timestamp="5/24/14 7:39 AM">
        <identification>
          <identity format="MPEG 1/2 Audio Layer 3" mimetype="audio/mpeg" toolname="FITS"
            toolversion="0.8">
            <tool toolname="Exiftool" toolversion="9.13"/>
            <tool toolname="NLNZ Metadata Extractor" toolversion="3.4GA"/>
            <tool toolname="Tika" toolversion="1.3"/>
            <version toolname="NLNZ Metadata Extractor" toolversion="3.4GA">1</version>
          </identity>
        </identification>
        <fileinfo>
          <lastmodified toolname="Exiftool" toolversion="9.13" status="SINGLE_RESULT"
            >2014:05:16 12:39:03-04:00</lastmodified>
          <filepath toolname="OIS File Information" toolversion="0.2" status="SINGLE_RESULT"
            >\bxoh_78\bxoh_78_streaming.mp3</filepath>
          <filename toolname="OIS File Information" toolversion="0.2" status="SINGLE_RESULT"
            >bxoh_78_streaming.mp3</filename>
          <size toolname="OIS File Information" toolversion="0.2" status="SINGLE_RESULT"
            >16991921</size>
          <md5checksum toolname="OIS File Information" toolversion="0.2"
            status="SINGLE_RESULT">b815afa0503302aa3e135f84f8fb0b35</md5checksum>
          <fslastmodified toolname="OIS File Information" toolversion="0.2"
            status="SINGLE_RESULT">1400258343607</fslastmodified>
        </fileinfo>
        <toolOutput>
          <tool name="NLNZ Metadata Extractor" version="3.4GA">
            <MP3 xmlns="">
```

```
        <METADATA>
          <FILENAME>bxoh_78_streaming.mp3</FILENAME>
          <SEPARATOR>\</SEPARATOR>
          <PARENT>\bxoh_78</PARENT>
          <CANONICALPATH>\bxoh_78\bxoh_78_streaming.mp3</CANONICALPATH>
          <ABSOLUTEPATH>\bxoh_78\bxoh_78_streaming.mp3</ABSOLUTEPATH>
          <PATH>\bxoh_78\bxoh_78_streaming.mp3</PATH>
          <FILE>true</FILE>
          <DIRECTORY>false</DIRECTORY>
          <FILELENGTH>16991921</FILELENGTH>
          <HIDDEN>false</HIDDEN>
          <ABSOLUTE>true</ABSOLUTE>
          <URL>file:/F:/UNID2014040201/bxoh_78/bxoh_78_streaming.mp3</URL>
          <URI>file:/F:/UNID2014040201/bxoh_78/bxoh_78_streaming.mp3</URI>
          <READ>true</READ>
          <WRITE>true</WRITE>
          <EXTENSION>mp3</EXTENSION>
          <MODIFIED>2014-05-16 12:39:03</MODIFIED>
          <DATE>20140516</DATE>
          <DATEPATTERN>yyyyMMdd</DATEPATTERN>
          <TIME>123903607</TIME>
          <TIMEPATTERN>HHmmssSSS</TIMEPATTERN>
          <TYPE>audio/mpeg</TYPE>
          <PID>null</PID>
          <OID>null</OID>
          <FID>null</FID>
          <PROCESSOR>unknown</PROCESSOR>
        </METADATA>
        <HEADER><!-- NO HEADER FOUND--></HEADER>
        <MPEG>
          <VERSION-NAME>MPEG Version 1 (ISO/IEC 11172-3)</VERSION-NAME>
          <VERSION>1</VERSION>
          <LAYER-NAME>Layer III</LAYER-NAME>
          <LAYER>3</LAYER>
          <PROTECTION>true</PROTECTION>
          <BIT-RATE>192</BIT-RATE>
          <BIT-RATE-UNIT>kbps</BIT-RATE-UNIT>
          <SAMPLE-RATE>44100</SAMPLE-RATE>
          <SAMPLE-RATE-UNIT>Hz</SAMPLE-RATE-UNIT>
          <MODE>Joint stereo (Stereo)</MODE>
          <CHANNELS>2</CHANNELS>
          <MODE-EXTENSION>off</MODE-EXTENSION>
          <DURATION>
            <TOTAL-MILLISECONDS>707988</TOTAL-MILLISECONDS>
            <HOURS>0</HOURS>
            <MINUTES>11</MINUTES>
            <SECONDS>47</SECONDS>
            <MS>988</MS>
          </DURATION>
          <COPYRIGHT>false</COPYRIGHT>
          <ORIGINAL>false</ORIGINAL>
          <EMPH>none</EMPH>
        </MPEG>
      </MP3>
    </tool>
  </toolOutput>
```

```
      </fits>
    </Access>
</MediaAsset>
```

Collection	Collection Number	Title	Date	Format
Amie Williams video footage for "Stripped and Teased: Tales from Las Vegas Women"	MS-00879	UNLV Stills/Newspaper Headlines		Betacam SP
Amie Williams video footage for "Stripped and Teased: Tales from Las Vegas Women"	MS-00879	E Poker at Mirage, Fremont St./Kelly		Betacam SP
Amie Williams video footage for "Stripped and Teased: Tales from Las Vegas Women"	MS-00879	Aerial Hattie- Campaign Alfrida		Betacam SP
Amie Williams video footage for "Stripped and Teased: Tales from Las Vegas Women"	MS-00879	Binions w/Carol and Jodi		Betacam SP
Amie Williams video footage for "Stripped and Teased: Tales from Las Vegas Women"	MS-00879	Mayor Jones/Taxi Driver Janna McCoy		Betacam SP
Amie Williams video footage for "Stripped and Teased: Tales from Las Vegas Women"	MS-00879	Conjure Films Stripped and Teased Voices of Las Vegas Women	1995-03-30	Betacam SP
Amie Williams video footage for "Stripped and Teased: Tales from Las Vegas Women"	MS-00879	Huff at Bally's/Linda Removing Makeup/Deedee Exercising		Betacam SP
Amie Williams video footage for "Stripped and Teased: Tales from Las Vegas Women"	MS-00879	Moulin Rouge/Deedee Jarmine		Betacam SP
Amie Williams video footage for "Stripped and	MS-00879	Moulin Rouge/Saran Knight-Preddy/Shike/Lilo		Betacam SP

Teased: Tales from Las Vegas Women"				
Amie Williams video footage for "Stripped and Teased: Tales from Las Vegas Women"	MS-00879	Janna and Mom/Crazy Horse and Kelly		Betacam SP
Amie Williams video footage for "Stripped and Teased: Tales from Las Vegas Women"	MS-00879	Kelly at Home/Claudine Williams		Betacam SP
Amie Williams video footage for "Stripped and Teased: Tales from Las Vegas Women"	MS-00879	Cindi Harper/Frankie Kelly		Betacam SP
Amie Williams video footage for "Stripped and Teased: Tales from Las Vegas Women"	MS-00879	B-Roll Desert Shots/Carol and Boyfriend		Betacam SP
Amie Williams video footage for "Stripped and Teased: Tales from Las Vegas Women"	MS-00879	Fundraiser at Home/Shelley Berkley-US Congress/Fired Interview/Susan on Billboard/Butts		Betacam SP
Amie Williams video footage for "Stripped and Teased: Tales from Las Vegas Women"	MS-00879	Gold Coast/Janna and Husband/Kelly at Crazy Horse II Dancing		Betacam SP
Amie Williams video footage for "Stripped and Teased: Tales from Las Vegas Women"	MS-00879	Kelly at Crazy Horse II/Tina at Work		Betacam SP
Amie Williams video footage for "Stripped and Teased: Tales from Las Vegas Women"	MS-00879	Susan at Home/Gold Coast Bingo/Janna Gold Coast		Betacam SP

Amie Williams video footage for "Stripped and Teased: Tales from Las Vegas Women"	MS-00879	Sands Emplosion [Implosion]/Shelley/Myrna Williams/Sheldon Adelson		Betacam SP
Amie Williams video footage for "Stripped and Teased: Tales from Las Vegas Women"	MS-00879	Carol in Sun City		Betacam SP
Amie Williams video footage for "Stripped and Teased: Tales from Las Vegas Women"	MS-00879	Sands Postcards		Betacam SP
Amie Williams video footage for "Stripped and Teased: Tales from Las Vegas Women"	MS-00879	Moulin Rouge		Betacam SP
Amie Williams video footage for "Stripped and Teased: Tales from Las Vegas Women"	MS-00879	Kathy and Jeanine Lunch/Silver at Crazy Horse II		Betacam SP
Amie Williams video footage for "Stripped and Teased: Tales from Las Vegas Women"	MS-00879	Hattie's Election		Betacam SP
Amie Williams video footage for "Stripped and Teased: Tales from Las Vegas Women"	MS-00879	Silver at Crazy Horse		Betacam SP
Amie Williams video footage for "Stripped and Teased: Tales from Las Vegas Women"	MS-00879	Tina on Stratosphere		Betacam SP
Amie Williams video footage for "Stripped and Teased: Tales	MS-00879	Brides on Valentines		Betacam SP

from Las Vegas Women"				
Amie Williams video footage for "Stripped and Teased: Tales from Las Vegas Women"	MS-00879	Cindi Harper Aerial Footage/Showgirl Interviews		Betacam SP
Amie Williams video footage for "Stripped and Teased: Tales from Las Vegas Women"	MS-00879	Carpets		Betacam SP
Amie Williams video footage for "Stripped and Teased: Tales from Las Vegas Women"	MS-00879	Susan at Bally's/Elaine Wynn		Betacam SP
Amie Williams video footage for "Stripped and Teased: Tales from Las Vegas Women"	MS-00879	Bally's- Fluff and Linda		Betacam SP
Amie Williams video footage for "Stripped and Teased: Tales from Las Vegas Women"	MS-00879	Maids at Mirage		Betacam SP
Amie Williams video footage for "Stripped and Teased: Tales from Las Vegas Women"	MS-00879	Bal-Miden Films Frontier Strike/Janitor/Uniform Room/Employee Cafeteria/Cashier/Bartender/Waitres		Betacam SP
Amie Williams video footage for "Stripped and Teased: Tales from Las Vegas Women"	MS-00879	Archival Footage Old Las Vegas		Betacam SP
Amie Williams video footage for "Stripped and Teased: Tales from Las Vegas Women"	MS-00879	Tower, Strip, Bus, Aerial	1996-06-13	Betacam SP
Amie Williams video footage for "Stripped and	MS-00879	Ruffin in Casino/German Interview/Frontier Shots/Rosa/German Again/Venetian	1999-02-05	Betacam SP

Teased: Tales from Las Vegas Women"				
Amie Williams video footage for "Stripped and Teased: Tales from Las Vegas Women"	MS-00879	Jodie Evans	1995-09-30	Betacam SP
Amie Williams video footage for "Stripped and Teased: Tales from Las Vegas Women"	MS-00879	Political/Phone Banking/Rosa/Frontier/Strip	1998-09-11	Betacam SP
Amie Williams video footage for "Stripped and Teased: Tales from Las Vegas Women"	MS-00879	Frontier Film (Party)	1998-02-04	Betacam SP
Amie Williams video footage for "Stripped and Teased: Tales from Las Vegas Women"	MS-00879	Kelly-Lapdance at Crazy Horse	1996-12-16	DigiBeta
Amie Williams video footage for "Stripped and Teased: Tales from Las Vegas Women"	MS-00879	Kelly		Betacam SP
Amie Williams video footage for "Stripped and Teased: Tales from Las Vegas Women"	MS-00879	Amie in Desert Tape 2 of 2		Betacam SP
Amie Williams video footage for "Stripped and Teased: Tales from Las Vegas Women"	MS-00879	Backstage Stardust		Betacam SP
Amie Williams video footage for "Stripped and Teased: Tales from Las Vegas Women"	MS-00879	Backstage Stardust/Night Exterior Stardust/Night Exterior Crazy Horse/Mary Moving and Interview		Betacam SP
Amie Williams video footage for	MS-00879	Archival Footage Old Las Vegas		Betacam SP

"Stripped and Teased: Tales from Las Vegas Women"				
Amie Williams video footage for "Stripped and Teased: Tales from Las Vegas Women"	MS-00879	Sunset/Dry Lake	1996-06-13	Betacam SP
Amie Williams video footage for "Stripped and Teased: Tales from Las Vegas Women"	MS-00879	Carpets	1996-06-17	Betacam SP
Amie Williams video footage for "Stripped and Teased: Tales from Las Vegas Women"	MS-00879	B & W Stills/K Saves/Dottie/Strip from Tower at Night	1996-06-13	Betacam SP
Amie Williams video footage for "Stripped and Teased: Tales from Las Vegas Women"	MS-00879	B & W Dry Lake	1997-10-03	Betacam SP
Amie Williams video footage for "Stripped and Teased: Tales from Las Vegas Women"	MS-00879	Maids Grad./Binions Mother's Day Poker Tournament		Betacam SP
Amie Williams video footage for "Stripped and Teased: Tales from Las Vegas Women"	MS-00879	Sigh Graveyard	1995-03-30	Betacam SP
Amie Williams video footage for "Stripped and Teased: Tales from Las Vegas Women"	MS-00879	Lake/Cindy/Neighborhood/Poor Neighb. Shots/Mom w/kids Drive by	1996-06-13	Betacam SP
Amie Williams video footage for "Stripped and Teased: Tales from Las Vegas Women"	MS-00879	Walking Over/Showgirl cut-out/Dry Lake/Stills	1996-06-13	Betacam SP

Amie Williams video footage for "Stripped and Teased: Tales from Las Vegas Women"	MS-00879	Bally's Jubilee Video for Korea	1996-01-18	Betacam SP
Amie Williams video footage for "Stripped and Teased: Tales from Las Vegas Women"	MS-00879	Mary/Rosa	1998-02-04	Betacam SP
Amie Williams video footage for "Stripped and Teased: Tales from Las Vegas Women"	MS-00879	Kelly Lapdance at Crazy Horse Too	1996-12-16	DigiBeta
Amie Williams video footage for "Stripped and Teased: Tales from Las Vegas Women"	MS-00879	Chapels at Night/Picket Line/Day Ext. Strip	1995-03-30	Betacam SP
Sands Hotel Public Relations Records	MS-00417	Red SKelton on Jack Paar Show		16mm
Sands Hotel Public Relations Records	MS-00417	Radie Harris NBC Network "People"	1954-03-06	1/4 Inch audio reel
Sands Hotel Public Relations Records	MS-00417	Dorothy and Dick Kollmar Broadcast	1955-09-02	1/4 Inch audio reel
Sands Hotel Public Relations Records	MS-00417	Dorothy and Dick Kollmar Broadcast		1/4 Inch audio reel
Sands Hotel Public Relations Records	MS-00417	Breakfast with Dorothy and Dick		1/4 Inch audio reel
Sands Hotel Public Relations Records	MS-00417	Celebrity Table		1/4 Inch audio reel
Sands Hotel Public Relations Records	MS-00417	Celebrity Table		1/4 Inch audio reel
Sands Hotel Public Relations Records	MS-00417	Casino Fronts/Sands/Mos/B and W/Heads		16mm
Sands Hotel Public Relations Records	MS-00417	Considine Party/B and W/Mos/Heads		16mm

Sands Hotel Public Relations Records	MS-00417	Copa Room/Sands/B and W/Heads		16mm
Sands Hotel Public Relations Records	MS-00417	Mike at the Mike		Lacquer disc
Sands Hotel Public Relations Records	MS-00417	Billy Eckstine on stage in the Copa Room		16mm
Sands Hotel Public Relations Records	MS-00417	Billy Eckstine on stage in the Copa Room		16mm
Sands Hotel Public Relations Records	MS-00417	Billy Eckstine on stage in the Copa Room		16mm
Sands Hotel Public Relations Records	MS-00417	Billy Eckstine on stage in the Copa Room		16mm
Sands Hotel Public Relations Records	MS-00417	Celebrity Table		1/4 Inch audio reel
Sands Hotel Public Relations Records	MS-00417	unlabeled		1/4 inch audio reel
Sands Hotel Public Relations Records	MS-00417	unlabeled		1/4 inch audio reel
Sands Hotel Public Relations Records	MS-00417	KRAM	1952-10-25	1/4 inch audio reel
Sands Hotel Public Relations Records	MS-00417	Celebrity Table		1/4 inch audio reel
Sands Hotel Public Relations Records	MS-00417	Sat. Night at the Sands		1/4 inch audio reel
Sands Hotel Public Relations Records	MS-00417	Sands- Fan Number Master Pos Orig. and Sound		16mm
Sands Hotel Public Relations Records	MS-00417	Sands Opening		16mm
Sands Hotel Public Relations Records	MS-00417	Clark Brothers/Copa Room		16mm
Sands Hotel Public Relations Records	MS-00417	B. Eckstein		16mm

Sands Hotel Public Relations Records	MS-00417	B. Eckstein		16mm
Nevada Desert Experience Records	MS-00524	Richard Barnet		Audiocassette
Nevada Desert Experience Records	MS-00524	Episcopal Gathering - Louis Vitale	1980-02-03	Audiocassette
Nevada Desert Experience Records	MS-00524	Richard Barnet Tyranny of the Bomb		Audiocassette
Nevada Desert Experience Records	MS-00524	Dr. Wm. Potter	1982-12-06	Audiocassette
Nevada Desert Experience Records	MS-00524	Atomic H. S. Excerpts Gabe Pressman		Audiocassette
Nevada Desert Experience Records	MS-00524	Millennium 2000: Walking the Ways of Peace	1999-12-30 to 2000-01-02	Audiocassette
Nevada Desert Experience Records	MS-00524	LDE X Workshop: Mary Luke Tobin "Where are We Going"		Audiocassette
Nevada Desert Experience Records	MS-00524	LDE X: Chad Myers Bible Study Louie Vitale "Why are We Here"		Audiocassette
Nevada Desert Experience Records	MS-00524	LDE X Workshop: Daniel Berrigan "Idolatry in the 90s"		Audiocassette
Nevada Desert Experience Records	MS-00524	LDE X Workshop: Jim Wallis "Discerning the Times"		Audiocassette
Nevada Desert Experience Records	MS-00524	Rosalie Bertell		Audiocassette
Nevada Desert Experience Records	MS-00524	AAV 50th NTS Anniversary @UUCLV		Audiocassette
Nevada Desert Experience Records	MS-00524	LDE X Workshop: Rosalie Bertell "Radiation Effects"		Audiocassette
Nevada Desert Experience Records	MS-00524	LDE X "Notes from Half Score" Music Rufino Zaragoza, ofm, Colleen Fullmer, Jesse Manibusan, Karen Miller, Lydia Carlos Reynes		Audiocassette
Nevada Desert Experience Records	MS-00524	Chad Myers		Audiocassette

Nevada Desert Experience Records	MS-00524	"Nuclear" Salinger ABCTV with Petra Kelly/Hogebrinck etc.	1982-10-09	Audiocassette
Nevada Desert Experience Records	MS-00524	Friday I		Audiocassette
Nevada Desert Experience Records	MS-00524	Friday III		Audiocassette
Nevada Desert Experience Records	MS-00524	PSA for Nightbreaker Martin Sheen		Audiocassette
Nevada Desert Experience Records	MS-00524	Sat PM Speaker and Panel/Roche and Panel	1992-03-14	Audiocassette
Nevada Desert Experience Records	MS-00524	Fertile Desert		Audiocassette
Nevada Desert Experience Records	MS-00524	Schell Raw Mixup	1999-12-30 to 2000-01-02	Audiocassette
Nevada Desert Experience Records	MS-00524	Jesse Manibusan, Jonathan Schell/Mother	1999-12-30	Audiocassette
Nevada Desert Experience Records	MS-00524	Joyce Hollyday on Brokenness, Final Panel "Where Go from Here" Begins	1999-12-30	Audiocassette
Nevada Desert Experience Records	MS-00524	Nuclear Holocaust: Christian Hope Richard Sparks, C. S. P.		Audiocassette
Nevada Desert Experience Records	MS-00524	Let's Test Peace	1987 May	Audiocassette
Nevada Desert Experience Records	MS-00524	Prayers	1992-03-13	Audiocassette
Nevada Desert Experience Records	MS-00524	The Vanishing Power Gil Bailie and Richard Rohr	1996-06-21	Audiocassette
Nevada Desert Experience Records	MS-00524	Peace		Audiocassette
Nevada Desert Experience Records	MS-00524	Troubadors		Audiocassette
Nevada Desert Experience Records	MS-00524	NADA		Audiocassette

Nevada Desert Experience Records	MS-00524	Episcopal Gathering - Panel Discussion	1990-02-03	Audiocassette
Nevada Desert Experience Records	MS-00524	Lenten Desert Experience XVII	1999-03-28 to 1999-04-02	Audiocassette
Nevada Desert Experience Records	MS-00524	Louis Vitale History Lesson, Sr. Dr. Rosalie Bertell, and June Stark Casey	1999-12-31	Audiocassette
Nevada Desert Experience Records	MS-00524	Let's Test Peace	1987-04-26	Audiocassette
Nevada Desert Experience Records	MS-00524	Nevada Test Site		Audiocassette
Nevada Desert Experience Records	MS-00524	Sheen		Audiocassette
Nevada Desert Experience Records	MS-00524	Cindy Pile on Utah Radio Show		Audiocassette
Nevada Desert Experience Records	MS-00524	Prescription for Survival Radio Program Demonstration Tape		Audiocassette
Nevada Desert Experience Records	MS-00524	Mary Luke Tobin, SL	1990-02-27	Audiocassette
Nevada Desert Experience Records	MS-00524	KPFK Interview	1990-02-08	Audiocassette
Nevada Desert Experience Records	MS-00524	Murray Bodo, OFM/Francis Embracing Creatures and the Desert	1990-02-24	Audiocassette
Nevada Desert Experience Records	MS-00524	Today's Psychological Crisis Gil Bailie and Richard Rohr	1996-06-21	Audiocassette
Nevada Desert Experience Records	MS-00524	Christ, the Lord of History		Audiocassette
Nevada Desert Experience Records	MS-00524	The Vanishing Power		Audiocassette
Nevada Desert Experience Records	MS-00524	Violence Unveiled, Gil Bailie and Richard Rohr	1996-06-21	Audiocassette
Nevada Desert Experience Records	MS-00524	Wliene the Shoshone Run		Audiocassette

Nevada Desert Experience Records	MS-00524	Sat PM Speaker and Panel	1992-03-14	Audiocassette
Nevada Desert Experience Records	MS-00524	Nancy Hemesath, OSF/Cherishing Sister Earth	1989 February	Audiocassette
Nevada Desert Experience Records	MS-00524	KRCL News Mag. N. Desert Exp. and Lacey Scott	1986-03-07	Audiocassette
Nevada Desert Experience Records	MS-00524	Power Plant Reggae Words and Music by Malvina Reynolds	1977	Audiocassette
Nevada Desert Experience Records	MS-00524	KPFA News Rpt.	1999-12-31	Audiocassette
Nevada Desert Experience Records	MS-00524	Free Radio Yucca Mtn.		Audiocassette
Nevada Desert Experience Records	MS-00524	Chad Myers, August Desert Witness	1995	Audiocassette
Nevada Desert Experience Records	MS-00524	Jack Dairiki - Hibukusha/Terry Tempest Williams August Desert Witness	1995	Audiocassette
Nevada Desert Experience Records	MS-00524	Hiroshima on August 6 The Subsequent Life of the Hibakusha		Audiocassette
Nevada Desert Experience Records	MS-00524	NPR All Things Considered/Sylvester - Election	1984	Audiocassette
Nevada Desert Experience Records	MS-00524	Sacred Stories August Desert Witness	1995	Audiocassette
Nevada Desert Experience Records	MS-00524	Mary Hunt		Audiocassette
Nevada Desert Experience Records	MS-00524	Acting Locally Afternoon Panel August Desert Witness	1995	Audiocassette
Nevada Desert Experience Records	MS-00524	Non-Violence Panel August Desert Witness	1995	Audiocassette
Nevada Desert Experience Records	MS-00524	Acting Locally - Panel August Desert Witness	1995	Audiocassette
Nevada Desert Experience Records	MS-00524	Miguel Descoto August Desert Witness	1995	Audiocassette

Nevada Desert Experience Records	MS-00524	Acting Locally - Morning Panel August Desert Witness	1995	Audiocassette
Nevada Desert Experience Records	MS-00524	Active Non-Violence Panel August Desert Witness	1995	Audiocassette
Nevada Desert Experience Records	MS-00524	Living Media		Audiocassette
Nevada Desert Experience Records	MS-00524	Chad Myers - Bible Study August Desert Witness	1995	Audiocassette
Nevada Desert Experience Records	MS-00524	Thinking Globally Morning Panel August Desert Witness	1995	Audiocassette
Nevada Desert Experience Records	MS-00524	Interfaith Service August Desert Witness	1995	Audiocassette
Nevada Desert Experience Records	MS-00524	Sat Nite Dance		Audiocassette
Nevada Desert Experience Records	MS-00524	A Genie Durland	1990-08-04	Audiocassette
Nevada Desert Experience Records	MS-00524	Lt. Cmdr Thomas Carew AF Retired St. James Catholic Church	1990-03-10	Audiocassette
Nevada Desert Experience Records	MS-00524	NDE Event	1993	Audiocassette
Nevada Desert Experience Records	MS-00524	Nancy Hemesath, OSF/Cherishing Sister Earth	1989 February	Audiocassette
Nevada Desert Experience Records	MS-00524	John Joseph Dolan Justice and Peace A Personal Reflection on Franciscanism		Audiocassette
Nevada Desert Experience Records	MS-00524	John Malone, OSF Franciscan Roots for Making Peace	1989 February	Audiocassette
Nevada Desert Experience Records	MS-00524	Dan Crosby Eucharist...in Peacemaking	1989 February	Audiocassette
Nevada Desert Experience Records	MS-00524	Let's Test Peace	1986 November	Audiocassette
Nevada Desert Experience Records	MS-00524	Catholic Newswire	1989 December	Audiocassette

Nevada Desert Experience Records	MS-00524	Atomic High School A Look at How the Youth Perceive the Nuclear Arms Buildup: with Dr. Hans Bethe	1982-09-08	Audiocassette
Nevada Desert Experience Records	MS-00524	Ian Zabarte Gives Update on U. S. and Shoshone Relations		Audiocassette
Nevada Desert Experience Records	MS-00524	Let's Test Peace		Audiocassette
Nevada Desert Experience Records	MS-00524	NDE: Schaluck Sat AM Speaker	1992-03-14	Audiocassette
Nevada Desert Experience Records	MS-00524	Sat AM Speaker	1992-03-14	Audiocassette
Nevada Desert Experience Records	MS-00524	Doug Roche and Paul LDE XI Franciscan Wkend	1992	Audiocassette
Nevada Desert Experience Records	MS-00524	Daniel Berrigan		Audiocassette
Nevada Desert Experience Records	MS-00524	Dr. Wm. Potter, Asst. Dir. Ctr. for Internat'l and Strategic Affairs	1982-12-06	Audiocassette
Nevada Desert Experience Records	MS-00524	Rosalie Bertell		Audiocassette
Nevada Desert Experience Records	MS-00524	Mark Jasper NDE	1987-03-08	Audiocassette
Nevada Desert Experience Records	MS-00524	Let's Test Peace	1980-10-09	Audiocassette
Nevada Desert Experience Records	MS-00524	Nev. Test Site - Charley Hilfenhaus	1987-03-07	Audiocassette
Nevada Desert Experience Records	MS-00524	All Takes, Produced by: Bruce Dorn Films	1992-01-27	Audiocassette
Nevada Desert Experience Records	MS-00524	P. [illegible] Cpt.		Audiocassette
Nevada Desert Experience Records	MS-00524	Tape # 1		Audiocassette
Nevada Desert Experience Records	MS-00524	Tape # 2		Audiocassette

Nevada Desert Experience Records	MS-00524	"Nuclear" NET TV Hour	1982 October	Audiocassette
Nevada Desert Experience Records	MS-00524	HGW Mother's Day	1999	Audiocassette
Nevada Desert Experience Records	MS-00524	Free Radio Newe Segobia Mother's Day 1999 Gathering	1999	Audiocassette
Nevada Desert Experience Records	MS-00524	Free Radio Newe Segobia		Audiocassette
Nevada Desert Experience Records	MS-00524	Free Radio Newe Segobia Spring	1998	Audiocassette
Nevada Desert Experience Records	MS-00524	Free Radio Newe Segobia Mother's Day 1999 Gathering	1999	Audiocassette
Nevada Desert Experience Records	MS-00524	Nuclear Holocaust: Christian Hope Richard Sparks, C. S. P. Part 2		Audiocassette
Nevada Desert Experience Records	MS-00524	Mary Luke Tobin, SL Lenten Desert Experience	1992-02-27	Audiocassette
Nevada Desert Experience Records	MS-00524	Mary's Song Fr. Richard Rohr, OFM Tape 1	1988-02-07	Audiocassette
Nevada Desert Experience Records	MS-00524	Mary's Song Fr. Richard Rohr, OFM Tape 2	1988-02-07	Audiocassette
Nevada Desert Experience Records	MS-00524	Richard Rohr, O. F. M. San Damiano Retreat Talk #1	1986-12-08	Audiocassette
Nevada Desert Experience Records	MS-00524	Richard Rohr, O. F. M. San Damiano Retreat Talk #2	1986-12-08	Audiocassette
Nevada Desert Experience Records	MS-00524	Richar Rohr, O. F. M. San Damiano Retreat Tape #4	1986-12-08	Audiocassette
Nevada Desert Experience Records	MS-00524	Richar Rohr, O. F. M. San Damiano Tape 1	1990-08-02	Audiocassette
Nevada Desert Experience Records	MS-00524	Rohr Tape 2		Audiocassette
Nevada Desert Experience Records	MS-00524	"Nuclear" CBSTV	1982-09-12	Audiocassette

Nevada Desert Experience Records	MS-00524	Let's Test Peace	1985 December	Audiocassette
Nevada Desert Experience Records	MS-00524	LDE XVIII Program	1999-03-26	Audiocassette
Nevada Desert Experience Records	MS-00524	Jim Wallis "Discerning the Times"		Audiocassette
Nevada Desert Experience Records	MS-00524	Terry Tempest-Williams August Desert Witness	1995	Audiocassette
Nevada Desert Experience Records	MS-00524	The Fools' Crusade The Beginning of the Beginning	1986	Audiocassette
Nevada Desert Experience Records	MS-00524	Richar Rohr OFM Franciscan Wkend	1989	Audiocassette
Nevada Desert Experience Records	MS-00524	Straight Talk KKLZ 96.3 FM Peter Ediger	1989-08-06	Audiocassette
Nevada Desert Experience Records	MS-00524	Lessons of Peace from Hiroshima and Nagasaki Fr. Jack Wintz		Audiocassette
Nevada Desert Experience Records	MS-00524	Daniel Berrigan Shrove Tues.	1989	Audiocassette
Nevada Desert Experience Records	MS-00524	Richard Barnet Tyranny of the Bomb		Audiocassette
Nevada Desert Experience Records	MS-00524	Richard Barnet Tyranny of the Bomb II		Audiocassette
Nevada Desert Experience Records	MS-00524	Barry Stenger ADW V	1989	Audiocassette
Nevada Desert Experience Records	MS-00524	Joann		Audiocassette
Nevada Desert Experience Records	MS-00524	Sharing a Nonviolent Journey Joyce Hollyday and Jim Wallis	1987	Audiocassette
Nevada Desert Experience Records	MS-00524	Panel: Liz McAllister, Jim Wallis, Joyce Hollyday, Shelley Douglas - Nonviolent Life and Action for the 90s		Audiocassette
Nevada Desert Experience Records	MS-00524	Dialogue Rosalie Bertell	1982-03-29	Audiocassette

Nevada Desert Experience Records	MS-00524	Rally UNLV	1976-05-01	Audiocassette
Nevada Desert Experience Records	MS-00524	Rally UNLV	1979-05-01	Audiocassette
Nevada Desert Experience Records	MS-00524	Work Love Andrea Ayrazia		Audiocassette
Nevada Desert Experience Records	MS-00524	Nevada Test Site/Charley Hilfenhaus/Duncan McMurdy NDE Vigil	1987-03-07	Audiocassette
Nevada Desert Experience Records	MS-00524	Franciscan Peacemakers on Trial Beatty, Nevada	1985 February	Audiocassette
Nevada Desert Experience Records	MS-00524	NDE: Concert		Audiocassette
Nevada Desert Experience Records	MS-00524	Acting Locally Afternoon Panel August Desert Witness	1995	Audiocassette
Nevada Desert Experience Records	MS-00524	Tape #3		Audiocassette
Nevada Desert Experience Records	MS-00524	Nevada Desert Experience Edited Narration		1/4 Inch audio reel
Nevada Desert Experience Records	MS-00524	Takes 9, 11, 12, 14 Preferred PSA for Nightbreaker Martin Sheen		1/4 Inch audio reel
Nevada Desert Experience Records	MS-00524	Slide Show Mix		1/4 Inch audio reel
Nevada Desert Experience Records	MS-00524	Martin Sheen - outs -		1/4 Inch audio reel
Nevada Desert Experience Records	MS-00524	NDE Slide Show Mix		1/4 Inch audio reel
Nevada Desert Experience Records	MS-00524	Seniovenblokade		VHS
Nevada Desert Experience Records	MS-00524	KUTV UTtah US and USSR Downwinders		VHS
Nevada Desert Experience Records	MS-00524	Show # 1-24 Features: Nuclear Weapons	2000-08-27	VHS

Nevada Desert Experience Records	MS-00524	Nevada Desert Experiece Tape 1	1989	VHS
Nevada Desert Experience Records	MS-00524	Sat. Eve./Desert Exp./Site Crossing	1991	VHS
Nevada Desert Experience Records	MS-00524	The Non-Proliferation Treaty: Dead at 25?	1994-05-15	VHS
Nevada Desert Experience Records	MS-00524	Nevada Desert Experiece Tape 3	1989	VHS
Nevada Desert Experience Records	MS-00524	Millenium 2000 Preview Ch 8 Coverage/Seattle		VHS
Nevada Desert Experience Records	MS-00524	A Witness at the Nevada Nuclear Test Site by Friends, Brethren, and Mennonites	1990-03-16	VHS
Nevada Desert Experience Records	MS-00524	No Place to Hide/Ramsey Clark		VHS
Nevada Desert Experience Records	MS-00524	SDI War of Wars		VHS
Nevada Desert Experience Records	MS-00524	"Zero-Time" An Action for Peace		VHS
Nevada Desert Experience Records	MS-00524	Christ the King	1989-02-18	VHS
Nevada Desert Experience Records	MS-00524	St. James/Daniel Berrigan S. J.	1989-02-07	VHS
Nevada Desert Experience Records	MS-00524	Voices in Dissent		VHS
Nevada Desert Experience Records	MS-00524	Bound by the WInd		VHS
Nevada Desert Experience Records	MS-00524	Nuking Nevada	1991-07-21	VHS
Nevada Desert Experience Records	MS-00524	Bishop Gumbleton Mass	1987-05-05	VHS
Nevada Desert Experience Records	MS-00524	Changing the Focus of Foreign Aid	1996-08-25	VHS

Nevada Desert Experience Records	MS-00524	Abolition 2000 "Missiles to Sunflowers " Campaign		VHS
Nevada Desert Experience Records	MS-00524	Back from the Brink: End the Nuclear Threat Now!	1999-12-01	VHS
Nevada Desert Experience Records	MS-00524	Dan Berrigan S. J. Isaiah 19	1989-02-07	VHS
Nevada Desert Experience Records	MS-00524	1998 World Conference Against A & H Bombs	1998	VHS
Nevada Desert Experience Records	MS-00524	Nevada Desert Experience Tap 2	1989	VHS
Nevada Desert Experience Records	MS-00524	Yucca Mountain Project	1997-08-20	VHS
Nevada Desert Experience Records	MS-00524	August Desert Witness		VHS
Nevada Desert Experience Records	MS-00524	Preparing for Peace	1990 June	VHS
Nevada Desert Experience Records	MS-00524	NDE Peacewalk	2001-04-13	VHS
Nevada Desert Experience Records	MS-00524	Nuclear Power Industry Transportation Claimes Debunked		VHS
Nevada Desert Experience Records	MS-00524	A Witness at the Nevada Nuclear Test Site by Friends, Brethren, and Mennonites	1990-03-16	VHS
Nevada Desert Experience Records	MS-00524	CBS News	1995	VHS
Nevada Desert Experience Records	MS-00524	Jon Anderson Show and Panel Discussion on Nuclear Testing	1995-07-27	VHS
Nevada Desert Experience Records	MS-00524	Building Bombs		VHS
Nevada Desert Experience Records	MS-00524	Sat AM "I Remember When"	1991	VHS
Nevada Desert Experience Records	MS-00524	A Fertile Desert		VHS

Nevada Desert Experience Records	MS-00524	NDE in the Nuclear Age		Betacam Sp
Nevada Desert Experience Records	MS-00524	Try Testing Peace		U-matic S
Nevada Desert Experience Records	MS-00524	Fertile Desert		U-matic S
Nevada Desert Experience Records	MS-00524	unlabeld film reel		35mm
Nevada Desert Experience Records	MS-00524	Try Testing Peace		VHS
Nevada Desert Experience Records	MS-00524	ADW # 1 Opening Ceremonies		VHS
Nevada Desert Experience Records	MS-00524	ADW # 2		VHS
Nevada Desert Experience Records	MS-00524	ADW # 3		VHS
Nevada Desert Experience Records	MS-00524	ADW # 5		VHS
Nevada Desert Experience Records	MS-00524	ADW # 7		VHS
Nevada Desert Experience Records	MS-00524	ADW # 8		VHS
Nevada Desert Experience Records	MS-00524	ADW # 9		VHS
Nevada Desert Experience Records	MS-00524	ADW # 10		VHS
Nevada Desert Experience Records	MS-00524	ADW # 11		VHS
Nevada Desert Experience Records	MS-00524	ADW # 12		VHS
Nevada Desert Experience Records	MS-00524	Demonstration and Walks	1995-08-05	VHS

Nevada Desert Experience Records	MS-00524	August Desert Witness Evening Session	1995-08-04	VHS
Nevada Desert Experience Records	MS-00524	August Desert Witness # 1	1995	VHS
Nevada Desert Experience Records	MS-00524	August Desert Witness # 3	1995	VHS
Nevada Desert Experience Records	MS-00524	August Desert Witness # 4	1995	VHS
Nevada Desert Experience Records	MS-00524	August Desert Witness # 5	1995	VHS
Nevada Desert Experience Records	MS-00524	August Desert Witness	1995	VHS
Nevada Desert Experience Records	MS-00524	Non-Violent Witnessing Interviews	1993-08-12	VHS
Nevada Desert Experience Records	MS-00524	Nevada Desert Experience Sat AM	1995-08-05	VHS
Nevada Desert Experience Records	MS-00524	Peace Camp News/DOE Testing Film		VHS
Nevada Desert Experience Records	MS-00524	Jack Dairiki/Terry Tempest Williams August Desert Witness	1995	Audiocassette
Nevada Desert Experience Records	MS-00524	Nancy Hemesath, Cherishing Sister Earth	1989 February	Audiocassette
Nevada Desert Experience Records	MS-00524	Joan Malone Franciscan Roots for Making Peace	1989 February	Audiocassette
Nevada Desert Experience Records	MS-00524	LDE X Workshop: Jim Wallis "Discerning the Times"		Audiocassette
Nevada Desert Experience Records	MS-00524	LDE X Workshop: Daniel Berrigan "Idolatry in the 90s"		Audiocassette
Nevada Desert Experience Records	MS-00524	LDE X Workshop: Mary Luke Tobin "Where are We Going"		Audiocassette
Nevada Desert Experience Records	MS-00524	LDE X Workshop: Rosalie Bertell "Radiation Effects"		Audiocassette

Nevada Desert Experience Records	MS-00524	LDE X: Chad Myers Bible Study Louie Vitale "Why are We Here"		Audiocassette
Nevada Desert Experience Records	MS-00524	Dan Crosby Eucharist: Joy, Gratitude, and Imagination in Peacemaking	1989 February	Audiocassette
Nevada Desert Experience Records	MS-00524	Nuclear Realities Challenge Our Moral Thinking, Berry Stenger, OFM	1989-08-07	Audiocassette
Wilbur and Toni Clark Papers	MS-00361	Wilbur Clark Kine CBS		16mm
Wilbur and Toni Clark Papers	MS-00361	Wilbur Clark Kine CBS		16mm
Wilbur and Toni Clark Papers	MS-00361	Las Vegas America's Fun Capitol		16mm
Wilbur and Toni Clark Papers	MS-00361	Gambling-Hotel footage		16mm
Fraley Family Collection of Las Vegas, Nevada Films and Photographs	MS-00660	Boulder Dam Summer	1956-05-20	8mm
Hyman Gold Papers	MS-00496	(Canister 83) Las Vegas Pops Orch. 1st Concert at Lorenzi Park-The Mayor Speaking	1977-09-25	16mm
Bill Moore Papers	MS-00597	Razzle Dazzle Part 1		U-matic
Bill Moore Papers	MS-00597	City Lights edited master less interviews		Betacam SP
Bill Moore Papers	MS-00597	Dub of :30 Razzle Dazzle commercials used by Reno Hilton for TV campaign		U-matic S
Bill Moore Papers	MS-00597	Trump Castle's Glitter		VHS
Bill Moore Papers	MS-00597	Moulin Rouge Suzanne Somers	1984 February	VHS
Bill Moore Papers	MS-00597	Rejean Nudes on Ice		VHS
Bill Moore Papers	MS-00597	Bill Moore Greeting "Spice on Ice" at the Hacienda		VHS
Bill Moore Papers	MS-00597	On Stage Entertainment "Spice on Ice", 3-minute promo		VHS
Bill Moore Papers	MS-00597	Broadway		VHS
Bill Moore Papers	MS-00597	City Lites Dup	1986-08-25	VHS
Bill Moore Papers	MS-00597	Hotel Palace Be Dazzled		VHS
Bill Moore Papers	MS-00597	Paradise on Ice Royal York Hotel	1984	VHS
Bill Moore Papers	MS-00597	Bill Moore Productions Paradise on Ice		VHS
Bill Moore Papers	MS-00597	Moulin Rouge #1 Show Tape	1982-08-30	1/4 Inch audio reel

Bill Moore Papers	MS-00597	Mouln Rouge #1 Show Tape Vic Damone	1986-05-14	1/4 Inch audio reel
Bill Moore Papers	MS-00597	Rehearsal with Vocal Lead		1/4 Inch audio reel
Bill Moore Papers	MS-00597	Flamingo "Razzle Dazzle" #1 Show Tape	1981-12-09	1/4 Inch audio reel
Bill Moore Papers	MS-00597	Moulin Rouge Debbie Reynolds Master	1984-10-09	1/4 Inch audio reel
Bill Moore Papers	MS-00597	Moulin Rouge L.V. Hilton #1 Charo Show Tape		1/4 Inch audio reel
Bill Moore Papers	MS-00597	City Lites Promotional Tour	1982	1/4 Inch audio reel
Penelope Ruchman Nevada Casino Oral History Collection	MS-00907	Las Vegas Sports Consultants—LVSC Officess--Tape 1	2000-01-30	Audiocassette
Penelope Ruchman Nevada Casino Oral History Collection	MS-00907	Las Vegas Sports Consultants—LVSC Officess--Tape 2	2000-01-23	Audiocassette
Penelope Ruchman Nevada Casino Oral History Collection	MS-00907	Art Manteris—Hilton Superbook—Tape 1	2000-05-19	Audiocassette
Penelope Ruchman Nevada Casino Oral History Collection	MS-00907	Art Manteris—Hilton Superbook—Tape 2	2000-05-19	Audiocassette
Penelope Ruchman Nevada Casino Oral History Collection	MS-00907	William Wilkerson, III---GBS Office	2000-04-29	Audiocassette
Penelope Ruchman Nevada Casino Oral History Collection	MS-00907	Morey Mossman (“Doc” of Doc’s Sports) GBS Office	2000-03-28	Audiocassette
Penelope Ruchman Nevada Casino Oral History Collection	MS-00907	Frank Wright, Jr—GBS Office	2000-07-11	Audiocassette
Penelope Ruchman Nevada Casino Oral History Collection	MS-00907	Joe Lupo—Stardust Race & Sports Book	1999-07-01	Audiocassette
Penelope Ruchman Nevada Casino Oral History Collection	MS-00907	Keith Glantz— GBS Office —Tape 1	1999-05-08	Audiocassette
Penelope Ruchman Nevada	MS-00907	Keith Glantz— GBS Office —Tape 2	1999-05-08	Audiocassette

Casino Oral History Collection				
Penelope Ruchman Nevada Casino Oral History Collection	MS-00907	Keith Glantz—GBS Office-Tape 3	1999-05-08	Audiocassette
Penelope Ruchman Nevada Casino Oral History Collection	MS-00907	Jimmy Vaccaro—GBS Office—Tape 1	1999-05-04	Audiocassette
Penelope Ruchman Nevada Casino Oral History Collection	MS-00907	Jimmy Vaccaro—GBS Office—Tape 2	1999-05-04	Audiocassette
Penelope Ruchman Nevada Casino Oral History Collection	MS-00907	Bob Martin—phone from NYC—Part 1	1999-04-17	Audiocassette
Penelope Ruchman Nevada Casino Oral History Collection	MS-00907	Bob Martin—phone from NYC—Part 2	5/26-99	Audiocassette
Penelope Ruchman Nevada Casino Oral History Collection	MS-00907	John Avello—Bally's Race & Sports Book	1999-04-20	Audiocassette
Penelope Ruchman Nevada Casino Oral History Collection	MS-00907	Frank "Lefty" Rosenthal—phone from Miami—Tape 1	1999-06-16	Audiocassette
Penelope Ruchman Nevada Casino Oral History Collection	MS-00907	Frank "Lefty" Rosenthal—phone from Miami—Tape 2	1999-06-16	Audiocassette
Penelope Ruchman Nevada Casino Oral History Collection	MS-00907	Kelso Sturgeon—GBS Office—Tape 1	1999-05-21	Audiocassette
Penelope Ruchman Nevada Casino Oral History Collection	MS-00907	Kelso Sturgeon—GBS Office—Tape 2	1999-05-21	Audiocassette
Penelope Ruchman Nevada Casino Oral History Collection	MS-00907	Kelso Sturgeon—GBS Office—Tape 3	1999-05-21	Audiocassette
Penelope Ruchman Nevada Casino Oral History Collection	MS-00907	Jack Granowski—GBS Office	1999-07-01	Audiocassette

Penelope Ruchman Nevada Casino Oral History Collection	MS-00907	Herbie “Hoops” Lembeck—GBS Office	1999-06-05	Audiocassette
Penelope Ruchman Nevada Casino Oral History Collection	MS-00907	Lee Pete—GBS Office—Tape 1	1999-07-03	Audiocassette
Penelope Ruchman Nevada Casino Oral History Collection	MS-00907	Lee Pete—GBS Office—Tape 2	1999-07-03	Audiocassette
Penelope Ruchman Nevada Casino Oral History Collection	MS-00907	Bobby “The Owl” Bechtel, Bubba Youngblood, Andy Iskoe—GBS Office—Tape 1	1999-06-10	Audiocassette
Penelope Ruchman Nevada Casino Oral History Collection	MS-00907	Bobby “The Owl” Bechtel, Bubba Youngblood, Andy Iskoe—GBS Office—Tape 2	1999-06-10	Audiocassette
Penelope Ruchman Nevada Casino Oral History Collection	MS-00907	Bobby “The Midget”—GBS Office	1999-07-15	Audiocassette
Penelope Ruchman Nevada Casino Oral History Collection	MS-00907	Vic Salerno—Grier Drive—Tape 1	1999-06-22	Audiocassette
Penelope Ruchman Nevada Casino Oral History Collection	MS-00907	Vic Salerno—Grier Drive—Tape 2	1999-06-22	Audiocassette
Penelope Ruchman Nevada Casino Oral History Collection	MS-00907	Ron Gardner—phone from Reno	1999-10-09	Audiocassette
Penelope Ruchman Nevada Casino Oral History Collection	MS-00907	Edna Luckman—1200 Purple Sage	1999-11-14	Audiocassette
Penelope Ruchman Nevada Casino Oral History Collection	MS-00907	Sam Brown—Freddy G’s Diner	1999-07-23	Audiocassette
Penelope Ruchman Nevada Casino Oral History Collection	MS-00907	Sonny Reizner—Grace Ave.—Tape 1	1999-04-21	Audiocassette
Penelope Ruchman Nevada Casino Oral History Collection	MS-00907	Sonny Reizner—Grace Ave.—Tape 2	1999-04-21	Audiocassette

Penelope Ruchman Nevada Casino Oral History Collection	MS-00907	Roxy Roxborough—Las Vegas Sports Consultants Office—Tape 1	1999-04-09	Audiocassette
Penelope Ruchman Nevada Casino Oral History Collection	MS-00907	Roxy Roxborough—Las Vegas Sports Consultants Office—Tape 2	1999-04-09	Audiocassette
Penelope Ruchman Nevada Casino Oral History Collection	MS-00907	Lem Banker—phone interview from LV—Tape 1	1999-05-27	Audiocassette
Penelope Ruchman Nevada Casino Oral History Collection	MS-00907	Lem Banker—phone interview from LV—Tape 2	1999-05-27	Audiocassette
Penelope Ruchman Nevada Casino Oral History Collection	MS-00907	Al O'Donnell—GBS Office	1999-05-08	Audiocassette
Penelope Ruchman Nevada Casino Oral History Collection	MS-00907	Tony Salinas—GBS Office	1999-08-18	Audiocassette
Penelope Ruchman Nevada Casino Oral History Collection	MS-00907	Sid Diamond—GBS Office—Tape 1	1999-05-06	Audiocassette
Penelope Ruchman Nevada Casino Oral History Collection	MS-00907	Sid Diamond—GBS Office—Tape 1	1999-05-06	Audiocassette
Penelope Ruchman Nevada Casino Oral History Collection	MS-00907	Mike Lee—GBS Office—--Tape 1	1999-05-06	Audiocassette
Penelope Ruchman Nevada Casino Oral History Collection	MS-00907	Mike Lee—GBS Office—--Tape 2	1999-05-06	Audiocassette
Penelope Ruchman Nevada Casino Oral History Collection	MS-00907	Donnie Bader—GBS Office	1999-06-17	Audiocassette
Penelope Ruchman Nevada Casino Oral History Collection	MS-00907	Mort Olshan—phone from Los Angeles—Tape 1	1999-05-25	Audiocassette
Penelope Ruchman Nevada Casino Oral History Collection	MS-00907	Mort Olshan—phone from Los Angeles—Tape 2	1999-05-25	Audiocassette

Penelope Ruchman Nevada Casino Oral History Collection	MS-00907	Mort Olshan—w/Lee Pete—radio show—Tape 3	1999-09-15	Audiocassette
Penelope Ruchman Nevada Casino Oral History Collection	MS-00907	Jim Barnes—phone from Iowa	1999-06-18	Audiocassette
Penelope Ruchman Nevada Casino Oral History Collection	MS-00907	Richard Klamian—GBS Office-Tape 1	1999-06-26	Audiocassette
Penelope Ruchman Nevada Casino Oral History Collection	MS-00907	Richard Klamian—GBS Office-Tape 2	1999-06-26	Audiocassette
Penelope Ruchman Nevada Casino Oral History Collection	MS-00907	Gary Austin—phone from Costa Rica	1999-08-21	Audiocassette
Penelope Ruchman Nevada Casino Oral History Collection	MS-00907	Billy Baxter—Green Valley	1999-10-07	Audiocassette
Penelope Ruchman Nevada Casino Oral History Collection	MS-00907	Michael Gaughan—Orleans Casino	1999-07-30	Audiocassette
Penelope Ruchman Nevada Casino Oral History Collection	MS-00907	Jim Feist—Landry's Restaurant	1999-09-22	Audiocassette
Penelope Ruchman Nevada Casino Oral History Collection	MS-00907	Russ Culver—GBS Office	1999-06-21	Audiocassette
Penelope Ruchman Nevada Casino Oral History Collection	MS-00907	Donald "Duck" McKinney—Bally's Race & Sports Book	1999-10-12	Audiocassette
Penelope Ruchman Nevada Casino Oral History Collection	MS-00907	Chuck Di Rocco—Gaming Today Office	1999-10-06	Audiocassette
Penelope Ruchman Nevada Casino Oral History Collection	MS-00907	Marty Mendelsohn—GBS Office	1999-05-05	Audiocassette
Penelope Ruchman Nevada Casino Oral History Collection	MS-00907	Charles "Chuck" Schaupp—Las Vegas Sports Consultants –Tape 1	1999-07-28	Audiocassette

Penelope Ruchman Nevada Casino Oral History Collection	MS-00907	Charles “Chuck” Schaupp—Las Vegas Sports Consultants –Tape 2	1999-07-28	Audiocassette
Penelope Ruchman Nevada Casino Oral History Collection	MS-00907	Frank Hall—phone from Las Vegas	1999-05-31	Audiocassette
Penelope Ruchman Nevada Casino Oral History Collection	MS-00907	Herb “Speedy” Newman—GBS Office	1999-10-08	Audiocassette
Penelope Ruchman Nevada Casino Oral History Collection	MS-00907	Scotty Shettler—GBS Office—Tape 1	1999-05-13	Audiocassette
Penelope Ruchman Nevada Casino Oral History Collection	MS-00907	Scotty Shettler—GBS Office—Tape 2	1999-05-13	Audiocassette
Penelope Ruchman Nevada Casino Oral History Collection	MS-00907	Richard Saber—phone interview from Las Vegas	1999-09-03	Audiocassette
Penelope Ruchman Nevada Casino Oral History Collection	MS-00907	Jim Seagrave—Stardust Race & Sports Book	1999-07-09	Audiocassette
Penelope Ruchman Nevada Casino Oral History Collection	MS-00907	Ian Andersen—phone interview—Tape 1	2001-05-16	Audiocassette
Penelope Ruchman Nevada Casino Oral History Collection	MS-00907	Ian Andersen—phone interview—Tape 2	2001-05-22	Audiocassette
Penelope Ruchman Nevada Casino Oral History Collection	MS-00907	Rick Howe—GBS Office	2001-03-07	Audiocassette
Penelope Ruchman Nevada Casino Oral History Collection	MS-00907	Barry Lieberman—Orleans Casino	1999-10-04	Audiocassette
Penelope Ruchman Nevada Casino Oral History Collection	MS-00907	J.P. Williams—GBS Office	2001-03-01	Audiocassette
Penelope Ruchman Nevada Casino Oral History Collection	MS-00907	Andy Iskoe & Larry Grossman—GBS Office		Audiocassette

Penelope Ruchman Nevada Casino Oral History Collection	MS-00907	Mort Olshan—Greatest Pointspread Moments		Audiocassette
Penelope Ruchman Nevada Casino Oral History Collection	MS-00907	Lee Pete & Larry Grossman—GBS Office	1999-07-31	Audiocassette
Penelope Ruchman Nevada Casino Oral History Collection	MS-00907	Harvey Krendell—GBC Office	1999-12-10	Audiocassette
Penelope Ruchman Nevada Casino Oral History Collection	MS-00907	Jack Franzi—Celebrity Deli	2001-05-04	Audiocassette
Penelope Ruchman Nevada Casino Oral History Collection	MS-00907	Arne Lang—GBS Office	1999-12-09	Audiocassette
Penelope Ruchman Nevada Casino Oral History Collection	MS-00907	Tom Gallagher—Park Place Entertainment Corp. Office—Tape 1	2001-03-16	Audiocassette
Penelope Ruchman Nevada Casino Oral History Collection	MS-00907	Tom Gallagher—Park Place Entertainment Corp. Office—Tape 2	2001-03-16	Audiocassette
Penelope Ruchman Nevada Casino Oral History Collection	MS-00907	Morris Goldings—phone interview from Boston	1999-06-17	Audiocassette
Penelope Ruchman Nevada Casino Oral History Collection	MS-00907	Bill Nelson/Howard Schwartz/Jack Newton—GBS Office	2000-01-11	Audiocassette
Penelope Ruchman Nevada Casino Oral History Collection	MS-00907	JR Miller—phone from Tennessee	1999-06-18	Audiocassette
Penelope Ruchman Nevada Casino Oral History Collection	MS-00907	Claudine Williams & Jack Newton—Harrah's Casino, LV	2000-09-06	Audiocassette
Penelope Ruchman Nevada Casino Oral History Collection	MS-00907	Dr. Ivan Mindlin—phone from New Zealand	2000-11-02	Audiocassette
Penelope Ruchman Nevada Casino Oral History Collection	MS-00907	Ken Hense—GBS Offices	1999-05-13	Audiocassette

Penelope Ruchman Nevada Casino Oral History Collection	MS-00907	Amarillo Slim—GBS Office		Audiocassette
Penelope Ruchman Nevada Casino Oral History Collection	MS-00907	Pam Mahl Ellioet (Huey Mahl's daughter)—GBS Office	1999-12-02	Audiocassette
Penelope Ruchman Nevada Casino Oral History Collection	MS-00907	Basil "Jack "Newton #1	1999-11-08	Audiocassette
Penelope Ruchman Nevada Casino Oral History Collection	MS-00907	Basil "Jack "Newton #2	1999-11-12	Audiocassette
Penelope Ruchman Nevada Casino Oral History Collection	MS-00907	Basil "Jack "Newton #3	1999-11-18	Audiocassette
Penelope Ruchman Nevada Casino Oral History Collection	MS-00907	Basil "Jack "Newton #4	1999-11-18	Audiocassette
Penelope Ruchman Nevada Casino Oral History Collection	MS-00907	Basil "Jack "Newton #5	1999-12-07	Audiocassette
Penelope Ruchman Nevada Casino Oral History Collection	MS-00907	Basil "Jack "Newton #6	1999-12-15	Audiocassette
Penelope Ruchman Nevada Casino Oral History Collection	MS-00907	Basil "Jack "Newton #7		Audiocassette
Penelope Ruchman Nevada Casino Oral History Collection	MS-00907	Basil "Jack "Newton #8	1999-12-30	Audiocassette
Penelope Ruchman Nevada Casino Oral History Collection	MS-00907	Basil "Jack "Newton #9		Audiocassette
Penelope Ruchman Nevada Casino Oral History Collection	MS-00907	Basil "Jack "Newton #10	2000-01-21	Audiocassette
Penelope Ruchman Nevada Casino Oral History Collection	MS-00907	Basil "Jack "Newton #11	2000-02-03	Audiocassette

Penelope Ruchman Nevada Casino Oral History Collection	MS-00907	Basil “Jack “Newton #11B	2000-02-10	Audiocassette
Penelope Ruchman Nevada Casino Oral History Collection	MS-00907	Basil “Jack “Newton #12	2000-02-10	Audiocassette
Penelope Ruchman Nevada Casino Oral History Collection	MS-00907	Basil “Jack “Newton #13	2000-02-22	Audiocassette
Penelope Ruchman Nevada Casino Oral History Collection	MS-00907	Basil “Jack “Newton #14		Audiocassette
Penelope Ruchman Nevada Casino Oral History Collection	MS-00907	Basil “Jack “Newton #15	2000-03-22	Audiocassette
Penelope Ruchman Nevada Casino Oral History Collection	MS-00907	Basil “Jack “Newton #16	2000-04-13	Audiocassette
Penelope Ruchman Nevada Casino Oral History Collection	MS-00907	Howard Schwartz—GBS Office	1999-07-07	Audiocassette
Penelope Ruchman Nevada Casino Oral History Collection	MS-00907	Bill Zender—GBS Office—Tape 1	1999-06-29	Audiocassette
Penelope Ruchman Nevada Casino Oral History Collection	MS-00907	Bill Zender—GBS Office—Tape 2	1999-06-29	Audiocassette
Penelope Ruchman Nevada Casino Oral History Collection	MS-00907	George Joseph—GBS Office—Tape 1	2000-05-20	Audiocassette
Penelope Ruchman Nevada Casino Oral History Collection	MS-00907	George Joseph—GBS Office—Tape 2	2000-07-07	Audiocassette
Penelope Ruchman Nevada Casino Oral History Collection	MS-00907	Anthony Cabot—Lionel, Sawyer,Collins Law Office	1999-06-04	Audiocassette
Penelope Ruchman Nevada Casino Oral History Collection	MS-00907	Arnold Snyder—GBS Office	1999-07-07	Audiocassette

Penelope Ruchman Nevada Casino Oral History Collection	MS-00907	Nick Bogdonovich—GBC Office	1999-07-12	Audiocassette
Penelope Ruchman Nevada Casino Oral History Collection	MS-00907	Robert Walker—Mirage Race & Sports Book-Tape 1	1999-09-24	Audiocassette
Penelope Ruchman Nevada Casino Oral History Collection	MS-00907	Robert Walker—Mirage Race & Sports Book-Tape 2	1999-09-24	Audiocassette
Penelope Ruchman Nevada Casino Oral History Collection	MS-00907	Dana Corbo—Nevso Road—Tape 1	1999-07-07	Audiocassette
Penelope Ruchman Nevada Casino Oral History Collection	MS-00907	Dana Corbo—Nevso Road—Tape 2	1999-07-07	Audiocassette
Penelope Ruchman Nevada Casino Oral History Collection	MS-00907	Anthony Curtis—LV Advisor Office	1999-08-12	Audiocassette
Penelope Ruchman Nevada Casino Oral History Collection	MS-00907	Don Schlesinger—phone from Bardonia, NY	1999-06-16	Audiocassette
Penelope Ruchman Nevada Casino Oral History Collection	MS-00907	Ken White—GBS Office	1999-10-15	Audiocassette
Penelope Ruchman Nevada Casino Oral History Collection	MS-00907	Ernie Kaufman—phone from Los Angeles	2000-03-05	Audiocassette
Penelope Ruchman Nevada Casino Oral History Collection	MS-00907	Lee Pete radio show w/Larry Grossman	1999-11-02	Audiocassette
Penelope Ruchman Nevada Casino Oral History Collection	MS-00907	Stanford Wong—GBS Office—Tape 1	1999-06-26	Audiocassette
Penelope Ruchman Nevada Casino Oral History Collection	MS-00907	Stanford Wong—GBS Office—Tape 2	1999-06-26	Audiocassette
Penelope Ruchman Nevada Casino Oral History Collection	MS-00907	Jim Kilby—GBS Office	1999-07-07	Audiocassette

Penelope Ruchman Nevada Casino Oral History Collection	MS-00907	Stephen Nover—GBS Office	1999-07-30	Audiocassette
Penelope Ruchman Nevada Casino Oral History Collection	MS-00907	Jackie Gaughan—El Cortez Casino	1999-05-27	Audiocassette
Penelope Ruchman Nevada Casino Oral History Collection	MS-00907	***Richard Klamain Interview tape***		Audiocassette
Penelope Ruchman Nevada Casino Oral History Collection	MS-00907	***International Conference on Gambling—Bookmaking at the Turn of the 21st Century—Tape 1***	2000-06-12	Audiocassette
Penelope Ruchman Nevada Casino Oral History Collection	MS-00907	***An Interview with Michael Roxborough***		Audiocassette
Penelope Ruchman Nevada Casino Oral History Collection	MS-00907	***An Interview with Jimmy Vaccaro***		Audiocassette
Penelope Ruchman Nevada Casino Oral History Collection	MS-00907	***An Interview with Lee Pete***		Audiocassette
Penelope Ruchman Nevada Casino Oral History Collection	MS-00907	***An Interview with Jim Feist***		Audiocassette
Penelope Ruchman Nevada Casino Oral History Collection	MS-00907	***Lem Banker Interview***		Audiocassette
Penelope Ruchman Nevada Casino Oral History Collection	MS-00907	***Sonny Reizner Interview***		Audiocassette
Penelope Ruchman Nevada Casino Oral History Collection	MS-00907	***Pointspread Thrills***		Audiocassette
Penelope Ruchman Nevada Casino Oral History Collection	MS-00907	***Bob Martin Interview***		Audiocassette
Penelope Ruchman Nevada Casino Oral History Collection	MS-00907	***Meet the Insiders Tape 1***		Audiocassette

Penelope Ruchman Nevada Casino Oral History Collection	MS-00907	***Meet the Insiders Tape 2***		Audiocassette
Penelope Ruchman Nevada Casino Oral History Collection	MS-00907	unlabeled		Audiocassette
Penelope Ruchman Nevada Casino Oral History Collection	MS-00907	unlabeled		Audiocassette
Penelope Ruchman Nevada Casino Oral History Collection	MS-00907	unlabeled		Audiocassette
Penelope Ruchman Nevada Casino Oral History Collection	MS-00907	unlabeled		Audiocassette
Penelope Ruchman Nevada Casino Oral History Collection	MS-00907	unlabeled		Audiocassette
Penelope Ruchman Nevada Casino Oral History Collection	MS-00907	unlabeled		Audiocassette
Penelope Ruchman Nevada Casino Oral History Collection	MS-00907	unlabeled		Audiocassette
Penelope Ruchman Nevada Casino Oral History Collection	MS-00907	unlabeled		Audiocassette
Penelope Ruchman Nevada Casino Oral History Collection	MS-00907	unlabeled		Audiocassette
Penelope Ruchman Nevada Casino Oral History Collection	MS-00907	unlabeled		Audiocassette
UNLV Libraries Media Collection Annex A		MK 1/27		16mm
UNLV Libraries Media Collection Annex A		Eastman Background-X from Sen. Cannon files		16mm

UNLV Libraries Media Collection Annex A		Kiwanis Club Las Vegas		16mm
UNLV Libraries Media Collection Annex A		Sands 1966 Bridge Tournament	1966	16mm
UNLV Libraries Media Collection Annex A		Sands Hotel Film Collection 3a		16mm
UNLV Libraries Media Collection Annex A		Sands Hotel Film Collection 2c		16mm
UNLV Libraries Media Collection Annex A		Sands Hotel Film Collection 2a		16mm
UNLV Libraries Media Collection Annex A		Masai Enterprises Inc. Red Rock Canyon Master		1 inch videotape reel
UNLV Libraries Media Collection Annex A		Masai Films Red Rock BLM		16mm
UNLV Libraries Media Collection Annex A		Masai Red Rock BLM		16mm
UNLV Libraries Media Collection Annex A		Howard Hughes Collection, Robert Mahue		16mm
UNLV Libraries Media Collection Annex A		The Beatty Burro Festival		16mm
UNLV Libraries Media Collection Annex A		Year Around VacationLand		16mm
UNLV Libraries Media Collection Annex A		1956 Black Canyon, Colo Natl., Mes Verde, Chaco Canyon, Bandilier [Bandelier]	1956	8mm
UNLV Libraries Media Collection Annex A		Las Vegas Scenes 1926	1926	16mm
UNLV Libraries Media Collection Annex A		Sands Hotel Collection Jimmy McHugh		16mm
UNLV Libraries Media Collection Annex A		Las Vegas Crossroads of the West		16mm
UNLV Libraries Media Collection Annex A		Sands Hotel Jack Friedman and Copa Girls		16mm

UNLV Libraries Media Collection Annex A		Boulder Dam		16mm
UNLV Libraries Media Collection Annex A		Governor's Office Grant Sawyer Work Prints		16mm
UNLV Libraries Media Collection Annex A		Hoover Dam Reel 1 (Williams Mors Productions)		1 inch videotape
UNLV Libraries Media Collection Annex A		Hoover Dam Reel 2 (Williams Mors Productions)		1 inch videotape
UNLV Libraries Media Collection Annex A		Flood Hazards of Las Vegas		16mm
UNLV Libraries Media Collection Annex A		Hydro Race		16mm
UNLV Libraries Media Collection Annex A		Queen for a Day at Harrah's Tahoe		16mm
UNLV Libraries Media Collection Annex A		Winter Olympic Playground 1960 Harrahs's Club Reno	1960	16mm
UNLV Libraries Media Collection Annex A		Winter Oly. Playground Harrah's Club BW		16mm
UNLV Libraries Media Collection Annex A		Hoover Dam Dubs: The Story of Hoover Dam, Corralling the Colorado		U-matic
UNLV Libraries Media Collection Annex A		1931 Const. Master		U-matic
UNLV Libraries Media Collection Annex A		Corralling the Colorado Early 50s Film	1950s	U-matic
UNLV Libraries Media Collection Annex A		Hoover Dam Misc 2-90		U-matic S
UNLV Libraries Media Collection Annex A		Hoover Dam To Build a Dream		U-matic
Fred and Maurine Wilson Papers	MS-00012	Vegas Yesterdays	1920s-1950s	16mm
Fred and Maurine Wilson Papers	MS-00012	The Way it Was	1920s-1950s	16mm
Fred and Maurine Wilson Papers	MS-00012	unlabeled	1920s-1950s	16mm
Fred and Maurine Wilson Papers	MS-00012	unlabeled	1920s-1950s	16mm

Fred and Maurine Wilson Papers	MS-00012	unlabeled	1920s-1950s	16mm
Fred and Maurine Wilson Papers	MS-00012	unlabeled	1920s-1950s	16mm
Fred and Maurine Wilson Papers	MS-00012	unlabeled	1920s-1950s	16mm
Fred and Maurine Wilson Papers	MS-00012	unlabeled	1920s-1950s	16mm
Fred and Maurine Wilson Papers	MS-00012	unlabeled	1920s-1950s	16mm
Fred and Maurine Wilson Papers	MS-00012	unlabeled	1920s-1950s	16mm
Fred and Maurine Wilson Papers	MS-00012	unlabeled	1920s-1950s	16mm
Fred and Maurine Wilson Papers	MS-00012	unlabeled	1920s-1950s	16mm
Fred and Maurine Wilson Papers	MS-00012	unlabeled	1920s-1950s	16mm
Fred and Maurine Wilson Papers	MS-00012	unlabeled	1920s-1950s	16mm
Fred and Maurine Wilson Papers	MS-00012	unlabeled	1920s-1950s	16mm
Fred and Maurine Wilson Papers	MS-00012	unlabeled	1920s-1950s	16mm
Fred and Maurine Wilson Papers	MS-00012	unlabeled	1920s-1950s	16mm
Fred and Maurine Wilson Papers	MS-00012	unlabeled	1920s-1950s	16mm
Fred and Maurine Wilson Papers	MS-00012	Victor home record: Nevada		LP
Fred and Maurine Wilson Papers	MS-00012	Mrs. R. E. Lake and her son	1951-02-18	1/4 Inch audio reel
Fred and Maurine Wilson Papers	MS-00012	Reel 1		1/4 Inch audio reel
Fred and Maurine Wilson Papers	MS-00012	Reel 2		1/4 Inch audio reel
Fred and Maurine Wilson Papers	MS-00012	Reel 3		1/4 Inch audio reel
Wilson-Park Photograph Collection	PH-00222	Helldorado Parade	1954	16mm
Wilson-Park Photograph Collection	PH-00222	Parade	1930s-1950s	16mm

Wilson-Park Photograph Collection	PH-00222	Ensenada and Arizona	1930s-1950s	16mm
Wilson-Park Photograph Collection	PH-00222	Sunrise Mt.	1930s-1950s	16mm
Wilson-Park Photograph Collection	PH-00222	Western Scenery	1930s-1950s	16mm
Wilson-Park Photograph Collection	PH-00222	unlabeled	1930s-1950s	16mm
Wilson-Park Photograph Collection	PH-00222	unlabeled	1930s-1950s	16mm
Wilson-Park Photograph Collection	PH-00222	unlabeled	1930s-1950s	16mm
Wilson-Park Photograph Collection	PH-00222	unlabeled	1930s-1950s	16mm
Wilson-Park Photograph Collection	PH-00222	unlabeled	1930s-1950s	16mm
Wilson-Park Photograph Collection	PH-00222	unlabeled	1930s-1950s	16mm
Wilson-Park Photograph Collection	PH-00222	unlabeled	1930s-1950s	16mm
Wilson-Park Photograph Collection	PH-00222	unlabeled	1930s-1950s	16mm
Wilson-Park Photograph Collection	PH-00222	unlabeled	1930s-1950s	16mm
Wilson-Park Photograph Collection	PH-00222	unlabeled	1930s-1950s	16mm
Wilson-Park Photograph Collection	PH-00222	unlabeled	1930s-1950s	16mm
Wilson-Park Photograph Collection	PH-00222	unlabeled	1930s-1950s	16mm

Wilson-Park Photograph Collection	PH-00222	unlabeled	1930s-1950s	16mm
Wilson-Park Photograph Collection	PH-00222	unlabeled	1930s-1950s	16mm
Wilson-Park Photograph Collection	PH-00222	unlabeled	1930s-1950s	16mm
Wilson-Park Photograph Collection	PH-00222	unlabeled	1930s-1950s	16mm
Wilson-Park Photograph Collection	PH-00222	unlabeled	1930s-1950s	16mm
Wilson-Park Photograph Collection	PH-00222	unlabeled	1930s-1950s	16mm
Wilson-Park Photograph Collection	PH-00222	unlabeled	1930s-1950s	16mm
Wilson-Park Photograph Collection	PH-00222	unlabeled	1930s-1950s	16mm
Wilson-Park Photograph Collection	PH-00222	unlabeled	1930s-1950s	16mm
Wilson-Park Photograph Collection	PH-00222	unlabeled	1930s-1950s	16mm
Wilson-Park Photograph Collection	PH-00222	unlabeled	1930s-1950s	16mm
Wilson-Park Photograph Collection	PH-00222	unlabeled	1930s-1950s	16mm
Wilson-Park Photograph Collection	PH-00222	unlabeled	1930s-1950s	16mm
Wilson-Park Photograph Collection	PH-00222	unlabeled	1930s-1950s	16mm
Wilson-Park Photograph Collection	PH-00222	unlabeled	1930s-1950s	16mm
Donn Arden Papers	MS-00425	Jubilee	1993-06-22	VHS

Donn Arden Papers	MS-00425	Jubilee B & W		VHS
Donn Arden Papers	MS-00425	Clement Zelewski as Fred Astaire		VHS
Donn Arden Papers	MS-00425	Hello Hollywood Hello Cam #2 Dub		VHS
Donn Arden Papers	MS-00425	Lacquer discs		Lacquer disc
Donn Arden Papers	MS-00425	Mona Lisa		Lacquer disc
Donn Arden Papers	MS-00425	Spanish Modern Part 2		Lacquer disc
Donn Arden Papers	MS-00425	Medieval		Lacquer disc
Donn Arden Papers	MS-00425	Opening		Lacquer disc
Donn Arden Papers	MS-00425	Prison		Lacquer disc
Donn Arden Papers	MS-00425	Desert Inn Hello America #2 Rehearsal Disc #1		Lacquer disc
Donn Arden Papers	MS-00425	Desert Inn Hello America #2 Rehearsal Disc #2		Lacquer disc
Donn Arden Papers	MS-00425	Desert Inn Hello America #2 Rehearsal Disc #3		Lacquer disc
Donn Arden Papers	MS-00425	Desert Inn Hello America #2 Rehearsal Disc #4		Lacquer disc
Donn Arden Papers	MS-00425	Desert Inn Hello America #2 Rehearsal Disc #5		Lacquer disc
Donn Arden Papers	MS-00425	Desert Inn Hello America #2 Rehearsal Disc #6		Lacquer disc
		1/4" audio	28	
		audiocassttes	295	
		LP	1	
		Lacquer	13	
		16mm and 35mm	96	
		8mm	2	
		VHS	70	
		Betas	58	
		Umatics	9	
		Type C	3	
		items	575	

The University of Nevada, Las Vegas (UNLV) seeks a candidate for the following paid temporary grant-funded position located in the University Libraries (Lied Library on the UNLV main campus):

Job title:
Digital Preservation Assistant

POSITION SUMMARY:
Work with the University Libraries Special Collections and Archives (SCA) Division on a grant-funded initiative to preserve and provide access to historical audiovisual materials related to the history of Southern Nevada and UNLV. Under the guidance of the Technical Services Librarian, the candidate will be responsible for overseeing the reformatting of physical audio-visual media through collaboration with SCA staff and an external digitization vendor. The candidate will also perform metadata and processing work with digital assets and audio-visual materials on legacy electronic formats to ensure their long-term preservation and accessibility.

This position offers a great opportunity for learning about management of physical and digital audio-visual collections in an archival environment, particularly in terms of preservation and access.
** This is an eleven month temporary funded positions for XX months at $XXXX per month minus taxes. XX benefits. Position is scheduled for XX hours/week, from XXXX, 2019 to XXXX, 2020. Hours will be scheduled between 8 a.m. and 7 p.m, Monday – Friday, in alignment with Special Collections and Archives hours of operation.

RESPONSIBILITIES:
- Learning about the selection and preparation of historical media collections for digitization
- Prepping audio-visual materials to ensure safe transfer to the digitization vendor
- Providing vendor with project documentation and metadata
- Communicating with vendor during the digitization process
- Reviewing digital audio and moving image files for quality control upon receipt from the vendor
- Transferring audio-visual born-digital content from legacy media to a secure storage environment
- Performing preservation tasks on born-digital files to ensure long-term authenticity and integrity
- Following UNLV-developed workflow procedures and archival standards
- Collaborating with staff to ensure proper updates of administrative documentation, metrics, and associated collection records

WORKING CONDITIONS:
Sitting at a computer screen, physically lifting and moving materials weighing up to 50 lbs., maneuvering book trucks weighing up to 100 lbs., bending and stretching, and exposure to dust.

QUALIFICATIONS:
Required:
- Bachelor's degree
- Undergraduate work in history, information studies, or related field

- Strong organizational skills
- Strong verbal and written communication skills
- Strong computer/technology skills
- Ability to effectively work independently or as part of team
- Attention to detail
- Familiarity with principles, standards, and best practices in the preservation of archival materials
- Familiarity of audiovisual materials in analog formats (reel-to-reel, VHS, audiocassettes, etc.)
- Interest in Southern Nevada history

Preferred:
Preference will be enrolled in library/information sciences graduate programs who have completed at least one semester of coursework; preference will be given to applicants with coursework in archives and/or digital preservation. Applicants in history graduate programs will also be considered.

- Coursework in library and/or archival studies
- Experience working with archival materials, particularly digitized or born-digital formats
- Experience with metadata creation
- Experience working with audiovisual materials in analog formats
- Familiarity with digital preservation standards in an archival environment

To apply, please email Karla Irwin, Technical Services Librarian, karla.irwin@unlv.edu by midnight (PST) **XXXX XX, 2019**. Review of applications will begin XXXX XX, 20XX. Applications will be accepted until positions are filled.

Email subject line should read: XXX application-YOUR NAME
Email must include the following attachments:

- Cover letter (why you are interested in this position)
- Résumé, including names and contact information for three professional references

UNLV is an Equal Opportunity / Affirmative Action educator and employer committed to achieving excellence through diversity. All qualified applicants will receive consideration for employment without regard to, among other things, race, color, religion, sex, age, creed, national origin, veteran status, physical or mental disability, sexual orientation, genetic information, gender identity, gender expression, or any other factor protected by anti-discrimination laws. The University of Nevada, Las Vegas employs only United States citizens and non-citizens lawfully authorized to work in the United States. Women, under-represented groups, individuals with disabilities, and veterans are encouraged to apply

Cory Lampert
University of Nevada, Las Vegas
University Libraries
4505 S. Maryland Pkwy. Box 457041
Las Vegas, NV 89154-7041

Education

MLIS, Library and Information Studies
University of Wisconsin-Milwaukee, Milwaukee, WI (December 2005)
Concentration in: Digital Libraries, Legal Issues for Libraries

BA, Liberal Arts
Sarah Lawrence College, Bronxville, NY (December 1995)
Concentration in: Dance

Employment

July 2018- present
Professor
Head of Digital Collections Department
University of Nevada, Las Vegas University Libraries, Las Vegas, NV

July 2012- June 2018
Associate Professor
Head of Digital Collections Department
University of Nevada, Las Vegas University Libraries, Las Vegas, NV

January 2011-June 2012
Assistant Professor
Head of Digital Collections Department
University of Nevada, Las Vegas University Libraries, Las Vegas, NV

- Responsible for strategic planning and project management for the digital library program
- Provide leadership in identifying collaborative digitization opportunities and building partnerships locally, regionally, and nationally
- Participate in technology-related planning, evaluation, and implementation initiatives
- Manages team of five permanent staff (two classified employees and two faculty librarians), several grant-funded staff, interdepartmental digitization project teams, and student assistants

May 2006- January, 2011
Assistant Professor
Digitization Projects Librarian
University of Nevada, Las Vegas University Libraries, Las Vegas, NV

- Collected input and developed digitization program plan with vision, mission, and goals
- Vetted and implemented decision-making structure for soliciting and prioritizing new digital collection proposals
- Managed collaborative cross-departmental digitization project teams and one full-time classified staff member as well as temporary grant-funded staff
- Served as Libraries resource on digital library and metadata best practices; administered and maintained CONTENTdm collections and provided direction for related in-house digital collection application development

12/2004- 12/2005
Digitization Unit Graduate Intern
University of Wisconsin-Milwaukee Libraries, Milwaukee, WI

- Performed digital conversion of materials, processed digital images for web, indexed images and created metadata, and loaded CONTENTdm records for digital collections

Grants

Grants in Progress

Project Title: *National Digital Newspaper Program*
Funding Agency: National Endowment for the Humanities / Library of Congress
Goals: Convene statewide team to select and digitize additional 100,000 pages of historic Nevada newspapers to be contributed to the Chronicling America digital portal.
Role: Co-PI (50% contribution)
Grant dates: March 2018 -September 2020
Total award: $318,302
https://tinyurl.com/l44dzf4

Project Title: *Building the Pipelines: Large-Scale Digitization Models for Nevada Cultural Heritage*
Funding Agency: Library and Information Technology Services Act (LSTA)
Goals: Develop approaches and workflow for large-scale digitization projects, share information via statewide workshop, promote collaborative digitization in Nevada.
Role: Co-PI (50% contribution)
Grant dates: July 2012 -July 2013
Total award: $80,685

Project Title: *Early Las Vegas Newspapers Project*
Funding Agency: Las Vegas Centennial Commission
Goals: Create a complete, online, searchable version of the *Las Vegas Age* newspaper as well as the region's first, but short-lived newspaper, the *Las Vegas Times*. The proposed project will result in digital access to the *Las Vegas Age* newspaper in its entirety from 1905 to 1947, and to the *Las Vegas Times* from 1905 to 1906.
Role: Co-PI (50% contribution)
Grant dates:
Total award: $49,400

Completed Grants

Project Title: *Raising the Curtain: Large-Scale Digitization Models for Nevada Cultural Heritage*
Funding Agency: Library and Information Technology Services Act (LSTA)
Goals: Develop approaches and workflow for large-scale digitization projects, share information via statewide workshop, promote collaborative digitization in Nevada.
Role: Co-PI (50% contribution)
Grant dates: July 2012 -July 2013
Total award: $97,938

Project Title: *Online Access for the City of Las Vegas Commission Minutes (1911-1960) and Ordinances (1911-1958)*
Funding Agency: Las Vegas Centennial Commission
Goals: Create full-text searchable transcripts from the digital files captured from the analog source material (ordinance books). Provide online access to these materials for researchers.
Role: Co-PI (50% contribution)
Grant dates:
Total award: $5,500

Project Title: *National Digital Newspaper Program*
Funding Agency: National Endowment for the Humanities / Library of Congress
Goals: Convene statewide team to select and digitize additional 100,000 pages of historic Nevada newspapers to be contributed to the Chronicling America digital portal.
Role: Co-PI (50% contribution)
Grant dates: March 2016 -September 2018
Total award: $210,000
https://tinyurl.com/l44dzf4

Project Title: *The Southern Nevada Jewish Community Heritage Project*
Funding Agency: Library and Information Technology Services Act (LSTA)
Goals: Create a digital collection that provides online access to historical resources about Jews in Nevada and initiate a strategic collecting initiative to ensure the preservation of and access to historical primary resources about this community.
Role: Co-PI (50% contribution)
Grant dates: July 2014 -July 2015
Total award: $100,000
http://digital.library.unlv.edu/jewishheritage

Project Title: *National Digital Newspaper Program*
Funding Agency: National Endowment for the Humanities / Library of Congress
Goals: Convene statewide team to select and digitize 100,000 pages of historic Nevada newspapers to be contributed to the Chronicling America digital portal.
Role: Co-PI (50% contribution)
Grant dates: March 2014 -September 2016
Total award: $310,000
https://tinyurl.com/l44dzf4

Project Title: *Documenting the African American Experience in Las Vegas –Phase 2*
Funding Agency: Library and Information Technology Services Act (LSTA)

Goals: Provide an extensive, easily searchable digital collection of documenting the African American community in Las Vegas.
Role: Co-PI (30% contribution)
Grant dates: July 2013 -July 2014
Total award: $100,000
http://digital.library.unlv.edu/aae

Project Title: *Rebel Yell: Student Newspaper Pilot Project*
Funding Agency: Library and Information Technology Services Act (LSTA)
Goals: Digitize microfilm of Rebel Yell UNLV student newspaper and pilot online collection.
Role: Co-PI (30% contribution)
Grant dates: July 2012 -July 2013
Total award: $24,500
http://digital.library.unlv.edu/rebelyell

Project Title: *Documenting the African American Experience in Las Vegas – Phase 1*
Funding Agency: Library and Information Technology Services Act (LSTA)
Goals: Provide an extensive, easily searchable digital collection of documenting the African American community in Las Vegas
Role: Co-PI (30% contribution)
Grant dates: July 2012 -July 2013
Total award: $87,000
http://digital.library.unlv.edu/aae

Project Title: *Dreaming the Skyline: Resort Architecture and the New Urban Space*
Funding Agency: Library and Information Technology Services Act (LSTA)
Goals: Provide an extensive, easily searchable digital collection of documenting resort architecture and the impact of Las Vegas architects worldwide.
Role: Co-PI (30% contribution)
Grant dates: July 2011-July 2012
Total award: $80,000
http://digital.library.unlv.edu/skyline

Project Title: *The Historic Landscape of Nevada: Development, Water, and the Natural Landscape*
Funding Agency: Library and Information Technology Services Act (LSTA)
Goals: Provide an extensive, easily searchable digital collection of primary historical materials on water resources and create a joint research portal with the UNLV Institutional Repository.
Role: Co-PI (30% contribution)
Grant dates: July 2010-July 2011
Total award: $95,000
http://digital.library.unlv.edu/collections/historic-landscape

Project Title: *Menus: The Art of Dining*
Funding Agency: Library and Information Technology Services Act (LSTA)
Goals: Provide an extensive, easily searchable digital collection of primary historical material from UNLV Special Collections' extensive menu collections.
Role: Co-PI (30% contribution)
Grant dates: July 2009-July 2010
Total award: $50,000
http://digital.library.unlv.edu/collections/menus

Project Title: *Southern Nevada: The Boomtown Years 1900-1925*
Funding Agency: Library and Information Technology Services Act (LSTA)
Goals: Provide an extensive, easily searchable digital collection of primary historical material documenting the early boom years of Southern Nevada
Role: Co-PI (30% contribution)
Grant dates: July 2008-July 2009
Total award: $95,000
http://digital.library.unlv.edu/boomtown/

Unfunded Grants

Project Title: *CRADL – Creating Regional Authority Data for Linking*
Funding Agency: National Endowment for the Humanities
Goals: Develop a collaborative model for the regional development of linked open data authorities for Nevada people and groups.
Role: Co-PI (75% contribution)
Grant submitted: May 2016
Total requested: $73,994

Project Title: *Workers Unite: Culinary Union Digital Collection*
Funding Agency: Library and Information Technology Services Act (LSTA)
Goals: Large-scale digitization project to increase access to the records of the Culinary Union photographic collections documenting labor in Southern Nevada.
Role: Co-PI (75% contribution)
Grant submitted: July 2016
Total requested: $77,811

Honors and Awards

2013 UNLV *McPhee Librarian of the Year Award* in recognition for expertise and skill in moving a project from conception to implementation to assessment, the establishment of a highly cooperative and productive work environment, and efforts to make library collections available as widely as possible. In addition, the award recognized a substantial record of scholarship, a role in consistently securing grants, and a commitment to local, regional, and national service. Highlighted impact of this work in bringing the University Libraries' digital collections national recognition and stature.

2013 *Innovation Showcase at UNLV Academic Achievement Gala*; selected through a campus-wide refereed selection process by the UNLV Office of the Provost to present a poster to highlight and celebrate high-profile faculty research.

2011 *Emerald Publishing Outstanding Paper Award* – One of three Commendable Papers: **http://www.emeraldinsight.com/authors/literati/awards.htm?year=2011&journal=oclc**

2011 *Outstanding Library Faculty Service Award* in recognition of outstanding contributions to the University Libraries in the area of service.

2010 *National Council on Public History's Outstanding Public History Project Award* for excellence in the *Nevada Test Site Oral History Project.* The award recognizes work completed within the previous two calendar years (2009 and 2010) that contributes to a broader public reflection and appreciation of the past or that serves as a model of professional public history practice. http://digital.library.unlv.edu/ntsohp

2008 *Outstanding Library Faculty Scholarship Award* in recognition of outstanding contributions to the Libraries in the area of scholarship.

2008 *Elizabeth B. Mason Project Award* (Honorable Mention) for outstanding use of oral history in the *Nevada Test Site Oral History Project*. http://digital.library.unlv.edu/ntsohp

Scholarship

Journal Articles—Refereed

Lampert, C.L. (2018). Looking at Linked Open Data from a Digital Asset Management Perspective. Journal of Digital Media Management, 6/2 (161-173)

Lampert, C.L. (2017). Ramping Up: Evaluating Large-Scale Digitization Potential with Small-Scale Resources. Digital Library Perspectives, 34/1 (45-59).

Dolski, A., Lampert, C., Choi, K. "Explorations of a very-large-screen digital library interface." D-Lib. 23:7/8, online at: http://www.dlib.org/dlib/july17/dolski/07dolski.html.

Southwick, S.B., Lampert, C.L., Southwick, Richard, R.M. (2016). Preparing Controlled Vocabularies for Linked Data: Benefits and Challenges. Journal of Library Metadata, 15(3-4), 177-190.

Lampert, Cory & Silvia B. Southwick (2013) Leading to Linking: Introducing Linked Data to Academic Library Digital Collections, Journal of Library Metadata, 13:2-3, 230-253

Southwick, Silvia and Cory Lampert. "Metadata Dictionary Database: A Proposed Tool for Academic Library Metadata Management". Journal of Electronic Resources Management 23/4 (2011) 341-360.

Lampert, Cory and Su Kim Chung. "Beyond Access: Bringing User Interaction into Digital Collections". Journal of Library Innovation 2/2 (2011) 74-93.

Lampert, Cory, Alex Dolski, and Brian Egan. "dmBridge: Building a Collaborative Solution for Streamlined Digital Library Design and Development." OCLC Systems and Services: International Digital Library Perspective 26.2 (2010) 103-113.

Lampert, Cory and Jason Vaughan. "Success Factors and Strategic Planning: Rebuilding an Academic Library Digitization Program." Information Technology and Libraries 28.3 (2009): 116-36.

Del Bosque, Darcy and Cory K. Lampert. "A Chance of Storms: New Librarians Navigating Technology Tempests." Technical Services Quarterly. 26/4 (2008).

Book chapters or parts of books

Gross, K. M., Lampert, C. K., Lapworth, E. A. Optimizing Merged Metadata Standards for Online Community History: A Linked Open Data Approach. In Fuchs, C., Angel, C. M. (Ed.), Organization, Representation and Description through the Digital Age: Information in Libraries, Archives and Museums. Berlin: De Gruyter Saur.

Lampert, Cory & Silvia Southwick (2015) "On the Brink of Linked Open Data: Evolving Workflows and Staff Expertise" in Eden, Brad (ed.), volume 3, "Cutting Edge Research in Developing the Library of the Future: New Paths for Building Future Library Services."

Lampert, Cory and Jim DelRosso. Introduction and Chapter 1, "So you want to be a digital librarian -- what does that mean?" in Jump-Start Your Career as a Digital Librarian: A LITA Guide. Ed. Jane Monson. Chicago, IL: American Library Association. (2012) 3-19.

Griffis, Patrick, Kristen Costello, Darcy Del Bosque, Cory Lampert, and Eva Stowers. "Discovering Places to Serve Patrons in the Long Tail" Library 2.0 Initiatives in Academic Libraries. Ed. Laura Cohen. Chicago, IL: Association of College and Research Libraries (2007). 1-15.

Conference Papers and Proceedings

Lampert, Cory and Jason Vaughan. "Preparing to Preserve: Three Essential Steps to Building Experience with Digital Preservation." International Federation of Library Associations World Library and Information Congress, Kuala Lumpur, Malaysia, August 2018. (Presentation and Published Conference Proceedings)

Presentations at professional meetings—Invited

Lampert, Cory. "Past and Future Converge: Emerging Practice in Digital Libraries." Hidden Collections: California, Berkeley, CA, October 2018. (Presentation)

Lampert, Cory and Jason Vaughan. "Preparing to Preserve: Three Essential Steps to Building Experience with Digital Preservation." International Federation of Library Associations World Congress, Kuala Lumpur, Malaysia, August 2018. (Presentation and Published Conference Proceedings)

Lampert, Cory. "Impacts of Working with Linked Data." 45th Annual Conference of Art Libraries Association of North America, New Orleans, LA, February 2017. (Panel Presentation)

Lampert, Cory and Jason Vaughan. "Successful Vendor Relations for Newspaper Digitization." National Digital Newspaper Program Awardee Meeting, Washington, DC, September 2016. (Presentation)

Lampert, Cory and Silvia Southwick. "Linking Locally: A Technical Tour of the UNLV LOD Project." Association for Information Science and Technology (ASIST), Online, September 2016. (Presentation)

Lampert, Cory. "Link It: Exploring Semantic Richness in Digital Collections." 2nd Virtual Symposium on Information and Technology in the Arts and Humanities, Online, May 2016. (Presentation)

Lampert, Cory. "RDF and LOD in Use Today." Art Libraries Association of North America and Visual Resources Association 3rd Joint Conference, Seattle, WA, March 2016. (Presentation)

Lampert, Cory. "Seeking Perspective: Using Archival and Primary Source Material on Native and Nuclear Issues." Native American Youth Awareness Forum on Nuclear Issues, Las Vegas, NV, March 2016. (Presentation)

Lampert, Cory. "Unlock Your Data: the Content Contributor Approach to Creating Linked Open Data." Southern California Technical Processes Group Symposium on Linked Open Monterey Park, CA, January 2016. (Panel Presentation)

Lampert, Cory and Silvia Southwick. "Exposing Hidden Relationships: Practical Work in Linked Data using Digital Collections." Linked Data and RDF: New Frontiers in Metadata and Access Conference, Online, April 2015. (Presentation)

Lampert, Cory. "The Nevada Test Site Oral History Project: Finding Treasures in Firsthand Historical Accounts." Native American Youth Awareness Forum on Nuclear Issues, Las Vegas, NV, March 2015. (Presentation)

Lampert, Cory and Jason Vaughan. "Tales of an Awardee: Year One Digitizing Nevada's Historic Newspapers." National Digital Newspaper Program Awardee Meeting, Washington, DC, September 2014. (Presentation)

Lampert, Cory and Jason Vaughan. "Exploring Newspapers in an Interactive Touchscreen Environment." National Digital Newspaper Program Awardee Meeting, Washington, DC, September 2014. (Poster Presentation)

Southwick, Silvia and Cory Lampert. "Librarian's Adventures into Linked Open Data." 10th Annual Semantic Technology and Business Conference, Linked Open Data for Libraries, Archives and Museums (LODLAM) Training Day, San Jose, California, August 2013. (Presentation)

Lampert, Cory. "The Nevada Test Site Oral History Project: Bringing Primary Sources to Researchers." American Library Association Annual Conference, Reference and User Services Association, History Section, Historical Materials Committee (RUSA), San Francisco, California, June 2014. (Presentation)

Lampert, Cory and Silvia Southwick. "Transforming CONTENTdm Metadata to Linked Data." CONTENTdm Southern User Group Meeting, Columbia, South Carolina, May 2014. (Keynote Presentation)

Lampert, Cory. "Unleashing Expressivity: Linked Data for Digital Library Managers." Utah Academic Library Association; Salt Lake City, Utah, March 2014. (Presentation)

Southwick, Silvia and Cory Lampert. "Linked, Exposed, Data: UNLV's Linked Data Project." National Information Standards Organization (NISO), Webinar on Linked Open Data: From Vision to Reality, December 2013. (Presentation)

Lampert, Cory and Silvia Southwick. "Transforming CONTENTdm Metadata into Linked Open Data." CONTENTdm Virtual Conference, Online presentation at the CONTENTdm Virtual Conference, December 2013. (Presentation)

Southwick, Silvia and Cory Lampert. "Exposing Missing Links: From CONTENTdm Metadata to the Linked Open Data Cloud." Best Practices Exchange, Salt Lake City, Utah, November 2013. (Presentation)

Lampert, Cory, Claytee White, and Jarmilla McMillian-Arnold. "Documenting the African American

Experience in Las Vegas: A Collaborative Project." Southwest Oral History Association (SOHA), Reinventing Realities: Creating Identity and Community through Oral History Conference, Las Vegas, Nevada, April 2013. (Panel Presentation)

Lampert, Cory and Katherine Rankin. "Navigating to Success: Finding Your Way Through the Challenges of Map Digitization." Western History Association Annual Meeting 2011, Oakland, California, October 2011. (Panel Presentation)

Lampert, Cory. "CONTENTdm Digital Collections: Increasing Access and Use." American Library Association Annual Meeting. Denver, Colorado, January 2009. (Presentation)

Lampert, Cory. "Building CONTENTdm Digital Collections: New Capabilities, New Opportunities." Association of College and Research Libraries National Conference. Seattle, Washington, March 2009 . (Presentation)

Lampert, Cory. "Using CONTENTdm to Compliment K-12 Curriculum." CONTENTdm Upper Midwest User Group Meeting, Madison, Wisconsin, October 2009. (Panel Presentation)

Lampert, Cory. "Managing Your First Digital Project: Lessons Learned." Panel Presentation, "Museums, Libraries and Archives in a Digital World." Oasis Conference. Siena Hotel Casino, Reno. 23 May 2007. (Panel Presentation)

Presentations at professional meetings—Refereed

Lampert, Cory and Amy Hunsaker. "Linking Nevada: Enhancing Authority Data to Improve Access to Digital Collections." DPLAFest, Chicago, IL, April 2017. (Presentation)

Lampert, Cory and Amy Hunsaker. "Nevada's Digital Treasures: Mining (and Striking Gold) with the Digital Public Library of America." Nevada Library Association Annual Conference, Las Vegas, NV, October 2016. (Presentation)

Hanson, Eric, Lampert, Cory K, and Southwick, Silvia B. "Getting Started with Linked Open Data: Lessons from UNLV and NCSU." American Library Association Annual Conference, San Francisco, CA, June 2015. (Presentation)

Lampert, Cory and Silvia Southwick. "Taking Action: Linked Data for Digital Collection Managers." American Library Association Annual Conference, Library and Information Technology Association (LITA), San Francisco, California, June 2014. (Presentation)

Southwick, Silvia and Cory Lampert. "Practical Work in Linked Open Data Using Digital Collections: Unleashing the Expressivity of Data." Coalition for Networked Information Spring Meeting, St. Louis, Missouri, March 2014. (Presentation)

Southwick, Silvia and Cory Lampert. "Transforming Digital Collections into Linked Open Data: Rise of the Missing Links." Association of College and Research Libraries National Conference; Indianapolis, Indiana, March 2009. (Poster Session)

Lampert, Cory and Silvia Southwick, “Linked Data Demystified: Practical Efforts to Transform CONTENTdm Metadata into Linked Data.” Online presentation in the Virtual CONTENTdm User Group Meeting, November 7, 2012. (Presentation)

Southwick, Silvia and Cory Lampert. “Metadata Dictionary Database (MDD): A Proposed Tool for Academic Library Metadata Management.” Association of College and Research Libraries Conference, Philadelphia, Pennsylvania, March 2011. (Poster Session)

Lampert, Cory and Katherine Rankin. “Navigating to Success: Finding Your Way Through the Challenges of Map Digitization.” American Library Association Annual Meeting 2011, New Orleans, Louisiana, June 2011. (Poster Session and Presentation)

Vaughan, Jason, Cory Lampert and Victoria Nozero. “User Self-Sufficiency: A Realistic Goal or a Pie-In-The-Sky?" Association of College and Research Libraries National Conference 2011, Philadelphia, Pennsylvania, April 2011. (Panel Presentation)

Lampert, Cory and Mary Palevsky. “Conflicting Memories, Contested Borderlands; Documenting, Preserving and Disseminating Narratives of the Nuclear West.” Southwestern Oral History Association Annual Conference, Boulder City, Nevada, April 2010. (Panel Presentation)

Lampert, Cory and Krystyna Matusiak. "Tales from the field: The right mix of theory, practice, and soft skills for employability of graduates in the digital library world". World Library and Information Congress: 76th IFLA General Conference and Assembly, Satellite Meeting, Cooperation and Collaboration in Teaching and Research: Trends in Library and Information Studies Education, Borås, Sweden, August 2010. (Presentation)

Lampert, Cory and Su Kim Chung. “Strategic Planning for Sustaining User-Generated Content in Digital Collections.” Best Practices Exchange: Libraries and Archives in the Digital Era, Phoenix, Arizona, October 2010. (Presentation)

Lampert, Cory, and Jason Vaughan. "Insights into the Cultivation and Sustainability of Academic Library Digitization Programs: Success Factors and Challenge Threats." Association of College and Research Libraries National Conference; Seattle, WA, March 2009. (Poster Session)

Lampert, Cory. "Southern Nevada the Boomtown Years: Building K-12 Teaching Resources into Digital Collections." CONTENTdm Western User Group Meeting. Reno, Nevada, June 2009. (Presentation)

Lampert, Cory, Darcy Del Bosque and Kristen Costello. “Sayonara Party Girl, Hello Real World: Surfing into Library Technology Positions.” American Library Association 27th Annual Conference. Anaheim Convention Center, Anaheim. 30 Jun. 2008. (Poster Session)

Lampert, Cory. “Code Names, Controversy and Cultural Memory: Building the Nevada Test Site Oral History Project Digital Library.” American Library Association 27th Annual Conference. Anaheim Convention Center, Anaheim. 28 Jun. 2008. (Poster Session)

Lampert, Cory. “Managing the Transition from Large-Scale Oral History Research to Digital Archive: The Digital Librarian’s Perspective.” Oral History Association Annual Meeting. Oakland Convention Center, Oakland. 25 Oct. 2007. (Paper presentation)

Lampert, Cory. "Adventures in Digitization: A New Librarian Shares Five Hard Earned Tips to Avoid Project Management Pitfalls." Library and Information Technology Association 10th National Forum. Marriott City Center, Denver. 6 Oct. 2007. (Poster Session)

Lampert, Cory. "Workflow at the UNLV University Libraries: A Digitization Program Grows Up." CONTENTdm Western User Group Meeting, Reed College, Portland. 24 Jul. 2007. (Panel Presentation)

Del Bosque, Darcy and Cory Lampert. "Keeping Afloat in Technology Tempests: Transforming Librarians into Technologically Savvy Experts." Association of College and Research Libraries 13th National Conference. Baltimore Convention Center, Baltimore. 30 Mar. 2007. (Poster Session)

Invited Workshops

Lampert, Cory and Silvia Southwick. "Not Just for Data Geeks: A Practical Approach to Linked Data for Digital Library Managers." Mountain West Digital Library, October 20013. (Day-long, hands-on workshop for 20 paying regional attendees)

Journal Articles—Non-Refereed

Lampert, Cory and Katherine Rankin. "Navigating to Success: Finding Your Way Through the Challenges of Map Digitization." Information Bulletin of the Western Association of Map Libraries (November 2013): 22-35.

Project Briefings, Book Reviews

Silvia B. Southwick & Cory K. Lampert (2013) UNLV Linked Data Project, D-Lib, 20:1-2, online at: http://www.dlib.org/dlib/january14/01inbrief.html

Lampert, Cory. Review of Changing the Way We Work, Michelle Boule. Info Career Trends, Jun. 2008. Accessible online at: http://lisjobs.com/career_trends/?p=102.

Editorial and Review Activities
2014- 2017 Journal of Library Metadata (Ad-hoc Reviewer)
External Review for Florida Atlantic University promotion and tenure candidate

Service

National

Digital Public Library of America (DPLA)
Regional Representative (2013-2014, 2016-2017)

Digital Library Federation (DLF)
Program Review Committee (2018)
Assessment Interest Group (2016- present)

ALA Google Book Search Settlement Task Force (2009-2011)

Regional

Mountain West Digital Library
Co-Chair, Digitization Committee (2018 - 2019)

Mountain West Digital Library
MWDL Governing Board (2016- present)

Mountain West Digital Library
MWDL Program Director Search Committee Member (2016)

Utah Academic Library Consortium (UALC)

- MWDL Bulk Digitization Interest Group (2016- present)
- MWDL Digital Preservation Task Force, Chair (2014- present)
- MWDL Price List Working Group (2014 - 2015)
- MWDL Linked Data Interest Group (2013-present)
- UALC Digital Asset Management System Interest Group, Facilitator (2013-2015)
- UALC Digitization Committee (Co-Chair, 2009-2010)
- UALC Digitization Committee Training Task Force, Facilitator (2008-2012).
- UALC Digitization Committee Standards and Best Practices Task Force (2008-2012)
- UALC Digitization Committee Web 2.0 Task Force (2010-2012)
- UALC Metadata Task Force (2009-2011)

Nevada Statewide Digital Advisory Committee
Standards and Best Practices Working Group (Co-Chair, 2010- 2013)
As co-chair of this working group I work to establish consensus about digitization standards among Nevada cultural heritage organizations.

Selected Regional Service:
Greater Western Library Association (GWLA)
GWLA Digitization Committee (2008- present)
GWLA Western Waters Digital Library (2008 – present)

Community

City of Las Vegas Open Data Steering Committee
Community Representative (2017 – present)

Oral History Consortium of Southern Nevada
Member (2015 – present)

University

UNLV Faculty Senate (2018-present)
UNLV Faculty Senate Academic Freedom and Ethics Committee (2017-2018)
UNLV Faculty Senate Promotion and Tenure Committee (2014-2016)
UNLV Faculty Senate Program Review Committee (2008-2011)

University Libraries

University Libraries Ad Hoc Fellows Planning Group (2016- present)
University Libraries Digital Asset Management Task Force (chair) (2014- 2018)
Libraries Faculty Mentoring Program (2013 – present)
Libraries Linked Data Study Group (2012-2017)
Library Council (2011 – present)

Search Committees (selected)

UNLV Libraries Special Collections Metadata Librarian Search Committee (2017)
UNLV Libraries Digital Library Developer / Web Developer Search Committee (Chair) (2016)
UNLV Libraries Head of Systems Search Committee (2015)
UNLV Libraries Digital Collections Librarian Search Committee (2014)
Head, Special Collections Technical Services Search Committee (Co-Chair) (2013-2014)
Director of Special Collections Search Committee (Chair) (2012)

Service - Mentoring

University Libraries Fellows Program Mentor (2017 - present)
University Libraries Faculty Mentoring Program (2013 - present)
International Librarians Network (ILN) Mentor (2013-2015)
University Library Peer Coach Program Mentor (2008-present)

Karla A. Irwin

1994 Thunder Ridge Circle • Henderson, NV 89012 • 302-547-9779 • karla.irwin@gmail.com

Education

- Drexel University: Master of Science, Library and Information Science, September 2012
- University of Delaware: Bachelor of Science, Apparel Design, January 2001

Credentials

- Digital Archives Specialist certification from the Society of American Archivists, 2017-present.

Professional Experience

Special Collections & Archives Technical Services Librarian: **University of Nevada, Las Vegas** (Las Vegas, NV; April 2014-Present)

- Assists in all tasks relating to making archival materials discoverable and usable.
- Process physical, digital, and hybrid manuscript collections and create associated description in ArchivesSpace in accordance with accepted standards (DACS).
- Develop accessioning and processing policies and workflows for management of born-digital materials.
- Provide guidance to Curators and Accessioning Archivist for transfer of collections with electronic materials.
- Collaborate with Visual Materials Curator to accession, process, and describe born-digital photograph collections.
- Collaborate with the Oral History Research Center to manage the oral history archival collection including long-term preservation of born-digital files.
- Process backlog of existing oral history collections and collaborate with Digital Collections to outsource legacy media for reformatting.
- Serve as departmental liaison between Special Collections and Library Technologies on the implementation and ongoing maintenance of the collection management system (ArchivesSpace).
- Design, implement, and supervise collection wide survey of archival and audio-visual materials to gain greater intellectual and physical control over collections.
- Participate in Public Services activities including reference services, social media posts, event activities, and outreach.
- Work with Digital Collections to provide timely online access to born-digital photographs and oral history transcripts.
- Supervise student workers and temporary contract employees.

- Participate in exhibit program, library committees, and task forces.

Digital Initiatives and Audiovisual Collections Technician: **Hagley Museum and Library** (Wilmington, DE; December 2012-April 2014)

- Responsible for digital image file creation: Archival scanning and photography, image editing and color correction (Photoshop), and technical and descriptive metadata using accepted standards (Dublin Core) in CONTENTdm.
- Conduct all technical work for oral history project: Inventory and condition assessment, rehousing and labeling materials, conversion of analog (audiotape reels, audiocassette) to digital format using Adobe Audition and creation of collection guide produced with Archivists' Toolkit.
- Assist in conversion of new finding aid database by producing EAD-XML encoded finding aids for Archivists' Toolkit.
- Support work with born-digital records: Accessioning of born-digital materials into the archives including conducting checksums and creating disc images; assisting with web archiving by adding metadata to Archive-It and creating library OPAC records using KnowledgeBuilder.

Project Archivist for the Gordon E. Moore Digital Collection: **Science History Institute** (Philadelphia, PA; February 2012-January 2013)

- Digitized and created metadata for over 10,000 pages of primary documents for the Gordon E. Moore archival collection while observing intellectual property rights and access restrictions.
- Added more than 2,000 digital component links to the Archivists' Toolkit finding aid as well as corresponding metadata.
- Managed workflow process using Excel spreadsheets in order to ensure timely and accurate completion of project while also tracking data.
- Processed sub-collection of Gordon E. Moore Historical materials and wrote finding aid using appropriate standards (DACS).

Digital Library Intern: **Falvey Library at Villanova University** (Villanova, PA; September-December 2011)

- Digitally preserved documents, photographs and ephemera and prepared items for file transfer and upload.
- Participated in digital projects in Special Collections which included adding materials to the Digital Library repository, creation of Dublin Core metadata and research and transcriptions of manuscripts.
- Wrote engaging blog articles about the Digital Library and utilized other social media tools for outreach.
- Curated the online exhibition *Chaos in the Streets.*

Archives Intern: **University of Pennsylvania Museum of Archaeology and Anthropology** (Philadelphia, PA; May-September 2011)

- Processed papers of noted archeologist Diana Buitron-Oliver, a complex collection of personal and archeological records including correspondence, field notes,

photographs, oversized documents and ephemera.
- Evaluated preservation concerns with Archives staff such as outdated digital file formats, film deterioration, and re-housing needs.
- Produced finding aid using The Archivists' Toolkit complying with archival standards (DACS).

Collection Management Intern: **Drexel University Historic Costume Collection** (Philadelphia, PA; January-June 2011)

- Cataloged historic artifacts using PastPerfect collections management software.
- Supported the Curator in other duties, including donor communications and student worker supervision.
- Assisted Curator in the preparation of the onsite exhibit *Brave New World: Fashion and Freedom, 1911-1919*.

Library Volunteer: **Arlington Central Library** (Arlington, VA; September 2009-July 2010)

- Assisted with reader services such as updating database information for book circulation and customer information.
- Cataloged new books into database Talking Books for the Disabled.
- Shelved materials and assisted with upkeep/order of stacks in Popular Library.
- Assist librarians as needed including reception desk assistance and answering general patron requests.

Professional Service

- Nevada Libraries Association, Born-Digital Archivist, 2019-present
- Society of American Archivists, Preservation Award Subcommittee Chair, 2019-2020
- Society of American Archivists, Preservation Award Subcommittee Member, 2017-2019
- Conference of Inter-Mountain Archivists, Western Roundup Conference Nevada Representative, 2017-present
- Conference of Inter-Mountain Archivists, Council Member, 2015-2017
- Conference of Inter-Mountain Archivists Nevada Fall Caucus, Program Committee Chair, Fall 2016
- *The American Archivist*, ad-hoc reviewer, 2015-2017
- Conference of Inter-Mountain Archivists Scholarship Committee: Chair, 2015-2016
- Society of American Archivists: Steering Committee Member, Performing Arts Roundtable, 2014-2016
- *Choice: Current Reviews for Academic Libraries/Association of College and Research Libraries/American Library Association*, ad-hoc reviewer, 2014-2016
- Society of American Archivists: Volunteer, 23 Things for Archivists Committee, 2013-2015
- Mid-Atlantic Regional Archives Conference: Program Committee Member, Fall 2013 Conference

Working Groups

- Born Digital Processing Framework Group, Member, August 2017-August 2018

Library Service

- Primo Product Team, Member, University of Nevada, Las Vegas Libraries, 2018-present
- Digital Asset Management Preservation Subcommittee, Member, 2015-present
- Special Collections Metadata Librarian Search Committee, Chair, University of Nevada, Las Vegas Libraries, 2017 March-July
- Exhibits Committee, Member, University of Nevada, Las Vegas Libraries, 2016-present
- Continuous Summon Improvement Group, Member, University of Nevada, Las Vegas Libraries, 2014-2018
- Special Collections Technical Services Librarian Search Committee, Co-Chair, University of Nevada, Las Vegas Libraries, 2015 December-2016 February
- Exhibits Task Force, Member, University of Nevada, Las Vegas Libraries, 2014-2015
- Faculty Awards Committee, University of Nevada, Las Vegas Libraries, Chair, 2014-2016
- Digital Collections Librarian Search Committee, Member, University of Nevada, Las Vegas Libraries, 2014 October-2015 January

University Service

- Faculty Development Leave Committee, Member, University of Nevada, Las Vegas, 2015-2017

Publications

- Shein, C., Ou, C., Irwin, K. & Lemus, C. (2017). Open-Source Opens Doors: A Case Study on Extending ArchivesSpace Code at UNLV Libraries. *Journal of Contemporary Archival Studies, 4 (2)*.
- Irwin, K. (2017). The Plight of the Solo Exhibit Curator: Identifying and Engaging an Exhibition Team. In M. Lomonaco (Ed.), *Performing Arts Resources: Theatre Exhibitions*, *33*, 62-72.
- Chung, S.K., & Irwin, K. Archival Finding Aids. (2017). In J.D. McDonald & M. Levine-Clark (Eds.), *Encyclopedia of Library and Information Sciences: Volume 4*. Boca Raton, FL: CRC Press.
- Irwin, K. (2016). Moving Forward: Enhancing Preservation of and Access to Oral Histories at UNLV University Libraries. *Provenance, 34 (1),* 97-111.
- Irwin, K. (2015). [Review of the book Exhibits in Archives and Special Collections Libraries, by Jessica Lacher-Feldman]. *The American Archivist*.

Exhibits

- Irwin, K., curator. (2015). *French Connection: Lido de Paris and Folies Bergère in Las Vegas*. Lied Library. Las Vegas, Nevada.
- Irwin, K., curator. (2011). *Chaos in the Streets: The Philadelphia Riots of 1844*. http://exhibits.library.villanova.edu/chaos-in-the-streets-the-philadelphia-riots-of-1844/.

Presentations

- Irwin, K. (2019, May). *Learning from UNLV Born-digital Architecture Records*. Presentation at the Conference for Inter-Mountain Archivists Annual Meeting, Tucson, AZ.
- Irwin, K. (2018, October). *After the Interview: Oral History Collection Management at UNLV*. Poster presentation at the Oral History Association Annual Meeting, Montreal, Quebec.
- Irwin, K. (2018, May). *Tackling the Backlog: Strategies for Efficient Processing and Enhanced Description in Oral History Collections*. Poster presentation at the Conference for Inter-Mountain Archivists Annual Meeting, Salt Lake City, UT.
- Irwin, K. & Shein, C. (2017, July). *Mix and Match: Exploring Processing Efficiencies for Born-Digital Materials*. Poster Presentation at the Research Forum, part of the Society of American Archivists Annual Meeting, Portland, OR.
- Irwin, K. & Lapworth, E. (2017, May). *From Ingest to Access: Cross-Departmental Workflows for Born-Digital Photographs*. Poster presentation at the Conference for Inter-Mountain Archivists Annual Meeting, Boise, ID.
- Irwin, K. (2017, April). *Recycle and Reuse: Creating Opportunities with Existing Metadata*. Presentation at the Society of California Archivists Annual General Meeting, Pasadena, CA.
- Irwin, K. (2016, May). *Go Forth and Assess! Strategies for Archival Assessment*. Presentation moderator at the Conference for Inter-Mountain Archivists Annual Meeting, Ogden, UT.
- Irwin, K. & Lapworth, E. (2015, September). *Growing Pains: Implementing ArchivesSpace at UNLV Libraries Special Collections*. Presentation at the Amigos Library Services Conference on Open Source Software and Tools for the Library and Archive, online.
- Irwin, K. (2015, August). *Costume Design in the Archives: Descriptive Challenges and Solutions*. Presentation at the Performing Arts Roundtable "The Show Must Go On: Adapting Descriptive Strategies for Non-Text Based Performing Arts Collections," part of the 79th Annual Meeting of the Society of American Archivists, Cleveland, OH.
- Irwin, K. (2015, August). *Improving Collection Access through Standardization of Legacy Descriptions in ArchivesSpace*. Poster presented at the Professional Poster Presentation, part of the 79th Annual Meeting of the Society of American Archivists, Cleveland, OH.
- Irwin, K. (2015, May). *Many to One: Centralizing Collection Management through Implementation of ArchivesSpace*. Presentation at the session "Implementing ArchivesSpace: Challenges and Solutions," part of the Conference of Inter-Mountain Archivists, Northwest Archivists, Society of California Archivists, and Society of Rocky Mountain Archivists, Denver, CO.

- Irwin, K. & Shein, C. (2014, October*). New Directions in Collection Management for UNLV Special Collections*. Presentation at the Conference of Inter-Mountain Archivists Fall Caucus, Henderson, NV.

Technical Documentation

- Faulder, E., Annand, S., DeBauche, S., Gengenbach, M., Irwin, K. A., Musson, J., Peltzman, S., Tasker, K., & Waugh, D. (2018). Digital Processing Framework. eCommons: Cornell University Library Digital Repository. Available at: http://hdl.handle.net/1813/57659

Professional Affiliations

- Conference of Inter-Mountain Archivists (2014-present)
- Society of American Archivists (2010-present)
- Mid-Atlantic Regional Archives Conference (2010-2014)
- Delaware Valley Archivists Group (2010-2014)

Nevada System of Higher Education
Single Audit Report
For the Year Ended June 30, 2018

College of Southern Nevada · Desert Research Institute · Great Basin College · Nevada State College · System Administration · Truckee Meadows Community College · University of Nevada, Las Vegas · University of Nevada, Reno · Western Nevada College

NEVADA SYSTEM OF HIGHER EDUCATION

BOARD OF REGENTS

Mr. Kevin J. Page, Chairman
Dr. Jason Geddes, Vice Chair

Dr. Andrea Anderson
Dr. Patrick R. Carter
Mrs. Carol Del Carlo
Dr. Mark W. Doubrava
Mr. Trevor Hayes
Mr. Sam Liebermann
Mrs. Cathy McAdoo
Mr. John T. Moran
Ms. Allison Stephens
Mr. Rick Trachok
Mr. Anthony L. Williams

Dean J. Gould, Chief of Staff

OFFICERS OF THE NEVADA SYSTEM OF HIGHER EDUCATION

Dr. Thom Reilly, Chancellor
Nevada System of Higher Education

Dr. Marc A. Johnson, President
University of Nevada, Reno

Dr. Federico Zaragoza, President
College of Southern Nevada

Dr. Karin Hilgersom, President
Truckee Meadows Community College

Dr. Kristen Averyt, President
Desert Research Institute

Dr. Marta Meana, Acting President University of Nevada, Las Vegas

Ms. Joyce Helens, President
Great Basin College

Dr. Vincent Solis, President
Western Nevada College

Mr. Bart J. Patterson, President
Nevada State College

Document Prepared by the Finance Department
Office of the Chancellor

NEVADA SYSTEM OF HIGHER EDUCATION
SINGLE AUDIT REPORT

FOR THE YEAR ENDED JUNE 30, 2018
TABLE OF CONTENTS

PAGE NO.

INTRODUCTION
Background ..... 5 - 7

FINANCIAL STATEMENTS

For the year ended June 30, 2018

(Report of Independent Auditors – pages 13-15) ..... 9 - 79

SUPPLEMENTARY SCHEDULE OF EXPENDITURES OF FEDERAL AWARDS ..... 81 - 207

NOTES TO SUPPLEMENTARY SCHEDULE OF EXPENDITURES OF FEDERAL AWARDS ..... 208 - 209

REPORT OF INDEPENDENT CERTIFIED PUBLIC ACCOUNTANTS ON INTERNAL CONTROL OVER FINANCIAL REPORTING AND ON COMPLIANCE AND OTHER MATTERS IN ACCORDANCE WITH *GOVERNMENT AUDITING STANDARDS* ..... 210 - 211

REPORT OF INDEPENDENT CERTIFIED PUBLIC ACCOUNTANTS ON COMPLIANCE FOR EACH MAJOR PROGRAM AND INTERNAL CONTROL OVER COMPLIANCE REQUIRED BY UNIFORM GUIDANCE ..... 212 - 214

SCHEDULE OF FINDINGS AND QUESTIONED COSTS ..... 215 – 229

NSHE RESPONSES TO THE SCHEDULE OF FINDINGS AND QUESTIONED COSTS ..... 230 - 245

PRIOR YEAR SCHEDULE OF FINDINGS AND QUESTIONED COSTS ..... 246 – 257

STATUS OF PRIOR YEAR FINDINGS AND QUESTIONED COSTS ..... 258 - 262

(The page intentionally blank)

NEVADA SYSTEM OF HIGHER EDUCATION
SINGLE AUDIT REPORT
FOR THE YEAR ENDED JUNE 30, 2018

INTRODUCTION

BACKGROUND

The Nevada System of Higher Education (NSHE) is a state-supported, land grant institution established by the Nevada State Constitution of 1864. It began instruction in 1874. NSHE is fully accredited by the Northwest Association of Schools and Colleges. Nine separate institutions comprise the NSHE and include:

- University of Nevada, Reno (UNR)
- University of Nevada, Las Vegas (UNLV)
- Nevada State College (NSC)
- Desert Research Institute (DRI)
- Truckee Meadows Community College (TMCC)
- College of Southern Nevada (CSN)
- Western Nevada College (WNC)
- Great Basin College (GBC)
- Nevada System of Higher Education Administration

There are eight controllers' offices within the NSHE located in Reno, Carson City, Elko, Las Vegas and Henderson.

The controllers' offices are responsible for the financial management of research grants. The Office of Contracts and Grants within the respective controllers' offices are responsible for the maintenance of financial records and compliance with terms and conditions of the grants that are generally applicable. Compliance with terms and conditions applicable to certain grants and other agreements is the specific responsibility of the relevant principal investigator.

In addition to the controllers' offices, one business center (Business Center North (BCN) in Reno) and purchasing offices at UNLV and CSN provide the purchasing and property management functions for the NSHE institutions.

The major units of UNR include the College of Agriculture, Biotechnology and Natural Resources, College of Business Administration, College of Education, College of Engineering, College of Human and Community Services, College of Liberal Arts, College of Science, Cooperative Extension, Graduate School, Reynolds School of Journalism and the School of Medicine. UNR offers major fields of study leading to baccalaureate and advanced degrees through the academic departments in the various schools and colleges.

UNLV offers major fields of study in different academic departments leading to baccalaureate and advanced degrees through academic departments in the following colleges and schools: Business, Education, Fine Arts, Graduate, Division of Health Sciences, Honors, Hotel Administration, Liberal Arts, Sciences, University College and Urban Affairs. UNLV is also home to a Dental and Law school.

Research activities are conducted primarily at UNR, UNLV and DRI. NSHE has been awarded research grants by various Federal agencies. The primary agencies from which these funds were received during the year ended June 30, 2017 were:

Department of Agriculture

Department of Commerce

Department of Defense

Department of Education

Department of Energy

Department of Veteran Affairs

Environmental Protection Agency

Department of Health and Human Services

Department of Homeland Security

Department of Housing and Urban Development

Department of Interior

Department of Justice

National Aeronautics and Space Administration

National Endowment for the Humanities

National Science Foundation

Department of State

Department of Transportation

In addition, student financial aid funds were received under the Federal campus-based and Pell programs.

(This Page Intentionally Left Blank)

Nevada System of Higher Education
Financial Statements

June 30, 2018

University of Nevada, Reno
College of Southern Nevada
Western Nevada College

University of Nevada, Las Vegas
Great Basin College
Desert Research Institute

Nevada State College
Truckee Meadows Community College
System Administration

BOARD OF REGENTS

Kevin J. Page, Chairman ..... Las Vegas
Jason Geddes, Ph.D., Vice Chairman ..... Reno
Dr. Andrea Anderson ..... Las Vegas
Dr. Patrick R. Carter ..... Las Vegas
Carol Del Carlo ..... Incline Village
Mark W. Doubrava, M.D. ..... Las Vegas
Trevor Hayes ..... Las Vegas
Sam Lieberman ..... Las Vegas
Cathy McAdoo ..... Elko
John T. Moran ..... Las Vegas
Allison Stephens ..... Las Vegas
Rick Trachok ..... Reno
Anthony L. Williams ..... Las Vegas

ADMINISTRATION

Thom Reilly, D.P.A. ..... Chancellor
Nevada System of Higher Education

Kristen Averyt, Ph.D. ..... President
Desert Research Institute

Joyce Helens, M.A. ..... President
Great Basin College

Karin Hilgersom, Ph.D. ..... President
Truckee Meadows Community College

Marta Meana, Ph.D. ..... Acting President
University of Nevada, Las Vegas

Marc Johnson. ..... Acting President
University of Nevada, Reno

Bart Patterson, JD. D. ..... President
Nevada State College

Vincent Solis, Ph.D. ..... President
Western Nevada College

Federico Zaragoza, Ph.D. ..... President
College of Southern Nevada

The Nevada System of Higher Education does not discriminate on the basis of sex, race, color, religion, handicap, or national origin in the educational programs or activities which it operates.

Nevada System of Higher Education
Financial Statements and Report of Independent Certified Public Accountants
As of and for the Year Ended June 30, 2018

Contents

Report of Independent Certified Public Accountants……..1-3

Management's Discussion and Analysis……..5-14

Financial Statements

Combined Statements of Net Position……..15-16

Combined Statements of Revenues, Expenses and Changes in Net Position…….....17

Combined Statements of Cash Flows…….....18-19

Notes to Financial Statements…….……20-55

Required Supplementary Information…….…..56

Schedule of Proportionate Share of the Net Pension Liability……..57

Schedule of System Contributions for the Net Pension Liability……..58

Schedule of Proportionate Share of the Net OPEB Liability….....59

Schedule of System Contributions for the Net OPEB Liability.....60

Notes to the Required Schedules for the Net OPEB Liability……61

Supplemental Information……63

Combining Schedule of Net Position…….....64-65

Combining Schedule of Revenues, Expenses and Changes in Net Position……66-67

Report of Independent Certified Public Accountants on Internal Control Over Financial Reporting and on Compliance and Other Matters Required by Government Auditing Standards ...……..…69-70

Schedule of Findings and Questioned Costs…….....72-73

(This Page Intentionally Left Blank)



Report of Independent Certified Public Accountants

Grant Thornton LLP
10 Almaden Blvd, Suite 800
San Jose, CA 95113
T 408.275.9000
F 408.275.0582
www.GrantThornton.com

Board of Regents
Nevada System of Higher Education

Report on the financial statements

We have audited the accompanying financial statements of the business-type activities and the aggregate discretely presented component units of the Nevada System of Higher Education (the "System") as of and for the year ended June 30, 2018, and the related notes to the financial statements, which collectively comprise the System's basic financial statements as listed in the table of contents.

Management's responsibility for the financial statements

Management is responsible for the preparation and fair presentation of these financial statements in accordance with accounting principles generally accepted in the United States of America; this includes the design, implementation, and maintenance of internal control relevant to the preparation and fair presentation of financial statements that are free from material misstatement, whether due to fraud or error.

Auditor's responsibility

Our responsibility is to express an opinion on these financial statements based on our audit. We did not audit the financial statements of: Desert Research Institute Foundation; Desert Research Institute Research Parks LTD; Truckee Meadows Community College Foundation; Western Nevada College Foundation; University of Nevada, Las Vegas Research Foundation; University of Nevada, Las Vegas Rebel Golf Foundation; University of Nevada, Las Vegas Alumni Association; College of Southern Nevada Foundation; and Nevada State College Foundation, which statements collectively reflect total assets constituting 5.2% of the aggregate discretely presented component units total assets as of June 30, 2018 and total operating revenues of 5.7% of the aggregate discretely presented component units total operating revenues for the year then ended as described in note 23 "System Related Organizations." Those statements were audited by other auditors whose reports have been furnished to us, and our opinion, insofar as it related to the amounts included for these organizations, is based solely on the report of the other auditors.

We conducted our audit in accordance with auditing standards generally accepted in the United States of America and the standards applicable to financial audits contained in *Government Auditing Standards* issued by the Comptroller General of the United States. Those standards require that we plan and perform the audit to obtain reasonable assurance about whether the financial statements are free from material misstatement. The financial statements of: Truckee Meadows Community College Foundation; Western Nevada College Foundation; University of Nevada, Las Vegas Research Foundation; University of Nevada, Las Vegas Rebel Golf Foundation; University of Nevada, Las Vegas Alumni Association; College of Southern Nevada Foundation; and Nevada State College Foundation were not audited in accordance with *Government Auditing Standards* for the year ended June 30, 2018.

Grant Thornton

An audit involves performing procedures to obtain audit evidence about the amounts and disclosures in the financial statements. The procedures selected depend on the auditor's judgment, including the assessment of the risks of material misstatement of the financial statements, whether due to fraud or error. In making those risk assessments, the auditor considers internal control relevant to the System's preparation and fair presentation of the financial statements in order to design audit procedures that are appropriate in the circumstances, but not for the purpose of expressing an opinion on the effectiveness of the System's internal control. Accordingly, we express no such opinion. An audit also includes evaluating the appropriateness of accounting policies used and the reasonableness of significant accounting estimates made by management, as well as evaluating the overall presentation of the financial statements.

We believe that the audit evidence we have obtained is sufficient and appropriate to provide a basis for our audit opinion.

Opinion

In our opinion, based on our audit and the reports of other auditors, the financial statements referred to above present fairly, in all material respects, the respective financial position of the business-type activities and the aggregate discretely presented component units of the System as of June 30, 2018, and the respective changes in financial position and, where applicable, cash flows thereof for the year then ended in accordance with accounting principles generally accepted in the United States of America.

Other matters

Required supplementary information

Accounting principles generally accepted in the United States of America require that the management's discussion and analysis on pages 5 through 14, the schedule of proportionate share of the net pension liability on page 57, the schedule of system contributions for the net pension liability on page 58, the schedule of proportionate share of the net OPEB liability on page 59, the schedule of system contributions for the net OPEB liability on page 60, and the notes to the required schedules for the net OPEB liability on page 61 be presented to supplement the basic financial statements. Such information, although not a required part of the basic financial statements, is required by the Governmental Accounting Standards Board who considers it to be an essential part of financial reporting for placing the basic financial statements in an appropriate operational, economic, or historical context. This required supplementary information is the responsibility of management. We have applied certain limited procedures to the required supplementary information in accordance with auditing standards generally accepted in the United States of America. These limited procedures consisted of inquiries of management about the methods of preparing the information and comparing the information for consistency with management's responses to our inquiries, the basic financial statements, and other knowledge we obtained during our audit of the basic financial statements. We do not express an opinion or provide any assurance on the information because the limited procedures do not provide us with sufficient evidence to express an opinion or provide any assurance.

Grant Thornton

Supplementary information

Our audit was conducted for the purpose of forming an opinion on the financial statements that collectively comprise the System's basic financial statements. The combining schedule of net position, the combining schedule of revenues, expenses and changes in net position and the schedule of expenditures of federal awards as required by Title 2 *U.S. Code of Federal Regulations (CFR) Part 200*, Uniform Administrative Requirements, Cost Principles, and Audit Requirements are presented for purposes of additional analysis and are not a required part of the basic financial statements. Such supplementary information is the responsibility of management and was derived from and relates directly to the underlying accounting and other records used to prepare the basic financial statements. The information has been subjected to the auditing procedures applied in the audit of the basic financial statements and certain additional procedures. These additional procedures included comparing and reconciling the information directly to the underlying accounting and other records used to prepare the basic financial statements or to the basic financial statements themselves, and other additional procedures in accordance with auditing standards generally accepted in the United States of America. In our opinion, the supplementary information is fairly stated, in all material respects, in relation to the basic financial statements as a whole.

Other reporting required by *Government Auditing Standards*

In accordance with *Government Auditing Standards*, we have also issued our report, dated November 13, 2018, on our consideration of the System's internal control over financial reporting and on our tests of its compliance with certain provisions of laws, regulations, contracts, and grant agreements and other matters. The purpose of that report is solely to describe the scope of our testing of internal control over financial reporting and compliance and the results of that testing, and not to provide an opinion on the effectiveness of the System's internal control over financial reporting or on compliance. That report is an integral part of an audit performed in accordance with *Government Auditing Standards* in considering the System's internal control over financial reporting and compliance.

Grant Thornton LLP

San Jose, California
November 13, 2018

(This Page Intentionally Left Blank)

Nevada System of Higher Education

System Administration
4300 South Maryland Parkway
Las Vegas, NV 89119-7530
Phone: 702-889-8426
Fax: 702-889-8492

System Administration
2601 Enterprise Road
Reno, NV 89512-1666
Phone: 775-784-4901
Fax: 775-784-1127

Unaudited

MANAGEMENT'S DISCUSSION AND ANALYSIS

This section of the Nevada System of Higher Education's (the System) annual financial information presents management's discussion and analysis of the financial standing as of June 30, 2018. This section provides a brief overview of noteworthy financial activity, identifies changes in financial position, and assists the reader in focusing on significant financial issues that occurred during the year ended June 30, 2018 with comparative information as of June 30, 2017.

Since this discussion provides summary level financial information, it should be read in conjunction with the System's financial statements and accompanying footnotes that follow this section. Responsibility for the financial statements, footnotes and this discussion rests with System management. All amounts included in this discussion are presented in thousands of dollars.

SYSTEM AND SYSTEM RELATED ORGANIZATIONS

The System is a consolidation of the following 8 institutions of public higher education in Nevada and the Nevada System of Higher Education Administration (the System or NSHE) entity:

University of Nevada, Reno (UNR)
Desert Research Institute (DRI)
Truckee Meadows Community College (TMCC)
Western Nevada College (WNC)
Great Basin College (GBC)
University of Nevada, Las Vegas (UNLV)
College of Southern Nevada (CSN)
Nevada State College (NSC)

This annual financial report and statements include the above institutions of the System as well as certain other organizations, also called component units, that have a significant relationship with the institutions. These component units are related tax-exempt organizations primarily founded to foster and promote the growth, progress, and general welfare of the institutions. They exist to solicit, receive and administer gifts and donations for the institutions or, in the case of the Integrated Clinical Services, Inc. and UNLV Medicine, to facilitate patient care activities. The System component units are as follows:

Unaudited

University of Nevada, Reno Foundation
Athletic Association University of Nevada
University of Nevada School of Medicine Practice Plans (Integrated Clinical Services, Inc.)
Desert Research Institute Foundation
Desert Research Institute Research Parks LTD
Truckee Meadows Community College Foundation
Western Nevada College Foundation
Great Basin College Foundation
University of Nevada, Las Vegas Foundation
University of Nevada, Las Vegas Research Foundation
University of Nevada, Las Vegas School of Medicine (SOM)
Rebel Golf Foundation
University of Nevada, Las Vegas Alumni Association
University of Nevada, Las Vegas Rebel Football Foundation
University of Nevada, Las Vegas Rebel Soccer Foundation
University of Nevada, Las Vegas Singapore Unlimited
College of Southern Nevada Foundation
Nevada State College Foundation

Component units issue separately audited or reviewed financial statements from the System.

SYSTEM FINANCIAL HIGHLIGHTS FROM 2017 TO 2018 (in $1,000's)

- Total net position decreased 17.2% from $2,173,878 to $1,799,145;
- Capital assets increased 2.5% from $2,210,842 to $2,265,683;
- Operating revenues increased 2.9% from $927,287 to $953,763;
- Nonoperating revenues increased 3.5% from $800,676 to $828,906; and
- Operating expenses increased 6.2% from $1,691,724 to $1,797,310.

USING THIS REPORT

This report consists of a series of financial statements prepared in accordance with the Governmental Accounting Standards Board Statement No. 35, *Basic Financial Statements-and Management's Discussion and Analysis-for Public Colleges and Universities.* These statements focus on the financial condition of the System, the results of operations, and the cash flows of the System as a whole.

One of the most important questions asked about System finances is whether the System as a whole is better off or worse off as a result of the year's activities. There are three key components to answering this question. They are the Combined Statements of Net Position; the Combined Statements of Revenues, Expenses and Changes in Net Position; and the Combined Statement of Cash Flows. These statements present financial information in a form similar to that used by corporations. The System's net position (the difference between assets/deferred outflows of resources and liabilities/deferred inflows of resources) is an important gauge of the System's financial health when considered with non-financial facts such as enrollment levels and the condition of the facilities.

Unaudited

The Combined Statements of Net Position include all assets, deferred outflows of resources, liabilities, and deferred inflows of resources. It is prepared under the accrual basis of accounting, whereby revenues and assets are recognized when the service is provided and expenses and liabilities are recognized when a third party provides the services, regardless of when cash is exchanged.

The Combined Statements of Revenues, Expenses, and Changes in Net Position present the revenues earned and expenses incurred during the year. Activities are reported as either operating or nonoperating. All things being equal, a public higher education system's dependency on state appropriations will usually result in operating deficits. This is because the financial reporting model classifies state appropriations as nonoperating revenues. The utilization of long-lived assets, referred to as capital assets, is reflected in the financial statements as depreciation, which amortizes the cost of an asset over its expected useful life.

Another important factor to consider when evaluating financial viability is the System's ability to meet financial obligations as they mature and come due. The Combined Statement of Cash Flows presents information related to cash inflows and outflows summarized by operating, capital financing, non-capital financing, and investing activities.

CONDENSED FINANCIAL INFORMATION

ASSETS AND LIABILITIES

The Combined Statement of Net Position is a point-in-time financial statement presenting the financial position of the System as of June 30, 2018, with a comparison made to June 30, 2017. This Statement presents end-of-year data for Assets (current and non-current), Deferred Outflows of Resources, Liabilities (current and non-current), Deferred Inflows of Resources, and Net Position (assets plus deferred outflows of resources minus liabilities plus deferred inflows of resources).

System Net Position (in $1,000's)

	2018	2017	Increase/ (Decrease)	Percent Change
Assets				
Current Assets	$ 958,020	$ 934,171	23,849	3 %
Capital Assets	2,265,683	2,210,842	54,841	2 %
Other Assets	526,385	344,388	181,997	53 %
Total Assets	3,750,088	3,489,401	260,687	7 %
Deferred Outflows of Resources	94,719	93,132	1,587	2 %
Liabilities				
Current Liabilities	306,878	266,676	40,202	15 %
Noncurrent Liabilities	1,678,879	1,092,017	586,862	54 %
Total Liabilities	1,985,757	1,358,693	627,064	46 %
Deferred Inflows of Resources	59,905	49,962	9,943	20 %

Unaudited

Net Position				
Net investment in capital assets	1,581,719	1,566,621	15,098	1 %
Restricted, nonexpendable	87,830	87,453	377	<1 %
Restricted, expendable	396,878	267,647	129,231	48 %
Unrestricted	(267,282)	252,157	(519,439)	(206) %
Total Net Position	$1,799,145	$2,173,878	$ (374,733)	(17) %

Assets

Total assets of the System are currently showing an increase of $260.7 million, or 7%. The increase that occurred in current assets was primarily driven by an increase in the receivable from U.S. Government ($38.2 million) and the increase in capital assets was due to new assets acquired or being constructed during the year. The increase in other assets is primarily due to an increase in the restricted cash accounts both current and noncurrent ($90.8 million), Cash held by State Treasurer ($51.6 million), Receivable from State of Nevada both current and noncurrent ($56.1 million) and Receivable from U.S. Government ($38.2 million). The increase in capital assets is reflective of the purchase and construction of capital assets less normal depreciation for the year.

Liabilities

Total liabilities for the year increased by $627.1 million; a $40.2 million increase in current liabilities and $586.9 million increase in non-current liabilities. The increase in current liabilities was due to an increase in the current portion of long-term debt ($10.8 million), unearned revenue ($17.1 million), accounts payable ($0.9 million) and accrued payroll and related liabilities ($4.2 million). The increase in non-current liabilities was primarily driven by an increase in long-term debt ($105.3 million) and the implementation of GASB 75 which required the System to record an other post-employment benefits (OPEB) liability in fiscal year ending 2018 ($489.2 million).

Deferred Outflows/Inflows of Resources

Deferred outflows of resources, a future consumption of net position, increased $1.6 million. This increase relates to an increase in pension related deferred outflows of resources being presented and the adoption of GASB 75 which requires the System to record a deferred outflow related to OPEB. Similarly, deferred inflows of resources, a future acquisition of net position, increased $9.9 million.

Net Position

Net position is divided into three major categories. The first category, net investment in capital assets, provides the equity in property, plant, and equipment owned by the System. The next category is restricted net position, which is presented as two subcategories: nonexpendable and expendable. The corpus of nonexpendable restricted resources is only available for investment purposes. Expendable restricted net position is available for expenditure by the System but must be spent for purposes as determined by donors and/or external entities that have placed time or purpose restrictions on the use of the assets. The final category is unrestricted net position that is net assets available to the System for any lawful purpose.

Unaudited

Net Investment in Capital Assets

The net investment in capital assets classification of net position represents the System's capital assets net of accumulated depreciation and outstanding principal balances of debt attributable to the acquisition, construction, or improvement of those assets. The $15.1 million increase reflects the System's expenditures for development and renewal of its capital assets, offset by depreciation expense on capital assets and increased debt associated with capital assets.

Restricted, Nonexpendable/Expendable

The System's endowment funds consist of both permanent endowments and funds functioning as endowments or quasi-endowments.

Permanent endowments are those funds received from donors with the stipulation that the principal remain inviolate and be invested in perpetuity to produce income that is to be expended for the purposes stipulated by the donor.

Unrestricted Net Position

Unrestricted net position decreased by $519.4 million in 2018, primarily driven by the cumulative adjustment related to the adoption of GASB 75 which resulted in a $491.2 million reduction to the opening balance of unrestricted net position. Although unrestricted net position is not subject to externally imposed stipulations, substantially all of the System's unrestricted net position has been designated for various academic and research programs and initiatives, as well as capital projects. Funds functioning as an endowment consist of unrestricted funds that have been allocated by the System for long-term investment purposes, although amounts are not subject to donor restrictions requiring the System to preserve the principal in perpetuity. Programs supported by the endowment include scholarships, fellowships, professorships, research efforts and other important programs and activities.

System Related Organizations

Net Position (in $1,000's)

	2018	2017	Increase/ (Decrease)	Percent Change
Assets				
Current Assets	$446,910	$421,302	$25,608	6 %
Capital Assets	9,982	7,558	2,424	32 %
Other Assets	345,257	344,565	692	<1 %
Total Assets	802,149	773,425	28,724	4 %
Deferred Outflows of Resources	363	-	363	**
Liabilities				
Current Liabilities	36,557	34,174	2,383	7 %
Noncurrent Liabilities	20,696	3,140	17,556	559 %
Total Liabilities	57,253	37,314	19,939	53 %

Unaudited

Deferred Inflows of Resources	12,041	13,218	(1,177)	(9) %
Net Position				
Net investment in capital assets	8,083	7,080	1,003	14 %
Restricted, nonexpendable	314,447	345,399	(30,952)	(9) %
Restricted, expendable	372,895	332,723	40,172	12 %
Unrestricted	37,793	37,691	102	<1 %
Total Net Position	$733,218	$722,893	$ 10,325	1 %

***not meaningful*

The eighteen campus, athletic foundations and medical practice plans, as System Related Organizations, continue to support the campuses in their long-range plans and provide support for construction of facilities as well as scholarships and other operating costs. Changes in the above schedule primarily reflect the foundations' increase in investments and other current assets offset by decreased unearned revenue and other current liabilities.

REVENUES, EXPENSES AND CHANGES IN NET POSITION

Changes in total net position as presented on the Combined Statement of Net Position are based on the activity presented in the Combined Statement of Revenues, Expenses, and Changes in Net Position. The purpose of the statement is to present the revenues received by the System, both operating and nonoperating, and the expenses paid by the System, operating and nonoperating, as well as any other revenues, expenses, gains and losses received or spent by the System.

Generally speaking, operating revenues are received for providing goods and services to the various customers and constituencies of the System. Operating expenses are those expenses paid to acquire or produce the goods and services provided in return for the operating revenues and to carry out the mission of the System. Nonoperating revenues are revenues received for which goods and services are not provided. For example, state appropriations are considered nonoperating because they are provided by the Legislature to the institution without the Legislature directly receiving commensurate goods and services for those revenues.

The total Change in Net Position for the fiscal year ending June 30, 2018 was $116.4 million compared with $56.4 million for the fiscal year ending June 30, 2017, an increase of approximately $60.0 million.

System Revenues, Expenses and Changes in Net Position (in $1,000's)

	2018	2017	Increase/ (Decrease)	Percent Change
Operating Revenues				
Student tuition and fees, net	$ 431,319	$ 417,671	$ 13,648	3 %
Grants and contracts, Federal	186,371	175,952	10,419	6 %
Grants and contracts, other	79,690	110,982	(31,292)	(28) %
Sales and services	235,209	192,877	42,332	22 %
Other	21,174	29,805	(8,631)	(29) %
Total Operating Revenues	953,763	927,287	26,476	3 %

Unaudited

Operating Expenses				
Employee comp/benefits	(1,165,247)	(1,107,051)	(58,196)	5 %
Utilities	(31,825)	(29,297)	(2,528)	9 %
Supplies and services	(391,243)	(368,686)	(22,557)	6 %
Scholarships and fellowships	(102,220)	(83,503)	18,717	22 %
Other	(18)	(167)	149	(89)%
Depreciation	(106,757)	(103,020)	(3,737)	4 %
Total Operating Expenses	(1,797,310)	(1,691,724)	(105,586)	6 %
Nonoperating Revenues (Expenses)				
State appropriations	617,180	568,163	49,017	9 %
Federal grants	124,054	115,028	9,026	8 %
Gifts	54,814	58,468	(3,654)	(6) %
Investment income (loss), net	58,393	79,808	(21,415)	(27) %
Disposal of capital assets	(141)	1,319	(1,460)	(111) %
Interest expense	(23,985)	(25,790)	1 ,805	(7) %
Other nonoperating revenues	(1,409)	3,680	(5,089)	(138) %
Total Nonoperating Revenues	828,906	800,676	28,230	4 %
Other Revenues	131,086	20,167	110,919	550%
Net Position				
Increase in Net Position	116,445	56,406	60,039	106 %
Net position, beginning of year, as previously reported	2,173,878	2,117,472	56,406	3 %
Change in accounting principle, GASB 75 adjustments	(491,178)	-	(491,178)	* %
Net position, beginning of year, as restated	1,682,700	2,117,472	(434,772)	(21) %
Net position, end of year	$1,799,145	$2,173,878	$ (374,733)	(17) %

*Not meaningful

Operating revenues increased by $26.5 million (3%) and operating expenses increased by $105.6 million (6%), resulting in an increase in the operating loss of $79.1 million (10%).

Operating Revenue - Student Tuition and Fees increased 3% to $431.3 million primarily as a result of a 4% increase in tuition. Federal grants and contracts experienced an increase of 6% to $186.4 million while State, local and other grants and contracts decreased 28% to $79.7 million.

The increase in operating expenses was driven by an increase in Employee Compensation and Benefits. This increase primarily relates to an increase in the number of employees and a 3% cost of living adjustment for all System employees.

Nonoperating net revenues increased by $28.2 million. This was led by significant increases in State appropriations of $49.0 million and an increase in Federal grants of $9.0 million. These increases were partially offset by a decrease in investment income of $21.4 million, a decrease in gifts of $3.7 million and other nonoperating revenues of $5.1 million.

Unaudited

System Related Organizations (in $1,000s)

Component entities' ending net position increased from 2017 to 2018, as shown in the following schedule.

	2018	2017	Increase/ (Decrease)	Percent Change
Operating Revenues				
Patient revenue	$ 48,680	$ 49,420	$(740)	(1)%
Contract revenue	20,825	9,495	11,330	119 %
Contributions	82,963	111,272	(28,309)	(25) %
Campus support	10,809	7,522	3,287	44 %
Other	17,404	10,998	6,406	58 %
Total Operating Revenues	180,681	188,707	(8,026)	(4) %
Operating Expenses				
Program expenses	(34,953)	(58,807)	23,854	41 %
Other operating expenses	(56,216)	(47,601)	(8,615)	(18) %
Depreciation	(938)	(342)	(596)	(174)%
Total Operating Expenses	(92,107)	(106,750)	14,643	14 %
Nonoperating Revenues (Expenses)				
Investment income, net	35,828	24,279	11,549	48 %
Payments to the System	(123,893)	(60,809)	(63,084)	(104) %
Other nonoperating revenues (expenses)	3,728	27,911	(24,183)	(87) %
Total Nonoperating Revenues (Expenses)	(84,337)	(8,619)	(75,718)	(879) %
Other Revenues (Expenses)	14,664	10,602	4,062	38 %
Net Position				
Increase (Decrease) in Net Position	18,901	83,940	(65,039)	(77) %
Net position, beginning of year, as previously reported	718,844	638,953	79,891	13 %
Change in accounting principle, Contributions receivable	(4,527)	-	(4,527)	(100) %
Net position, beginning of year, as restated	714,317	638,953	75,364	12 %
Net position, end of year	$733,218	$722,893	$10,325	1 %

CASH FLOWS (in $1,000's)

Net cash flows increased when compared to 2017 as discussed further below. Cash flows from operating activities decreased due to payments to employees for compensation and benefits, payments to suppliers, and payments for scholarships and fellowships, offset by increased revenues from tuition and fees and grants and contracts. Net operating cash flows (amount of cash from operating activities) decreased 7%.

Unaudited

	2018	2017	Increase/ (Decrease)	Percent Change
Operating activities	$(716,474)	$(666,919)	$(49,555)	(7) %
Noncapital financing	755,334	750,788	4,546	<1 %
Capital financing activities	17,513	(160,220)	177,733	111 %
Investing activities	61,099	14,434	46,665	323 %
Net increase (decrease) in cash	117,472	(61,917)	179,389	
Cash – beginning of year	267,963	329,880	(61,917)	
Cash – end of year	$ 385,435	$ 267,963	$117,472	

Cash flows from noncapital financing activities increased $4.5 million. This increase was primarily related to the increase in cash received from State appropriations offset by decreased receipts under federal student loan programs. Cash flows from capital financing activities increased $177.7 million, due to increases in proceeds from capital debt and by decreased purchases of capital assets and principal payments. Cash flows from investing activities increased by $46.7 million as a result of investment activity.

CAPITAL ASSET AND DEBT ADMINISTRATION

As of June 30, 2018, the System had invested $2,265.7 million in a broad range of capital assets, including equipment, buildings, machinery and equipment, library books and media, art and other valuable collections, intangible assets and land. This represents a net increase (including additions and deletions) of $54.8 million over June 30, 2017.

During fiscal year 2018, the System issued $54.8 million of long-term bonds and obligations to finance projects at UNR, $12.5 million of Certificate of Participation to finance a project at TMCC, $ 70.9 million of revenue bonds for CSN and $29.9 million of notes payable to finance projects at UNLV. As of June 30, 2018, the coverage on the University Revenue Bonds (pledged revenues to maximum annual debt service) was 6.92 times, above minimum required coverage of 1.50. For statutory purposes, the coverage was 1.74 times, above minimum required coverage of 1.10. Coverage for the System's University Revenue Bonds is based upon two formulas. The statutory coverage ratio is based upon pledged revenues described in Nevada Revised Statutes authorizing the issuance of revenue bonds. The second, comprehensive coverage ratio, is based upon all revenues pledged to the bonds (including the statutory revenues) in the bond resolutions adopted by the Board of Regents. The statutory and comprehensive coverage ratios feature different minimum coverage thresholds that govern the issuance of additional revenue bond debt.

FUTURE FINANCIAL EFFECTS

In recent years the demand for higher education services in Nevada has generally remained flat to a slight increase. In fiscal year 2018, the System realized a net gain of student full time equivalent (FTE) enrollment of 0.8% or 567 FTE students system-wide compared to fiscal year 2017. Student FTE enrollments increased slightly at both universities and one community colleges. Student FTE enrollments decreased slightly at two community colleges and one community college experience flat enrollment. The State College had increased enrollments. These trends are generally consistent with those seen in other public higher education institutions nationally, and the System anticipates enrollments system-wide in fiscal year 2019 will exceed enrollments in fiscal year 2018 with roughly the same trends.

Unaudited

The Legislatively approved System operating budget includes state appropriations and authorized expenditures (State Supported Operating Budget). The Operating Budget totals $998.8 million for fiscal year 2019. This compares to the fiscal year 2018 Operating Budget of $951.8 million and represents a 4.9% increase. General fund revenues of $655.3 million in fiscal year 2019 will exceed general fund revenues of $622.0 million in fiscal year 2018 by $33.3 million or by 5.4% due mainly to legislative actions funding an increase in career technical education student credit hour weights, an increase in caseload based on completed credit hours, continued growth for the new medical school at the University of Nevada, Las Vegas, and a 3% cost of living adjustment. The fiscal year 2019 general fund appropriation includes $36.2 million for System employee cost of living adjustments appropriated to the State Board of Examiners. The System expects to draw all of the general funds appropriated without reductions or offsets.

Other authorized revenue sources, consisting mainly of student fee revenues, total $343.5 million in fiscal year 2019, approximately $13.7 million more than in fiscal year 2018, due mostly to an increase in enrollments and student registration fees. Student fees remain a consistent 35% of the State Supported Operating Budget and are expected to do so for the foreseeable future.

Student enrollment system-wide is anticipated to slightly exceed projected and budgeted enrollment in fiscal year 2019, as it did in 2018, and therefore pursuant to Senate Bill 545 of the 2017 legislative session, the System may budget and expend, in the State Supported Operating Budget, any additional collections of student fee revenues over budgeted revenues due to increased enrollments or Board of Regent authorized increases in registration or non-resident tuition fees. As before, it is expected that these funds will be expended in direct support of the increased student enrollments through instruction and related support services.

CAUTIONARY NOTE REGARDING FORWARD-LOOKING STATEMENTS

Certain information provided by the System, including statements written in this discussion and analysis or made orally by its representatives, may contain forward-looking statements as defined in the Private Securities Litigation Reform Act of 1995. Other than statements of historical facts, all statements that address activities, events or developments that the System expects or anticipates will or may occur in the future contain forward-looking information.

In reviewing such information, it should be kept in mind that actual results may differ materially from those projected or suggested in such forward-looking information. This forward-looking information is based upon various factors and was derived using various assumptions. The System does not update forward-looking information contained in this report or elsewhere to reflect actual results, changes in assumptions, or changes in other factors affecting such forward-looking information.

NEVADA SYSTEM OF HIGHER EDUCATION
COMBINED STATEMENTS OF NET POSITION (in $1,000's)
AS OF JUNE 30, 2018

	System	System Related Organizations
ASSETS		
Current Assets		
Cash and cash equivalents	$ 178,144	$ 96,105
Restricted cash and cash equivalents	13,436	5,642
Short-term investments	585,303	285,869
Accounts receivable, net	38,065	2,545
Receivable from U.S. Government	77,646	-
Receivable from State of Nevada	24,195	-
Pledges receivable, net	1,741	28,218
Patient accounts receivable, net	-	13,502
Current portion of loans receivable, net	1,571	1
Due from affiliates	19,366	-
Inventories	7,423	368
Deposits and prepaid expenditures, current	11,084	3,323
Other current assets	46	11,337
Total Current Assets	958,020	446,910
Noncurrent Assets		
Cash held by State Treasurer	54,283	-
Restricted cash and cash equivalents	139,572	-
Due from affiliates	19,327	-
Receivable from State of Nevada	54,028	-
Investments	-	64,902
Restricted investments	-	12,275
Endowment investments	251,163	195,736
Deposits and prepaid expenditures	568	-
Loans receivable, net	7,368	28
Capital assets, net	2,265,683	9,982
Pledges receivable, net	-	47,498
Other noncurrent assets	76	24,818
Total Noncurrent Assets	2,792,068	355,239
TOTAL ASSETS	3,750,088	802,149
DEFERRED OUTFLOWS OF RESOURCES		
Pension related	64,715	-
OPEB related	15,701	-
Loss on bond refunding	14,303	-
Intra-equity sales of future revenues	-	363
TOTAL DEFERRED OUTFLOWS OF RESOURCES	$ 94,719	$ 363

The accompanying notes are an integral part of these combined statements.

Commission for the Las Vegas Centennial - Page 210

NEVADA SYSTEM OF HIGHER EDUCATION
COMBINED STATEMENTS OF NET POSITION (in $1,000's) (CONTINUED)
AS OF JUNE 30, 2018

	System 2018	System Related Organizations 2018
LIABILITIES		
Current Liabilities		
Accounts payable	$ 48,995	$ 4,782
Accrued payroll and related liabilities	88,044	1,552
Unemployment insurance and workers compensation	7,362	-
Due to State of Nevada	512	-
Current portion of compensated absences	35,068	-
Current portion of long-term debt	44,429	-
Current portion of obligations under capital leases	1,333	228
Accrued interest payable	14,348	1
Unearned revenue	58,200	4,004
Funds held in trust for others	5,006	29
Due to affiliates	3,174	20,497
Other current liabilities	407	5,464
Total Current Liabilities	306,878	36,557
Noncurrent Liabilities		
Refundable advances under federal loan programs	7,236	-
Compensated absences	15,485	320
Unearned revenue	627	455
Long-term debt	733,696	-
Obligations under capital leases	48,635	693
Net pension liability	383,226	-
Net OPEB Liability	489,199	-
Due to affiliates	-	14,611
Other noncurrent liabilities	775	4,617
Total Noncurrent Liabilities	1,678,879	20,696
TOTAL LIABILITIES	1,985,757	57,253
DEFERRED INFLOWS OF RESOURCES		
Pension related	29,202	-
OPEB related	30,448	-
Gain on bond refunding	255	-
Split-interest agreements	-	5,319
Deferred lease revenue	-	6,722
TOTAL DEFERRED INFLOWS OF RESOURCES	59,905	12,041
NET POSITION		
Net investment in capital assets	1,581,719	8,083
Restricted - Nonexpendable	87,830	314,447
Restricted - Expendable - Scholarships, research and instruction	179,334	364,456
Restricted - Expendable - Loans	6,991	-
Restricted - Expendable - Capital projects	175,236	141
Restricted - Expendable - Debt service	35,317	-
Restricted - Expendable - Other	-	8,298
Unrestricted	(267,282)	37,793
TOTAL NET POSITION	$ 1,799,145	$ 733,218

The accompanying notes are an integral part of these combined statements.

Commission for the Las Vegas Centennial - Page 211

NEVADA SYSTEM OF HIGHER EDUCATION
COMBINED STATEMENTS OF REVENUE, EXPENSES, AND CHANGES IN NET POSITION (in $1,000's)
FOR THE YEAR ENDING JUNE 30, 2018

	System	System Related Organizations
Operating Revenues		
Student tuition and fees (net of scholarship allowance of $172,752)	$ 431,319	$ -
Federal grants and contracts	186,371	-
State grants and contracts	50,912	-
Local grants and contracts	2,261	-
Other grants and contracts	26,517	-
Campus support	-	10,809
Sales and services of educational departments (including $31,416 from System Related Organizations)	138,010	-
Sales and services of auxiliary enterprises (net of scholarship allowance of $6,959)	97,199	-
Contributions	-	82,963
Patient revenue	-	48,680
Contract revenue	-	20,825
Special events and fundraising	-	2,040
Interest earned on loans receivable	284	-
Other operating revenues	20,890	15,364
Total Operating Revenues	953,763	180,681
Operating Expenses		
Employee compensation and benefits	(1,165,247)	(34,281)
Utilities	(31,825)	-
Supplies and services	(391,243)	(20,968)
Scholarships and fellowships	(102,220)	(342)
Program expenses, System Related Organizations	-	(34,953)
Depreciation	(106,757)	(938)
Other operating expenses	(18)	(625)
Total Operating Expenses	(1,797,310)	(92,107)
Operating Income (Loss)	(843,547)	88,574
Nonoperating Revenues (Expenses)		
State appropriations	617,180	-
Gifts (including $48,000 from System Related Organizations)	54,814	-
Investment income (loss), net	58,393	35,828
Gain/(Loss) on disposal of capital assets	(141)	678
Interest expense	(23,985)	(190)
Intergovernmental revenue	-	1,840
Payments to System campuses and divisions	-	(123,893)
Other nonoperating revenues	(1,409)	1,400
Federal grants and contracts	124,054	-
Total Nonoperating Revenues (Expenses)	828,906	(84,337)
Income (Loss) Before Other Revenue (Expenses)	(14,641)	4,237
Other Revenues		
State appropriations restricted for capital purposes	88,781	-
Capital grants and gifts (including $42,647 from System Related Organizations)	44,484	-
Additions/(Deductions) to permanent endowments (including $(2,143) from System Related Organizations)	(2,179)	14,304
Other Foundation expenses	-	360
Total Other Revenues	131,086	14,664
Increase in Net Position	116,445	18,901
NET POSITION		
Net position - beginning of year	2,173,878	718,844
Change in Accounting Principle, GASB 75 adjustments	(491,178)	-
Change in Accounting Policy	-	(4,527)
Net position - beginning of year as restated	1,682,700	714,317
Net position - end of year	$ 1,799,145	$ 733,218

The accompanying notes are an integral part of these financial statements.

NEVADA SYSTEM OF HIGHER EDUCATION
COMBINED STATEMENTS OF CASH FLOWS (in $1,000's)
AS OF JUNE 30, 2018

	System
Cash flows from operating activities	
Tuition and fees	$ 435,148
Grants and contracts	260,422
Payments to suppliers	(400,440)
Payments for utilities	(31,213)
Payments for compensation and benefits	(1,158,121)
Payments for scholarships and fellowships	(102,270)
Loans issued to students and employees	878
Collection of loans to students and employees	282
Sales and services of auxiliary enterprises	96,771
Sales and services of educational departments	161,717
Other receipts	20,352
Cash flows from operating activities	(716,474)
Cash flows from noncapital financing activities	
State appropriations	608,340
State appropriations refunded	(2)
Gifts and grants for other than capital purposes	42,339
Gift for endowment purposes	(2,167)
Receipts under federal student loan programs	160,501
Disbursements under federal student loan programs	(172,709)
Loan advances to system related organizations	(15,317)
Proceeds from notes payable	14,650
Other	(297)
Agency transactions	(28)
Federal grants and contracts	120,024
Cash flows from noncapital financing activities	755,334
Cash flows from capital and related financing activities	
Proceeds from capital debt	162,355
Other	(24)
Payments for debt issuance costs	(1,073)
Capital appropriations	50,182
Capital grants and gifts received	37,648
Bond issuance and refunding	(310)
Purchases of capital assets	(143,930)
Proceeds from sale of property and equipment	(793)
Principal paid on capital debt and leases, including defeasance	(61,074)
Interest paid on capital debt and leases	(25,535)
Deposits for the acquisition of property and equipment	67
Cash flows from capital and related financing activities	17,513
Cash flows from investing activities	
Proceeds from sales and maturities of investments	109,549
Purchase of investments	(61,790)
Interest and dividends received on investments	12,208
Net decrease in cash equivalents, noncurrent investments	1,132
Cash flows from investing activities	61,099
Net increase in cash	117,472
Cash and cash equivalents, beginning of year	267,963
Cash and cash equivalents, end of year	$ 385,435

The accompanying notes are an integral part of these combined statements.

Commission for the Las Vegas Centennial - Page 213

NEVADA SYSTEM OF HIGHER EDUCATION
COMBINED STATEMENTS OF CASH FLOWS (in $1,000's) (CONTINUED)
AS OF JUNE 30, 2018

	System
Reconciliation of operating loss to cash flows from operating activities	
Operating loss	$ (843,547)
Adjustments to reconcile operating loss to cash used in operating activities:	
Supplies expense related to noncash gifts	950
Depreciation and amortization expense	106,757
Change in pension related deferred outflows of resources	14,496
Change in pension related deferred inflows of resources	(20,430)
Change in OPEB related deferred outflows of resources	(1,993)
Change in OPEB related deferred inflows of resources	30,448
Changes in assets and liabilities:	
Accounts receivable, net	12,814
Receivable from U.S. Government	(25,744)
Receivable from State of Nevada	(6,271)
Loans receivable, net	994
Inventories	531
Due from other institutions	(6,162)
Due to/from related entities	18,167
Deposits and prepaid expenditures	843
Accounts payable	(588)
Accrued payroll and related liabilities	4,225
Unemployment and workers' compensation insurance liability	1,364
Unearned revenue	17,074
Refundable advances under federal loan program	(240)
Compensated absences	861
Net pension liability	(6,126)
Net OPEB liability	(15,685)
Other	788
Cash flows from operating activities	$ (716,474)
Supplemental noncash activities information	
(Loss) on disposal of capital assets	$ (217)
Capital assets acquired by gifts	$ 6,836
Capital assets acquired by incurring capital lease obligations and accounts payable	$ 16,028
Unrealized gain on investments	$ 35

The accompanying notes are an integral part of these financial statements.

Commission for the Las Vegas Centennial - Page 214

NEVADA SYSTEM OF HIGHER EDUCATION

NOTES TO THE FINANCIAL STATEMENTS (in $1,000's)
FOR THE YEAR ENDED JUNE 30, 2018

NOTE 1 – Organization:

The financial statements represent the combined financial statements of the various divisions and campuses of the Nevada System of Higher Education (the System or NSHE) which include:

University of Nevada, Reno (UNR)
Desert Research Institute (DRI)
Truckee Meadows Community College (TMCC)
Western Nevada College (WNC)
Great Basin College (GBC)
University of Nevada, Las Vegas (UNLV)
College of Southern Nevada (CSN)
Nevada State College (NSC)
Nevada System of Higher Education Administration (System Admin)

The System is an entity of the State of Nevada (the State) and receives significant support from, and has significant assets held by the State as set forth in the accompanying combined financial statements. The System is a component unit of the State of Nevada in accordance with the provisions of the Governmental Accounting Standards Board (GASB) Statement No. 61, *The Financial Reporting Entity: Omnibus-an amendment of GASB Statements No. 14 and No. 34.* The System Related Organizations' columns in these combined financial statements are comprised of data from the System's discretely presented campus, athletic foundations and medical school practice plans, which include: University of Nevada, Reno Foundation, Athletic Association University of Nevada, Integrated Clinical Services, Inc., UNLV Medicine, Desert Research Institute Foundation, Desert Research Institute Research Parks LTD, Truckee Meadows Community College Foundation, Western Nevada College Foundation, Great Basin College Foundation, University of Nevada, Las Vegas Foundation, University of Nevada, Las Vegas Research Foundation, Rebel Golf Foundation, University of Nevada, Las Vegas Alumni Foundation, University of Nevada, Las Vegas Rebel Football Foundation, University of Nevada, Las Vegas Rebel Soccer Foundation, University of Nevada, Las Vegas Singapore Unlimited, College of Southern Nevada Foundation, and Nevada State College Foundation. These System Related Organizations are included as part of the System's combined financial statements because of the nature and the significance of their financial relationship with the System.

The System Related Organizations include campus foundations which are related tax-exempt organizations founded to foster and promote the growth, progress, and general welfare of the System, and are reported in separate columns to emphasize that they are Nevada not-for-profit organizations legally separate from the System. During the year ended June 30, 2018, the foundations distributed $123,893 to the System for both restricted and unrestricted purposes. Complete financial statements for the foundations can be obtained from Stephanie Shepherd, System Controller at NSHE, 2601 Enterprise Rd., Reno, NV 89512.

The System Related Organizations also include three legally separate non-profit organizations, together known as Integrated Clinical Services, Inc. (ICS). ICS includes the University of Nevada School of Medicine Multispecialty Group Practice North, Inc., University of Nevada School of Medicine Group Practice South, Inc., and Nevada Family Practice Residency Program, Inc. ICS was established for the benefit of the University of Nevada School of Medicine and its faculty physicians who are engaged in patient care activities. During the year ended June 30, 2018, ICS distributed $6,953 to the System for restricted purposes for salaries and Dean's support. Complete financial statements for ICS can be obtained from Stephanie Shepherd, System Controller at NSHE, 2601 Enterprise Rd., Reno, NV 89512.

In addition to ICS, UNLV Medicine ("UNLV Med") is a legally separate non-profit organization that is included as a System Related Organization. UNLV Medicine was incorporated as a not-for-profit corporation on April 14, 2017, under the name UNLV Medicine, Inc. The mission and goals of the corporation are to do and perform every act or acts necessary as an "affiliated group" with the School of Medicine to implement an academic medical center with all the legal rights and authority granted to such a center under state and federal law, develop an effective clinical practice environment to support the teaching, education, training and clinical research missions of the School of Medicine and its physicians. During the year ended June 30, 2018, UNLV Med distributed $25,361 to the System for restricted purposes for salaries and Dean's support. Complete financial statements for UNLV Med can be obtained from Stephanie Shepherd, System Controller at NSHE, 2601 Enterprise Rd., Reno, NV 89512.

NEVADA SYSTEM OF HIGHER EDUCATION

NOTES TO THE FINANCIAL STATEMENTS (in $1,000's)
FOR THE YEAR ENDED JUNE 30, 2018

NOTE 2 – Summary of Significant Accounting Policies:

The significant accounting policies followed by the System are described below to enhance the usefulness of the financial statements to the reader.

BASIS OF PRESENTATION

For financial statement reporting purposes, the System is considered a special purpose government engaged only in business-type activities. The financial statements have been prepared in accordance with accounting principles generally accepted in the United States of America as prescribed by the GASB, including Statement No. 34, *Basic Financial Statements - and Management's Discussion and Analysis - for State and Local Governments,* and Statement No. 35, *Basic Financial Statements and Management's Discussion and Analysis of Public Colleges and Universities*.

The financial statements required by Statement No. 35 are the Statements of Net Position, the Statements of Revenues, Expenses and Changes in Net Position and the Statement of Cash Flows. Financial reporting requirements also include Management's Discussion and Analysis of the System's financial position and results of operations.

BASIS OF ACCOUNTING

The financial statements have been prepared on the accrual basis of accounting whereby all revenues are recorded when earned and all expenses are recorded when incurred. All significant transactions between various divisions and campuses of the System have been eliminated. The financial statements are presented using the economic resources measurement focus.

CASH AND CASH EQUIVALENTS

All highly liquid investments with an original maturity of three months or less are considered to be cash equivalents. Cash held by State Treasurer represents the funds from certain state appropriations, which were enacted to provide the System with the funds necessary for the construction of major assets. Such amounts are controlled by the Nevada Public Works Board. These amounts are included in cash and cash equivalents in the Statement of Cash Flows.

INVESTMENTS

Investments are stated at fair value. Fair value of investments is determined from quoted market prices, quotes obtained from brokers or reference to other publicly available market information. Interests in private equity partnerships and commingled funds are based upon the latest valuations provided by the general partners or fund managers of the respective partnerships and funds adjusted for cash receipts, cash disbursements and securities distributions through June 30. The System believes the carrying amount of these financial instruments is a reasonable estimate of fair value. Because the private equity partnerships and private commingled funds are not readily marketable, their estimated value is subject to uncertainty and, therefore, may differ significantly from the value that would have been used had a ready market for such investments existed. Investment transactions are recorded on the date the securities are purchased or sold (trade-date). Realized gains or losses are recorded as the difference between the proceeds from the sale and the average cost of the investment sold. Dividend income is recorded on the ex-dividend date and interest income is accrued as earned.

INVENTORIES

Inventories consist primarily of bookstore and agricultural inventories, and other items held for sale and are stated at lower of estimated cost or market. Cost is calculated primarily on the first-in, first-out method.

PLEDGES

In accordance with GASB Statement No. 33, *Accounting and Reporting for Non-Exchange Transactions,* private donations are recognized when all eligibility requirements are met, provided that the pledge is verifiable, the resources are measurable and collection is probable. Pledges receivable are recorded at net present value using the appropriate discount rate. An allowance for uncollectible pledges is estimated based on collection history and is netted against the gross pledges receivable.

NEVADA SYSTEM OF HIGHER EDUCATION

NOTES TO THE FINANCIAL STATEMENTS (in $1,000's)
FOR THE YEAR ENDED JUNE 30, 2018

NOTE 2 – Summary of Significant Accounting Policies (continued):

CAPITAL ASSETS

Capital assets are defined as assets with an initial unit cost of $5 in the year ended June 30, 2018 and an estimated useful life in excess of one year. Such assets are stated at cost at the date of acquisition or fair market value at date of donation in the case of gifts. The costs of normal maintenance and repairs that do not add to the value of the asset or materially extend the assets' lives are not capitalized. Major outlays for capital assets and improvements are capitalized as projects are constructed. Capital assets acquired through federal grants and contracts where the federal government retains a reversionary interest are capitalized and depreciated. Interest in the amount of $3,207 was capitalized during the year ended June 30, 2018. Depreciation is computed on a straight-line basis over the following estimated useful lives:

Assets	Year
Buildings and improvements	40
Land improvements	10 to 15
Machinery and equipment	3 to 11
Library books	5
Leasehold improvements	shorter of useful life or lease term
Intangible assets	10

Collections are capitalized at the acquisition value at the date of donation. The System's collections are protected, preserved and held for public exhibition, education or research and include art and rare book collections which are considered inexhaustible and are therefore not depreciated.

UNEARNED REVENUE

Unearned revenue primarily includes amounts received from grant and contract sponsors that have not been earned under the terms of the agreement and other revenue billed in advance of the event, such as student tuition and fees and fees for housing and dining services, and advanced ticket sales for athletic and other events.

COMPENSATED ABSENCES

The System accrues annual leave for employees at rates based upon length of service and job classification and compensatory time based upon job classification and hours worked. Such accrued expenses have been classified as a component of employee compensation and benefits in the accompanying Statement of Revenues, Expenses and Changes in Net Position.

FEDERAL REFUNDABLE LOANS

Certain loans to students are administered by the System campuses, with funding primarily supported by the federal government. The System's Statement of Net Position include both the notes receivable and the related federal refundable loan liability representing federal capital contributions owed upon termination of the program.

PENSIONS

For purposes of measuring the net pension liability, deferred outflows of resources and deferred inflows of resources related to pensions, and pension expense, information about the fiduciary net position of the Public Employees' Retirement System of Nevada (PERS) and additions to/deductions from the PERS fiduciary net position have been determined on the same basis as they are reported by PERS. For this purpose, benefit payments (including refunds of employee contributions) are recognized when due and payable in accordance with the benefit terms. Investments are reported at fair value.

OTHER POST-EMPLOYMENT BENEFITS (OPEB)

For purposes of measuring the net OPEB liability, deferred outflow of resources and deferred inflows of resources related to OPEB, and OPEB expense, information about the fiduciary net position of NSHE's OPEB plan and additions to/deductions from the OPEB plan's fiduciary net position have been determined on the same basis as they are reported by the plan. For this purpose, the plan recognizes benefit payments when due and payable in accordance with the benefit terms. Plan assets are measured at market value.

NEVADA SYSTEM OF HIGHER EDUCATION

NOTES TO THE FINANCIAL STATEMENTS (in $1,000's)
FOR THE YEAR ENDED JUNE 30, 2018

NOTE 2 – Summary of Significant Accounting Policies (continued):

DEFERRED OUTFLOWS/INFLOWS OF RESOURCES

In addition to assets, the Statement of Net Position includes a separate section for deferred outflows of resources. This separate financial statement element represents a consumption of net position that applies to future periods and will not be recognized as an outflow of resources until then. The System has pension related, other post-employment benefits related and loss on bond refunding balances of $64,715, $15,701 and $14,303, respectively, at June 30, 2018. Pension related deferred outflows of resources are discussed in depth in Note 17 and other post-employment benefits related deferred outflows of resources are discussed in depth in Note 18. A loss on bond refunding results from the difference in the carrying value of refunded debt and its reacquisition price. This amount is deferred and amortized over the shorter of the life of the refunded or refunding debt. System Related Organizations have Intra-equity sales of future revenues of $363 at June 30, 2018.

In addition to liabilities, the Statement of Net Position includes a separate section for deferred inflows of resources. This separate financial statement element represents an acquisition of net position that applies to future periods and will not be recognized as an inflow of resources until that time. The System has pension related, other post-employment benefits related and gain on bond refunding balances of $29,202, $30,448 and $255, respectively, at June 30, 2018, while the System Related Organizations have split-interest agreements and unearned lease revenue of $5,319 and $6,722, respectively, at June 30, 2018.

Pension related deferred inflows of resources are discussed in depth in Note 17. Other post-employment benefits related deferred inflows of resources are discussed in Note 18. A gain on bond refunding results from the difference in the reacquisition price and the carrying value of refunded debt. This amount is deferred and amortized over the shorter of the life of the refunded or refunding debt. Endowment pledge donations, net, consist of future commitments to donate funds to support an endowment. Unearned lease revenue represents lease revenue that will be recognized in future periods.

NET POSITION

Net position is classified as follows:

Net investment in capital assets: This represents the total investment in capital assets, net of outstanding debt obligations related to those capital assets. To the extent debt has been incurred but not yet expended for capital assets, such amounts are not included as a component of invested in capital assets, net of related debt.

Restricted net position – nonexpendable: Nonexpendable restricted net position consists of endowment and similar type funds in which donors or other outside sources have stipulated, as a condition of the gift instrument, that the principal is to be maintained inviolate and in perpetuity and invested for the purposes of producing present and future income, which may either be expended or added to principal.

Restricted net position – expendable: Restricted expendable net position includes resources which must be expended in accordance with restrictions imposed by external third parties.

Unrestricted net position: Unrestricted net position represents resources that are not subject to externally imposed restrictions. These resources are used for transactions relating to educational and general operations and may be used to meet current expenses for any purpose.

When an expense is incurred that can be paid using either restricted or unrestricted resources, restricted resources are applied first.

FAIR VALUE

The System follows the provisions of the fair value measurement standard which defines the fair value of assets, establishes a framework for measuring the fair value of assets, and outlines the required disclosures related to fair market value measurements. The standard defines fair value as "the price that would be received to sell an asset or paid to transfer a liability in an orderly transaction between market participants at the measurement date."

NEVADA SYSTEM OF HIGHER EDUCATION

NOTES TO THE FINANCIAL STATEMENTS (in $1,000's)
FOR THE YEAR ENDED JUNE 30, 2018

NOTE 2 – Summary of Significant Accounting Policies (continued):

The standard established a fair value hierarchy for disclosure that classifies inputs for valuation techniques into three levels as follow:

Level 1 – Observable inputs are readily available quoted prices (unadjusted) for *identical* assets or liabilities in active markets that a government can access at the measurement date. In the table below, the System's Level 1 assets consist of cash and cash equivalents, bonds, mutual funds and commingled funds with observable market prices. The System does not adjust quoted prices for these investments.

Level 2 – Inputs for the valuation methodology include quoted prices for similar assets or liabilities in active markets, and inputs that are observable for the asset or liability, either directly or indirectly, for substantially the same term of the financial instrument.

Level 3 – Inputs are unobservable inputs for an asset or liability in which there is little or no market data. Assets in this category generally include investments where independent pricing information was not obtainable for a significant portion of the underlying assets.

Net Asset Value ("NAV") – The amount of net assets attributable to each share of capital stock or partnership interest (other than senior equity securities, that is, preferred stock) outstanding at the close of the period.

A financial instrument's categorization within the valuation hierarchy is based upon the lowest level of input that is significant to the fair value measurement.

OPERATING AND NONOPERATING REVENUES AND EXPENSES

SYSTEM

Revenues and expenses are classified as operating if they result from providing services and producing and delivering goods. They also include other events that are not defined as capital and related financing, noncapital financing, or investing activities. Grants and contracts representing an exchange transaction are considered operating revenues.

Revenues and expenses are classified as nonoperating if they result from capital and related financing, noncapital financing, or investing activities. Appropriations received to finance operating deficits are classified as noncapital financing activities; therefore, they are reported as nonoperating revenues. Grants and contracts representing nonexchange receipts are treated as nonoperating revenues.

Functional classification of expenses is determined when an account is established and is assigned based on the functional definitions by the National Association of College and University Business Officers' Financial Accounting and Reporting Manual.

INTEGRATED CLINICAL SERVICES, INC.

Net patient service revenue is reported when services are provided to patients at the estimated net realizable amounts from patients, third-party payors including Medicare and Medicaid, and others for services rendered, including estimated retroactive audit adjustments under reimbursement agreements with third-party payors. Retroactive adjustments are accrued on an estimated basis in the period the related services are rendered and adjusted in future periods as final settlements are determined. Contractual adjustments are recorded as deductions from professional fee revenue to arrive at net professional revenues. Contractual adjustments include differences between established billing rates and amounts reimbursable under various contractual agreements. Normal differences between final reimbursements and estimated amounts accrued in previous year are recorded as adjustments of the current year's contractual and bad debt adjustments. Substantially all of the operating expenses are directly or indirectly related to patient care.

UNLV MEDICINE (SOM)

Net patient service revenue is reported when services are provided to patients at the estimated net realizable amounts from patients, third-party payors including Medicare and Medicaid, and others for services rendered, including estimated retroactive audit adjustments under reimbursement agreements with third-party payors. Retroactive adjustments are accrued on an estimated basis in the period the related services are rendered and adjusted in future periods as final settlements are determined. Contractual adjustments include differences between established billing rates and amounts reimbursable under various contractual agreements. Contractual adjustments are recorded as deductions from professional fee revenue to arrive at net patient service revenues. Substantially all of the Organization's operating expenses are directly or indirectly related to patient care activities.

NEVADA SYSTEM OF HIGHER EDUCATION

NOTES TO THE FINANCIAL STATEMENTS (in $1,000's)
FOR THE YEAR ENDED JUNE 30, 2018

NOTE 2 – Summary of Significant Accounting Policies (continued):

FOUNDATIONS

Donations, gifts and pledges are recognized as income when all eligibility requirements are met, provided that the promise to give is verifiable, the resources are measurable and collection is probable.

SCHOLARSHIP ALLOWANCES

Student tuition and fee revenues, and certain other revenues from students, are reported net of scholarship allowances in the Statements of Revenues, Expenses and Changes in Net Position. Scholarship allowances are the difference between the stated charge for goods and services provided by the institutions and the amount that is paid by students and/or third parties making payments on the students' behalf. Payments of financial aid made directly to students are classified as scholarships and fellowships expenses.

GRANTS-IN-AID

Student tuition and fees revenue include grants-in-aid charged to scholarships and fellowships and grants-in-aid for faculty and staff benefits charged to the appropriate expenditure programs to which the applicable personnel relate. Grants-in-aid for the year ended June 30, 2018 was $10,901.

TAX EXEMPTION

The System is an affiliate of a government unit in accordance with the Internal Revenue Service's Revenue Procedure 95-48 and is exempt from federal taxes. The discretely presented System Related Organizations are qualified tax-exempt organizations under the provisions of Section 501(c) (3) of the Internal Revenue Code and are exempt from federal and state income taxes on related income.

USE OF ESTIMATES

The preparation of financial statements in conformity with accounting principles generally accepted in the United States of America requires management to make estimates and assumptions that affect the reported amounts of assets and liabilities and disclosure of contingent assets and liabilities at the date of the financial statements and the reported amounts of revenues and expenses during the reporting period. Actual amounts could differ from those estimates.

NEW ACCOUNTING PRONOUNCEMENTS

In June 2015, the GASB issued Statement No. 75, *Accounting and Financial Reporting for Postemployment Benefits other than Pensions* (GASB 75), which improves accounting and financial reporting by state and local governments for postemployment benefits other than pensions (other postemployment benefits or OPEB). It also improves information provided by state and local governmental employers about financial support for OPEB that is provided by other entities. GASB 75 is effective for fiscal years beginning after June 15, 2017. The System adopted GASB Statement No 75. in its year ended June 30, 2018. See Note 18 for additional disclosure on NSHE's implementation of GASB Statement No. 75

In January 2017, the GASB issued Statement No. 84, *Fiduciary Activities*, which improves guidance regarding the identification of fiduciary activities for accounting and financial reporting purposes and how those activities should be reported. The Statement establishes criteria for identifying fiduciary activities or all state and local governments. GASB 84 is effective for fiscal years beginning after December 15, 2018. The anticipated impact of this pronouncement is uncertain at this time.

In May 2017, the GASB issued Statement No. 86, *Certain Debt Extinguishment Issues*, which improves consistency in accounting and financial reporting for in-substance defeasance of debt by providing guidance for transactions in which cash and other monetary assets acquired with only existing resources – resources other than the proceeds of refunding debt – are placed in an irrevocable trust for the sole purpose of extinguishment of debt. The Statement also improves accounting and financial reporting for prepaid insurance on debt that is extinguished and notes to financial statements for debt that is defeased in substance. GASB 86 is effective for fiscal years beginning after June 15, 2017. This Statement had no impact on the Systems financial statements for the fiscal year ending June 30, 2018.

In June 2017, the GASB issued Statement No. 87, *Leases,* which addresses information needs of financial statement users by improving accounting and financial reporting for leases by governments. GASB 87 is effective for fiscal years beginning after December 15, 2019. The anticipated impact of this pronouncement is uncertain at this time.

NEVADA SYSTEM OF HIGHER EDUCATION

NOTES TO THE FINANCIAL STATEMENTS (in $1,000's)
FOR THE YEAR ENDED JUNE 30, 2018

NOTE 2 – Summary of Significant Accounting Policies (continued):

In April 2018, the GASB issued Statement No. 88, *Certain Disclosures Related to Debt, including Direct Borrowings and Direct Placements*. The primary objective of this Statement is to improve the information that is disclosed in government financial statements related to debt, including direct borrowings and direct placements. It will also clarify which liabilities government entities should include when disclosing information related to debt. This Statement will be effective for reporting periods beginning after June 15, 2018 and the impact is uncertain at this time.

In June 2018, the GASB issued Statement No. 89, *Accounting for Interest Cost Incurred before the End of a Construction Period*. The objectives of this Statement are to enhance the relevance and comparability of information about capital assets and the cost of borrowing for a reporting period and to simplify account for interest cost incurred before the end of a construction period. The Statement is effective for reporting periods beginning after December 15, 2019. The anticipated impact of this pronouncement is uncertain at this time.

NOTE 3 – System Cash and Cash Equivalents:

Cash and cash equivalents of the System are stated at cost, which approximates market, and consists of deposits in money market funds, which are not federally insured, and cash in the bank. At June 30, 2018, the System's deposits in money market funds totaled $212,471, and cash in bank was $4,512. Of these balances, $250 each year are covered by the Federal Depository Insurance Corporation (FDIC), the remaining deposits are uncollateralized and uninsured. Restricted cash represents the unexpended bond proceeds held for construction of major assets.

NOTE 4 – Disclosures About Fair Value of Financial Instruments:

Investments at Fair Value

The System's investment holdings as of June 30, 2018 categorized in accordance with the fair value hierarchy are summarized in the following table:

	Level 1 fair value	Level 2 fair value	Level 3 fair value	NAV	Total
Cash and cash equivalents	$217,960	$ -	$ -	$ -	$ 217,960
Charitable trusts	4,313	-	-	-	4,313
Domestic equity	198,374	-	-	19,663	218,037
Emerging market equity	1,380	-	-	6,404	7,784
Fixed income	135,655	550		129,450	265,655
International equity	131,592	-	-	33,353	164,945
Marketable alternatives	-	-	-	38,218	38,218
Multi-strategy	20,883	-	-	75,137	96,020
Private growth	-	-	-	32,664	32,664
Real assets	4,785	-	-	10,033	14,818
	$714,942	$550	$-	$344,922	$1,060,414

Disclosure of investments valued at NAV:

Assets included in the net asset value column in the above table represent assets held in the System's Operating and Endowment Fund and are classified as either private partnerships or marketable alternatives. Investment strategies within these classifications can be broken down into eight major investment categories:

- *Private Growth* – Strategies consist of private equity, private venture capital and private natural resources. Assets in this category are either illiquid or have significant redemption restrictions. Unfunded commitments of $24,358 to private equity/venture capital funds are outstanding as of June 30, 2018.
- *Marketable Alternatives* – Assets in the marketable alternative category have a broad mandate and/or incorporate hedging strategies and have significant redemptions restrictions.

NEVADA SYSTEM OF HIGHER EDUCATION

NOTES TO THE FINANCIAL STATEMENTS (in $1,000's)
FOR THE YEAR ENDED JUNE 30, 2018

NOTE 4 – Disclosures About Fair Value of Financial Instruments (continued):

- *Real Assets* – The System's holding in the real assets valued at NAV consists of funds which primarily invests in securities of publicly traded C-corporations, Master Limited Partnerships and certain private placement transactions.
- *Fixed Income* – The System's fixed income holdings valued at NAV consist of private and commingled funds with core fixed and short duration strategies.
- *Domestic Equity* – The System's holdings valued at NAV within the domestic equity category consists of one commingled fund with a broad mandate which seeks to outperform the S&P 500 index.
- *Multi-Strategy* – Assets in the multi-strategy valued at NAV consist of one fund which seeks to provide long-term capital growth by investing in domestic and foreign stocks, real assets, and bonds.
- *International Equity* – The System's holdings at NAV within the International equity category consist of private commingled funds primarily focused on value.
- *Emerging Market Equity* – The System's holdings at NAV within Emerging Market category consist of private commingled funds which look to achieve long-term capital appreciation while investing in equity securities or equity-linked instruments of companies located in emerging market countries.

The table below summarizes redemption restrictions for investments valued at NAV:

SUMMARY OF REDEMPTION RESTRICTIONS FOR INVESTMENTS VALUED AT NAV

	Redemption Frequency	Days' Notice (if applicable)	Remaining Life for Partnership
Marketable Alternatives	Daily, Monthly, Quarterly, Semi-Annually, Annually	90	N/A
Private equity/venture capital	Illiquid	N/A	7 to 12 years
Domestic Equity	Daily, Monthly, Quarterly	0-3	N/A
Fixed income	Daily, Monthly	Same Day	N/A
Emerging Market Equity	Daily, Weekly, Monthly	N/A	N/A
International Equity	Daily, Monthly	N/A	N/A
Real Assets	Daily, Monthly, Quarterly	0-110 days	N/A
Multi-Strategy	Daily	N/A	N/A

NOTE 5 – System Investments:

Board of Regents policies include the Statement of Investment Objectives and Policies for the Endowment and Operating Funds of the System. This policy governs the investment management of both funds. The Board of Regents is responsible for establishing the investment policies; accordingly, the Board of Regents has promulgated these guidelines in which they have established permitted asset classes and ranges. There was no significant change of policy this fiscal year. The System sold most of the assets in the endowment fund and purchased different assets. The asset allocation categories may change from year to year.

Investments are stated at fair value. The historical cost and market value (fair value) of System investments at June 30, 2018 is as follows:

	Cost	Market Value
Mutual funds publicly traded	$376,225	$491,187
Partnerships	36,746	51,534
Endowment cash and cash equivalents	976	976
Trusts	3,290	4,313
Private commingled funds	280,761	295,414
	697,998	843,424
Less: GBC Foundation Endowments	(6,958)	(6,958)
	$691,040	$836,466

As of June 30, 2018, the System had entered into various investment agreements with private equity partnerships and private commingled funds. Under the terms of certain of these investment agreements, the System is obligated to make additional investments as requested by these partnerships. Generally, partnership investments do not have a ready market and ownership interests in some of these investment vehicles may not be traded without the approval of the general partner or fund management. These investments are

NEVADA SYSTEM OF HIGHER EDUCATION

NOTES TO THE FINANCIAL STATEMENTS (in $1,000's)
FOR THE YEAR ENDED JUNE 30, 2018

NOTE 5 – System Investments (continued):

subject to the risks generally associated with equities with additional risks due to leverage and the lack of a ready market for acquisition or disposition of ownership interests.

Due to the level of risk associated with certain investment securities, it is at least reasonably possible that changes in the values of investment securities will occur in the near term and such changes could materially affect the amounts reported in the Combined Statements of Net Position.

Credit risk and interest rate risk

Certain securities with fixed income are subject to credit risk which is the risk that an issuer of an investment will not fulfill its obligations. Other securities, including obligations of the U.S. government or those explicitly guaranteed by the U.S. government, are not considered to have credit risk. Credit quality is an assessment of the issuer's ability to pay interest on the investment, and ultimately, to pay the principal. Credit quality is evaluated by one of the independent rating agencies, for example Moody's Investors Service or Standard and Poor's. For the types of investments that are subject to rating, the System's policy for reducing its exposure to credit risk is to maintain a weighted average credit rating of AA or better, and never below A, for investments with credit risk within both the endowment and operating investment pools. With regard to the trusts included in endowment investments, the System is not the trustee of these investments and; therefore, it currently has no policies with regard to credit risk for these investments.

The credit risk profile for the System's operating and endowment investments at June 30, 2018 is as follows:

	Fair Value	Not Rated
Mutual funds publicly traded	$491,187	$491,187
Partnerships	51,534	51,534
Endowment cash and cash equivalents	976	976
Trusts	4,313	4,313
Private commingled funds	295,414	295,414
	843,424	843,424
Less: GBC Foundation Endowments	(6,958)	(6,958)
	$836,466	$836,466

Interest rate risk is the risk that the value of fixed income securities will decline because of changing interest rates. The prices of fixed income securities with a shorter duration to maturity tend to be more sensitive to changes in interest rates, and, therefore, more volatile than those with longer investment lives. The System's policy for reducing its exposure to interest rate risk is to have an average investment life of at least two years for fixed income securities within both the endowment and operating investment pools. With regard to the trusts included in endowment investments, the System is not the trustee of these investments and; therefore, it currently has no policies with regard to interest rate risk for these investments.

Investments included in the above table have been identified as having interest rate risk and are principally invested in mutual funds and private commingled funds. The segmented time distribution for these investments at June 30, 2018 is as follows:

	2018
Less than 1 year	$219,270
1 to 5 year	155,624
5 to 10 year	121,602
	$496,496

Custodial credit risk

Custodial credit risk is the risk that in the event of a failure of the custodian, the System may not be able to recover the value of the investments held by the custodian as these investments are uninsured. This risk typically occurs in repurchase agreements where one transfers cash to a broker-dealer in exchange for securities, but the securities are held by a separate trustee in the name of the broker-dealer. The System does not have a specific policy with regard to custodial credit risk.

NEVADA SYSTEM OF HIGHER EDUCATION

NOTES TO THE FINANCIAL STATEMENTS (in $1,000's)
FOR THE YEAR ENDED JUNE 30, 2018

NOTE 5 – System Investments (continued):

Concentration of credit risk

Concentration of credit risk is the risk of loss attributed to the magnitude of the System's investments within any one issuer. For the fixed income portion of the endowment pool, the System's policy for reducing its exposure to concentration of credit risk is to limit the investments within any one issuer to a maximum of 5% of the fixed income portfolio, provided that issues of the U.S. Government or agencies of the U.S. Government may be held without limitation and provided further that issues of agencies of the U.S. Government shall be limited to the extent set forth in the manager-specific guidelines. The System does not have a specific policy with regard to the operating pool or the remainder of the endowment pool. At June 30, 2018, there were no investments within any one issuer in an amount that would constitute a concentration of credit risk to the System.

Foreign currency risk

Foreign currency risk is the risk of investments losing value due to fluctuations in foreign exchange rates. The System does not directly invest in foreign currency investments and is, therefore, not subject to foreign currency risk. However, the System has $176,330 in mutual funds and commingled funds in both the operating and endowment pools that are primarily invested in international equities at June 30, 2018.

NOTE 6 – System Endowment Pool:

At June 30, 2018, $253,811 of endowment fund investments were pooled on a unit market value basis. As of June 30, 2018, the endowment pool was comprised of investments in mutual funds (9%), partnerships (19%), and private commingled (72%). Each individual endowment fund acquires or disposes of units on the basis of the market value per unit on the preceding quarterly valuation date. The unit market value at June 30, 2018 was $828.77. The System follows the requirements of the Uniform Prudent Management of Institutional Funds Act (UPMIFA) with respect to prudent investing and spending of donor-restricted endowments.

The System utilizes a spending rule for its pooled endowments, which determines the endowment income to be distributed currently for spending. For the year ended June 30, 2018, the endowment spending policy, as approved by the Board of Regents, authorized a distribution maximum of 4.5% of the average unit market value for the previous twenty (20) calendar quarters. Under the provisions of these spending rules, during 2018, $22.53 was distributed to each time-weighted eligible unit for a total spending rule distribution of $9,212. The 2018 distributions were made from investment income of $614, and from cumulative gains of pooled investments of $9,826.

The System's policy is to retain the endowments' realized and unrealized appreciation with the endowment after the annual income distribution has been made. Such realized and unrealized appreciation retained in endowment investments was $164,603 at June 30, 2018 is reflected within the restricted expendable for scholarships, research and instruction net position category and is available to meet future spending needs subject to the approval of the Board of Regents.

Effective July 1, 2009 the Board of Regents has suspended distribution on all underwater accounts. At June 30, 2018, there were no accounts underwater.

NOTE 7 – System Accounts Receivable:

System accounts receivable consist primarily of amounts due from students for tuition and fees and from local and private sources for grant and contract agreements. System accounts receivable are presented on the accompanying Statement of Net Position net of allowances for uncollectible amounts of $45,623 as of June 30, 2018.

Accounts receivable:	2018
Student tuition and fees	$58,366
Sales and services	14,545
Local and private grants and contracts	10,397
Other	380
	83,688
Less: Allowance for doubtful accounts	(45,623)
Net accounts receivable	$38,065

NEVADA SYSTEM OF HIGHER EDUCATION

NOTES TO THE FINANCIAL STATEMENTS (in $1,000's)
FOR THE YEAR ENDED JUNE 30, 2018

NOTE 8 – System Loans Receivable:

Loans receivable from students bear interest primarily between 3% and 15% per annum and are generally repayable in installments to the various campuses over a five to ten year period commencing nine months from the date of separation from the institution. Student loans made through the Federal Perkins Loan Program comprise substantially all of the loans receivable at June 30, 2018. A provision for possible uncollectible amounts is recorded on the basis of the various institutions' estimated future losses for such items. The loans receivable and corresponding allowance for uncollectible loan balances as of June 30, 2018 are as follows:

	2018
Loans receivable	$10,483
Less: Allowance for doubtful loans	(1,544)
Net loans receivable	8,939
Less current portion	(1,571)
Noncurrent loans receivable	$ 7,368

NOTE 9 – System Capital Assets:

System capital asset activity for the year ended June 30, 2018 is as follows:

	2018			
	Beginning Balance	Increases	Decreases	Ending Balance
Capital assets not being depreciated:				
Construction in progress	$ 93,735	$96,071	$(73,914)	$ 115,892
Land	152,585	10,788	(211)	163,162
Land improvements	288	-	-	288
Intangibles	642	-	-	642
Collections	11,775	167	(45)	11,897
Total capital assets not being depreciated	259,025	107,026	(74,170)	291,881
Capital assets being depreciated:				
Buildings	2,732,730	94,543	-	2,827,273
Land improvements	156,076	6,017	-	162,093
Machinery and equipment	373,742	26,479	(14,159)	386,062
Intangibles	44,680	1,829	-	46,509
Library books and media	122,217	1,778	(1,256)	122,739
Total	3,429,445	130,646	(15,415)	3,544,676
Less accumulated depreciation for:				
Buildings	(941,291)	(69,267)	(188)	(1,010,746)
Land improvements	(107,313)	(6,182)	-	(113,495)
Machinery and equipment	(282,194)	(24,328)	12,443	(294,079)
Intangibles	(29,925)	(4,581)	-	(34,506)
Library books and media	(116,905)	(2,399)	1,256	(118,048)
Total accumulated depreciation	(1,477,628)	(106,757)	13,511	(1,570,874)
Total capital assets being depreciated, net	1,951,817	23,889	(1,904)	1,973,802
Capital assets, net	$2,210,842	$130,915	$(76,074)	$2,265,683

In 2018, the total amount recognized as a loss on disposal of assets was immaterial.

NEVADA SYSTEM OF HIGHER EDUCATION

NOTES TO THE FINANCIAL STATEMENTS (in $1,000's)
FOR THE YEAR ENDED JUNE 30, 2018

NOTE 10 – System Long-Term Debt:

The long-term debt of the System consists of revenue bonds payable, certificates of participation, capital lease obligations, notes payable and other minor obligations.

The Board of Regents issues revenue bonds to provide funds for the construction and renovation of major capital facilities. In addition, revenue bonds have been issued to refund other revenue bonds. In general, the long-term debt is issued to fund projects that would not be funded through State appropriations, such as dormitories, dining halls and parking garages.

(Remainder of this page left intentionally blank)

NEVADA SYSTEM OF HIGHER EDUCATION

NOTES TO THE FINANCIAL STATEMENTS (in $1,000's)
FOR THE YEAR ENDED JUNE 30, 2018

NOTE 10 – System Long-Term Debt (continued):

System long-term debt activity for the year ended June 30, 2018 is as follows:

	2018							
	Annual Interest Rate	Fiscal Year Final Payment Date	Original Amount	Beginning Balance	Additions	Reductions	Ending Balance	Current
Universities Revenue Bonds, Series 2008A	3.00% to 5.00%	2039	$60,135	$ 4,245	$ -	($1,355)	$2,890	$1,415
Universities Revenue Bonds, Series 2009A	2.00% to 5.25%	2039	18,140	2,770	-	(660)	2,110	680
Universities Revenue Bonds, Series 2010A	2.00% to 7.90%	2041	29,455	28,860	-	(26,575)	2,285	735
Universities Revenue Bonds, Series 2010B	4.00%	2018	3,275	705	-	(705)	-	-
Universities Revenue Bonds, Series 2011A	3.00% to 5.00%	2025	50,470	27,135	-	(5,455)	21,680	5,685
Universities Revenue Bonds, Series 2012A	2.00% to 5.00%	2033	27,375	25,965	-	-	25,965	-
Universities Revenue Bonds, Series 2012B	2.00% to 2.75%	2023	5,010	2,760	-	(590)	2,170	605
Universities Revenue Bonds, Series 2013A	2.00% to 5.00%	2033	40,035	33,415	-	(650)	32,765	1,325
Universities Revenue Bonds, Series 2013B	3.00% to 5.00%	2035	105,300	104,340	-	(5,215)	99,125	5,380
Universities Revenue Bonds, Series 2014A	4.00% to 5.00%	2044	49,995	47,895	-	(1,325)	46,570	1,390
Universities Revenue Bonds, Series 2015A	3.00% to 5.00%	2036	61,455	61,455	-	-	61,455	-
Universities Revenue Bonds, Series 2015B	2.00% to 3.00%	2027	7,480	7,480	-	(680)	6,800	695
Universities Revenue Bonds, Series 2016A	3.125% to 5.00%	2039	57,750	57,750	-	(100)	57,650	100
Universities Revenue Bonds, Series 2016B	2.50% to 5.00%	2036	13,580	13,580	-	-	13,580	480
Universities Revenue Bonds, Series 2017A	3.25% to 5.00%	2041	25,905	-	25,905	-	25,905	-
Community College Revenue Bonds, Series 2017A	3.00% to 5.00%	2047	70,915	-	70,915	-	70,915	2,200
Certificates of Participation, Series 2014A	2.00% to 5.00%	2045	34,220	32,755	-	(680)	32,075	700
Certificates of Participation, Series 2016A	2.00% to 5.00%	2047	63,095	63,095	-	(1,535)	61,560	2,540
Certificates of Participation, Series 2016B	1.65% to 4.72%	2047	50,405	50,405	-	(990)	49,415	1,010
Certificates of Participation, Series 2017A	3.00% to 5.00%	2047	28,890	-	28,890	-	28,890	860
Certificates of Participation, Series 2018A	4.00% to 5.00%	2049	12,475	-	12,475	-	12,475	-
SNSC Phase II Lease Revenue Bonds	7.58%	2023	8,460	3,955	-	(545)	3,410	585
Discounts				(8)	-	2	(6)	(2)
Premiums				39,308	8,469	(3,203)	44,574	3,265
Total Bonds Payable				607,865	146,654	(50,261)	704,258	29,648
Notes Payable				54,150	29,947	(10,230)	73,867	14,781
Total				$662,015	$176,601	$(60,491)	$778,125	$44,429

Commission for the Las Vegas Centennia

NEVADA SYSTEM OF HIGHER EDUCATION

NOTES TO THE FINANCIAL STATEMENTS (in $1,000's)
FOR THE YEAR ENDED JUNE 30, 2018

NOTE 10 – System Long-Term Debt (continued):

System notes payable activity for the year ended June 30, 2018 is as follows:

			2018		
	Interest Rate	Date Issued	Final Payment Date	Original Amount	Outstanding Balance
Bank of America, CSN Promissory Note	1.88%	01/03/13	06/01/23	10,000	$ 5,234
JP Morgan Chase, UNR Achievement Center	Variable*	02/26/14	07/01/19	Maximum 12,000	1,183
JP Morgan Chase, UNR Fitness Center	Variable**	08/14/14	01/01/20	Maximum 16,000	4,866
Wells Fargo Bank, UNLV Hotel College Academic Bldg	Variable***	12/15/15	01/03/23	Maximum 19,900	13,157
Wells Fargo Bank, UNR MED Refunding	1.80%	04/21/16	01/02/26	7,570	6,715
Wells Fargo Bank, UNR Scoreboard	2.01%	05/05/16	03/01/21	3,305	1,641
Key Government Finance, Inc., UNR Fine Arts Building	2.02%	04/20/17	07/01/22	11,326	9,524
US Bank, UNLV SOM funding	Variable****	06/28/2017	06/28/2024	Maximum 19,000	14,700
ZionsBankcorp, UNLV Football facility	1.98%	11/9/2017	07/01/2023	15,297	15,297
Other notes payable	1.74% - 5.16%	Various	Various	Various	1,550
					$73,867

* The variable interest rate is calculated based on 67% of one-month LIBOR plus a spread of 0.96%. The rate is reset daily, and interest only accrues based on the outstanding principal.

** The variable interest rate is calculated based on 72% of one month LIBOR plus a spread of 1.23%. The rate is reset daily, and interest only accrues based on the outstanding principal. Excludes other fees paid to JP Morgan Chase associated with this financing.

***The variable interest rate is calculated based on 70% of one-month LIBOR plus a spread of 0.75%. The rate is reset monthly, and interest only accrues based on the outstanding principal.

**** The variable interest rate is equal to the one-month LIBOR rate plus a spread of 0.54%. The rate is reset monthly, and interest only accrues based on the outstanding principal.

(Remainder of this page left intentionally blank)

Commission for the Las Vegas Centennia

NEVADA SYSTEM OF HIGHER EDUCATION

NOTES TO THE FINANCIAL STATEMENTS (in $1,000's)
FOR THE YEAR ENDED JUNE 30, 2018

NOTE 10 – System Long-Term Debt (continued):

The revenue bonds are collateralized by tuition and fees, auxiliary enterprises revenues and certain other revenues as defined in the bond indentures. The Certificates of Participation are secured by any and all available revenues as defined in the bond indentures. There are a number of limitations and restrictions contained in the various bond indentures. The most restrictive covenants of the various bond indentures require the various divisions and campuses of the System to maintain minimum levels of revenues, as defined in the indentures. The System is in compliance with all covenants.

Scheduled maturities of long-term debt for the years ending June 30 are as follows:

	Principal	Interest	Total
2019	$ 44,429	$ 32,983	$ 77,412
2020	44,366	30,970	75,336
2021	42,435	28,834	71,269
2022	42,580	26,511	69,091
2023	41,937	24,977	66,914
2024-2028	154,463	102,075	256,538
2029-2033	151,807	69,464	221,271
2034-2038	123,480	38,968	162,448
2039-2043	75,987	19,303	95,290
2044-2048	55,952	4,937	60,889
2049-thereafter	689	0	689
Total	$778,125	$379,022	$1,157,147

NOTE 11 – System Obligations Under Capital Leases:

The System has entered into various non-cancellable lease agreements of land, buildings and improvements, and machinery and equipment expiring at various dates from fiscal year 2019 to 2056.

System obligations under capital leases were as follows for the year ended June 30, 2018:

		2018			
	Beginning Balance	Additions	Reductions	Ending Balance	Current
Capital lease obligations	$51,224	$70	$(1,326)	$49,968	$1,333

The following System property included in the accompanying combined financial statements was leased under capital leases as of June 30, 2018:

	2018
Buildings and improvements	$51,796
Machinery and equipment	885
Total	52,681
Less accumulated depreciation	(2,362)
Total	$50,319

NEVADA SYSTEM OF HIGHER EDUCATION

NOTES TO THE FINANCIAL STATEMENTS (in $1,000's)
FOR THE YEAR ENDED JUNE 30, 2018

NOTE 11 – System Obligations Under Capital Leases (continued):

Future net minimum rental payments, which are required under the System leases for the years ending June 30, are as follows:

2019	$ 3,711
2020	3,729
2021	3,577
2022	3,518
2023	3,516
2024-2028	15,543
Thereafter	50,734
Total minimum lease payments	84,328
Less amount representing interest	(34,360)
Obligations under capital leases	$49,968

Total interest expense under the System capital leases and included in the accompanying combined financial statements was $51 during the year ended June 30, 2018. Depreciation of the capital lease assets is included in depreciation expense of the Statement of Revenues, Expenses and Changes in Net Position. Included in the capital lease obligations is a building lease for NSC with the State of Nevada.

NOTE 12 – Operating Leases:

The System has entered into various noncancelable operating lease agreements covering certain buildings and equipment. The lease terms range from one to ten years. The expense for operating leases was $7,259 for year ended June 30, 2018.

Future minimum lease payments on noncancelable operating leases for the years ending June 30 are as follows:

2019	$ 7,098
2020	5,566
2021	5,287
2022	4,930
2023	3,411
2024-2028	97
Total future minimum obligation	$26,389

NOTE 13 – Unemployment Insurance and Workers Compensation:

The System is self-insured for unemployment insurance and workers compensation. These risks are subject to various claim and aggregate limits, with excess liability coverage provided by an independent insurer. Liabilities are recorded when it is probable a loss has occurred, and the amount of the loss can be reasonably estimated. These losses include an estimate for claims that have been incurred, but not reported. The estimated liabilities are based upon an independent actuarial determination of the present value of the anticipated future payments.

Changes in unemployment and workers compensation for the year ended June 30, 2018 are as follows:

	Beginning Balance	Additions	Reductions	Ending Balance
Unemployment insurance	$2,997	$1,784	$(719)	$4,062
Workers compensation	3,000	3,300	(3,000)	3,300
Total	$5,997	$5,084	$(3,719)	$7,362

NEVADA SYSTEM OF HIGHER EDUCATION

NOTES TO THE FINANCIAL STATEMENTS (in $1,000's)
FOR THE YEAR ENDED JUNE 30, 2018

NOTE 14 – System Other Noncurrent Liability Activity:

The activity with respect to System other noncurrent liabilities for the year ended June 30, 2018 was as follows:

	Beginning Balance	Additions	Reductions	Ending Balance	Current
Refundable advances under federal loans program	$ 7,714	$ 586	$ (1,064)	$ 7,236	$ -
Compensated absences	49,837	39,870	(39,154)	50,553	35,068
Unearned revenue	41,755	56,643	(39,571)	58,827	58,200
Other noncurrent liabilities	822	152	(199)	775	-
Total	$100,128	$ 97,251	$(79,988)	$117,391	$93,268

NOTE 15 – Extinguishment of Debt:

In prior years, the System defeased outstanding bonds and obligations by placing the proceeds of new bonds into an irrevocable escrow account to provide for all future debt service payments on the old bonds. Accordingly, the escrow account assets and the liability for the defeased bonds are not included in the System's financial statements. At June 30, 2018, $59,640 of bonds outstanding were considered defeased.

In prior years, the System refinanced or defeased existing bonds for net cash flow savings or economic gain (present value of cash flow savings). At June 30, 2018, the System refinanced $26,575 of bonds outstanding.

NOTE 16 – Irrevocable Letter of Credit:

In connection with its worker's compensation liability coverage, the System is required to maintain a $200 standby letter of credit. An additional letter of credit was established in April 2004 in connection with the System's self-insured workers' compensation liability; the amount as of June 30, 2018 was $1,993. A letter of credit was established in July 2003 in connection with the SNSC Phase II Lease Revenue Bonds in the amount of $2,100. No advances were made under the letters of credit during the year ended June 30, 2018.

NOTE 17 – System Pension Plans:

Substantially all permanent employees of the System are covered by retirement plans. Classified employees are covered by the PERS, a cost-sharing multiple-employer public employee retirement system. Professional employees are covered under PERS or the System Retirement Plan Alternative, a defined contribution retirement plan qualified under Internal Revenue Code Section 401(a).

Under the System Retirement Plan Alternative, the System and participants have the option to make annual contributions to purchase individual, fixed or variable annuities equivalent to retirement benefits earned or to participate in a variety of mutual funds.

System employees may elect to participate in the System Supplemental Retirement Plan, a defined contribution plan qualified under Section 403(b) of the Internal Revenue Code, subject to maximum contribution limits established annually by the Internal Revenue Service. The employee contributions are not matched by the System.

The System's contribution to all retirement plans for the year ended June 30, 2018 was approximately $110,494, equal to the required contribution for the year.

General Information about the PERS Cost Sharing Pension Plan

PERS is a cost-sharing, multiple-employer, defined benefit public employees' retirement system, and was established by the Nevada Legislature in 1947, effective July 1, 1948. PERS is administered to provide a reasonable base income to qualified employees who have been employed by a public employer and whose earnings capacities have been removed or substantially impaired by age or disability.

Benefits Provided

Benefits, as required by the Nevada Revised Statutes (NRS or statute), are determined by the number of years of accredited service at time of retirement and the member's highest average compensation in any 36 consecutive months with special provisions for members entering the System on or after January 1, 2010. Benefit payments to which participants or their beneficiaries may be entitled under the plan include pension benefits, disability benefits, and survivor benefits.

NEVADA SYSTEM OF HIGHER EDUCATION

NOTES TO THE FINANCIAL STATEMENTS (in $1,000's)
FOR THE YEAR ENDED JUNE 30, 2018

NOTE 17 – System Pension Plans (continued):

Monthly benefit allowances for members are computed as 2.5% of average compensation for each accredited year of service prior to July 1, 2001. For service earned on and after July 1, 2001, this multiplier is 2.67% of average compensation. For members entering the PERS on or after January 1, 2010, there is a 2.5% multiplier. PERS offers several alternatives to the unmodified service retirement allowance which, in general, allows the retired employee to accept a reduced service retirement allowance payable monthly during his or her lifetime and various optional monthly payments to a named beneficiary after his or her death.

Post-retirement increases are provided by authority of NRS 286.575 - .579.

Vesting

Members are eligible for retirement at age 65 with five years of service, at age 60 with 10 years of service, or at any age with thirty years of service. Members entering PERS on or after January 1, 2010, are eligible for retirement at age 65 with five years of service, or age 62 with 10 years of service, or any age with thirty years of service.

The normal ceiling limitation on monthly benefits allowances is 75% of average compensation. However, a member who has an effective date of membership before July 1, 1985, is entitled to a benefit of up to 90% of average compensation. Members become fully vested as to benefits upon completion of five years of service.

Contributions

The authority for establishing and amending the obligation to make contributions and member contribution rates is set by statute. New hires, in agencies which did not elect the Employer-Pay Contribution (EPC) plan prior to July 1, 1983, have the option of selecting one of two contribution plans. Contributions are shared equally by employer and employee. Employees can take a reduced salary and have contributions made by the employer (EPC) or can make contributions by a payroll deduction matched by the employer.

PERS basic funding policy provides for periodic contributions at a level pattern of cost as a percentage of salary throughout an employee's working lifetime in order to accumulate sufficient assets to pay benefits when due.

PERS receives an actuarial valuation on an annual basis indicating the contribution rates required to fund the System on an actuarial reserve basis. Contributions actually made are in accordance with the required rates established by the Nevada Legislature. These statutory rates are increased/decreased pursuant to NRS 286.421 and 286.450.

The actuary funding method used is the Entry Age Normal Cost Method. It is intended to meet the funding objective and result in a relatively level long-term contributions requirement as a percentage of salary.

For the fiscal year ended June 30, 2018 the Statutory Employer/employee matching rate was 14.5%. The Employer-pay contribution (EPC) rate was 28%.

Pension Liabilities, Pension Expense, and Deferred Outflows of Resources and Deferred Inflows of Resources Related to Pensions

At June 30, 2018, the System reported a liability of $383,226 for its proportionate share of the net pension liability. The System's proportion of the net pension liability is based on their combined employer and member contributions relative to the total combined employer and member contributions for all employers for the period ended June 30, 2018. The System's proportionate share is approximately 2.88%.

For the year ended June 30, 2018, the System recognized pension expense of $11,921. At June 30, 2018 the System reported deferred outflows of resources and deferred inflows of resources related to pensions from the following sources:

	Deferred Outflows of Resources	Deferred Inflows of Resources
Difference between expected and actual experience	$ -	$25,148
Changes of assumptions	25,424	-
Net difference between projected and actual earnings on investments	2,488	-
Changes in proportion and differences between actual contributions and proportionate share of contributions	9,774	4,054
System contributions subsequent to the measurement date	27,030	-
	$64,716	$29,202

NEVADA SYSTEM OF HIGHER EDUCATION

NOTES TO THE FINANCIAL STATEMENTS (in $1,000's)
FOR THE YEAR ENDED JUNE 30, 2018

NOTE 17 – System Pension Plans (continued):

In 2018, $27,030 was reported as deferred outflows of resources related to pensions resulting from System contributions subsequent to the measurement date will be recognized as a reduction of the net pension liability. Other amounts reported as deferred inflows of resources will be recognized in pension expense as follows for the years ended June 30:

2019	$21,093
2020	(27,305)
2021	(7,051)
2022	19,226
2023	(9,942)
Thereafter	(4,505)
	$ (8,484)

Actuarial Assumptions

The PERS net pension liability was measured as of June 30, 2017 and the total pension liability used to calculate the net pension liability was determined by an actuarial valuation as of that date. The total pension liability was determined using the following actuarial assumptions, applied to all periods included in the measurement:

Inflation rate	2.75%
Payroll Growth	5.00%, including inflation
Investment Rate of Return	7.50%
Productivity pay increase	0.5%
Projected salary increases	4.25% to 9.15%, depending on service Rates include inflation and productivity increases
Consumer Price Index	2.75%
Other assumptions	Same as those used in the June 30, 2016 funding Actuarial valuation

Mortality rates for healthy participants were based on the Headcount-Weighted RP-2014 Healthy Annuitant Table projected to 2020 with Scale MP-2016, set forward one year for spouses and beneficiaries. For disabled participants, mortality rates were based on the Headcount – Weighted RP-2014 Disabled Retiree Table, set forward four years.

Actuarial assumptions used in the June 30, 2017 valuation were based on the results of the experience review completed in 2017.

The PERS policies which determine the investment portfolio target asset allocation are established by the PERS Board. The asset allocation is reviewed annually and is designed to meet the future risk and return needs of the PERS.

The following was the PERS Board adopted policy target asset allocation as of June 30, 2017:

Asset Class	Target Allocation	Long-Term Geometric Expected Real Rate of Return*
Domestic Equity	42%	5.50%
International Equity	18%	5.75%
Domestic Fixed Income	30%	0.25%
Private Markets	10%	6.80%

*As of June 30, 2017, PERS' long-term inflation assumption was 2.75%

Discount Rate

The discount rate used to measure the total pension liability was 7.50% as of June 30, 2017. The projection of cash flows used to determine the discount rate assumed that employee and employer contributions will be made at the rate specified in statute. Based on that assumption, the pension plan's fiduciary net position at June 30, 2017, was projected to be available to make all projected future benefit payments of current active and inactive employees. Therefore, the long-term expected rate of return on pension plan investments was applied to all periods of projected benefit payments to determine the total pension liability as of June 30, 2017.

NEVADA SYSTEM OF HIGHER EDUCATION

NOTES TO THE FINANCIAL STATEMENTS (in $1,000's)
FOR THE YEAR ENDED JUNE 30, 2018

NOTE 17 – System Pension Plans (continued):

Pension Liability Discount Rate Sensitivity

The following represents the System's proportionate share of the net pension liability calculated using the discount rate of 7.50%, as well as what the System's proportionate share of the net pension liability would be if it were calculated using a discount rate that is 1-percentage-point lower (6.50%) or 1-percentage-point higher (8.50%) than the current rate:

	1% Decrease (6.50%)	Discount Rate (7.50%)	1% Increase (8.50%)
NSHE's proportional share of the net pension liability	$579,330	$383,226	$220,358

Pension plan fiduciary net position

Detailed information about the pension plan's fiduciary net position is available in the separately issued PERS comprehensive annual financial report that includes financial statements and required supplementary information. The report is available online at www.nvpers.org or may be obtained by writing to PERS at 693 W. Nye Lane, Carson City, NV 89703-1599.

NOTE 18 – System Postemployment Benefits Other than Pensions:

In June 2015, the GASB issued Statement No. 75, *Accounting and Financial Reporting for Postemployment Benefits other than Pensions*, which requires the liability of employers and nonemployers contributing entities to employees for defined benefit OPEB to be measured as the portion of the present value of projected benefit payments to be provided to current active and inactive employees that is attributed to those employees/ past periods of service, less the amount of the OPEB plan's fiduciary net position. The adoption of GASB Statement No. 75, resulted in an adjustment to the opening balance of NSHE's net position in the amount of $491,178 which is noted on the Statement of Revenues, Expenses and Change in Net Position for the fiscal year ending June 30, 2018.

Officers and employees of NSHE are provided with OPEB through the Nevada Public Employees' Benefits Program (PEBP)-- a cost-sharing multiple-employer defined benefit OPEB plan. The program is administered by the PEBP Board, whose ten members are appointed by the governor. NRS 287.023 provides officers and employees eligible to be covered by any group insurance, plan of benefits or medical and hospital service established pursuant to NRS 287 the option upon retirement to cancel or continue any such coverage. The cost to administer the program is financed through the contributions and investment earnings of the plan. The PEBP Board is granted the authority to establish and amend the benefit terms of the program. (NRS 287.043) PEBP issues a publicly available financial report that includes financial statements and the required supplementary information for the plan. That report may be obtained from Public Employees' Benefits Program, 901 South Stewart Street, Suite 1001, Carson City, NV 89701.

Benefits provided

Benefits other than pensions are provided to eligible retirees and their dependents through the payment of subsidies by the PEBP. Benefits include health, prescription drug, dental, and life insurance coverage. The "base" subsidy rates are set by PEBP and approved by the Legislature and vary depending on the number of dependents and the medical plan selected. These subsidy rates are subtracted from the premium to arrive at the "participant premium". The "years of service" subsidy rates are then used to adjust the "participant premium" based on years of service. The current subsidy rates can be found at pebp.state.nv.us. As required by statute, benefits are determined by the number of years of service at the time of retirement and the individual's initial date of hire. Officers and employees hired after December 31, 2011 are not eligible to receive subsidies to reduce premiums. The following individuals and their dependents are eligible to receive benefits from the Retirees' Fund:

Any PEBP covered retiree with state service whose last employer was the state or a participating local government entity and who:

- Was initially hired by the state prior to January 1, 2010 and has at least five years of public service: or
- Was initially hired by the state on or after January 1, 2010, but before January 1, 2012 and has at least fifteen years of public service: or
- Was initially hired by the state on or after January 1, 2010, but before January 1, 2012 and has at least five years of public service and has a disability: or
- Any PEBP covered retiree with state service whose last employer was not the state or a participating local government entity and who has been continuously covered under PEBP as a retiree since November 30, 2008.

State service is defined as employment with any Nevada State agency, the Nevada System of Higher Education and any State Board or Commission. Participating local government agency is defined as a county, school district, municipal corporation, political subdivision, public corporation or other local governmental agency that has an agreement in effect with PEBP to obtain group insurance.

NEVADA SYSTEM OF HIGHER EDUCATION

NOTES TO THE FINANCIAL STATEMENTS (in $1,000's)
FOR THE YEAR ENDED JUNE 30, 2018

NOTE 18 – System Postemployment Benefits Other than Pensions (continued):

Contributions

The State Retirees' Health and Welfare Benefits Fund (Retirees' Fund) was established in 2007 by the Nevada Legislature as an irrevocable trust fund to account for the financial assets designated to offset the portion of current and future costs of health and welfare benefits paid on behalf of state retirees (NRS 287.0436). The money in the Retirees' Fund belongs to the officers, employees and retirees of the State of Nevada in aggregate; neither the State nor the governing body of any county, school district, municipal corporation, political subdivision, public corporation or other local governmental agency of the State, nor any single officer, employee or retiree of any such entity has any right to the money in the Retirees' Fund.

The authority for establishing an assessment to pay for a portion of the cost of premiums or contributions for the program is in statute. The Office of Finance shall establish an assessment that is to be used to pay for a portion of the cost of premiums or contributions for the Program for persons who were initially hired before January 1, 2012 and have retired with state service. The money assessed must be deposited into the Retirees' Fund and must be based upon a base amount approved by the Legislature each session to pay for a portion of the current and future health and welfare benefits for persons who retired before January 1, 1994, or for persons who retire on or after January 1, 1994, as adjusted by the years of service subsidy rates. (NRS 287.046) The required contribution rate for employers (the retired employees group insurance rate), as a percentage of covered payroll, for the fiscal year ended June 30, 2018 was 2.35%. NSHE contributions recognized as part of OPEB expense for the current fiscal year ended June 30, 2018 were $15,701.

OPEB liabilities, OPEB expense, deferred outflows of resources and deferred inflows of resources related to OPEB

At June 30, 2018, NSHE reported a liability of $489,199 for its proportionate share of the collective net OPEB liability. The collective net OPEB liability was measured as of July 1, 2017, and the total OPEB liability used to calculate the collective net OPEB liability was determined by an actuarial valuation as of January 1, 2018. NSHE's proportion of the collective net OPEB liability was based on the NSHE's share of contributions in the OPEB plan relative to the total contributions of all participating OPEB employers and members. At June 30, 2018, the State's proportion was 37.5906%.

For the year ended June 30, 2018, NSHE recognized OPEB expense of $29,063. At June 30, 2018, NSHE reported deferred outflows of resources and deferred inflows of resources related to OPEB from the following sources:

	Deferred Outflow of Resources	Deferred Inflow of Resources
Differences between expected and actual experience		
Changes of assumptions	$ -	$ 30,410
Net difference between projected and actual investment earnings on OPEB plan investments	-	38
Changes in proportion and differences between State contributions and proportionate share of contributions	-	-
State contributions subsequent to the measurement date	15,701	-
Total	$15,701	$30,448

NEVADA SYSTEM OF HIGHER EDUCATION

NOTES TO THE FINANCIAL STATEMENTS (in $1,000's)
FOR THE YEAR ENDED JUNE 30, 2018

NOTE 18 – System Postemployment Benefits Other than Pensions (continued):

Of the total amount reported as deferred outflows of resources related to OPEB, $15,701 results from NSHE contributions subsequent to the measurement date and before the end of the fiscal year which are included as a reduction of the collective net OPEB liability in the year at June 30, 2018. This deferred outflow will be recognized as expense in fiscal 2019. Other amounts reported as deferred outflows of resources and deferred inflows of resources related to OPEB will be recognized in OPEB expense as follows:

Year ended June 30:	
2019	$ (8,055)
2020	(8,055)
2021	(8,055)
2022	(6,283)
Thereafter	-
Total	$ (30,448)

Actuarial assumptions

The total OPEB liability was determined by an actuarial valuation as of January 1, 2018, using the following actuarial assumptions, applied to all periods included in the measurement, unless otherwise specified:

Inflation	2.75%
Salary increases	Dependent upon pension system ranging from 1.00% to 10.65%, including inflation
Investment rate of return	3.58%, based on a 20-Year Municipal Bond Index
Healthcare cost trend rates	For medical and prescription drug benefits, this amount initially is at 6.5% and decreases to a 5.00% long-term trend rate after six years. For dental benefits and Part B Premiums, the trend rate is 4.00% and 4.5%, respectively.

Regular mortality rates were based on the RP-2000 Combined Healthy Mortality projected to 2014 with Scale AA, set back one year for females. Police/Fire mortality rates were based on the RP-2000 Combined Healthy Mortality projected to 2014 with Scale AA, set forward one year. Disabled mortality rates were based on the RP-2000 Disabled Retiree Mortality projected to 2014 with Scale AA, set forward three years.

The actuarial assumptions used in the January 1, 2018 valuation were based upon certain demographic and other actuarial assumptions as recommended by Aon, in conjunction with the State and guidance from the GASB statement.

The Nevada Legislature established the Retirement Benefits Investment Fund (RBIF), effective July 1, 2007 with the purpose to invest contributions made by participating public entities, as defined by NRS 355.220 to enable such entities to support financing of OPEB at some time in the future. NRS 355.220(2) requires that any money in the RBIF must be invested in the same manner as money in the Public Employees' Retirement System of Nevada Investment Fund is invested. See Note 17 for a description of the PERS Board Investment policy. As of June 30, 2018, the balance of the investments held by the Fund was $1,602,029 and the net position restricted for other postemployment benefits was $1,597,327.

Discount rate

The discount rate used to measure the total OPEB liability was 3.58%, which is consistent with a 20-Year Municipal Bond Index. The Bond Buyer General Obligation 20-Bond Municipal Bond Index is used for the determination of the discount rate. The assets in the trust as of June 30, 2017 are less than the expected benefit payments in the first year; therefore, the crossover period is assumed to be in the first year, which provides additional support for using the discount rate at the 20-Year Municipal Bond Index rate. The Retiree Plan's fiduciary net position as of June 30, 2018, was projected to be available to make all projected future benefit payments of current active and inactive employees. The OPEB plan is funded on a pay-as-you-go basis, and therefore the discounted rate is equal to the Bond Buyer General Obligation 20-Bond Municipal Bond Index rate of 3.58%.

NEVADA SYSTEM OF HIGHER EDUCATION

NOTES TO THE FINANCIAL STATEMENTS (in $1,000's)
FOR THE YEAR ENDED JUNE 30, 2018

NOTE 18 – System Postemployment Benefits Other than Pensions (continued):

Sensitivity of the NSHE's proportionate share of the collective net OPEB liability to changes in the discount rate

The following presents the NSHE's proportionate share of the collective net OPEB liability, as well as what the NSHE's proportionate share of the collective net OPEB liability would be if it were calculated using a discount rate that is 1-percentage-point lower (2.58 percent) or 1-percentage-point higher (4.58 percent) than the current discount rate:

	1% Decrease 2.58%	Discount Rate 3.58%	1% Increase 4.58%
NSHE's proportionate share of the collective net OPEB liability	$541,548	$489,199	$443,848

Sensitivity of NSHE's proportionate share of the collective net OPEB liability to changes in the healthcare cost trend rates

The following presents NSHE's proportionate share of the collective net OPEB liability, as well as what NSHE's proportionate share of the collective net OPEB liability would be if it were calculated using healthcare cost trend rates that are 1-percentage-point lower or 1-percentage-point higher than the current healthcare cost trend rates:

	1% Decrease	Healthcare Cost Trend Rate	1% Increase
NSHE's proportionate share of the collective net OPEB liability	$457,844	$489,199	$526,175

OPEB plan fiduciary net position

Detailed information about the OPEB plan's fiduciary net position is available in the separately issued PEBP financial report.

Payables to the OPEB plan

At June 30, 2018, NSHE reported payables to the defined benefit OPEB plan of $1,174 for statutorily required employer contributions which had been assessed on employee salaries but not yet remitted to the Retirees' Fund.

NOTE 19 – System Commitments and Contingent Liabilities:

The System is a defendant or co-defendant in legal actions. Based on present knowledge and advice of legal counsel, System management believes that, except as provided below, there is a low probability that any liability in those legal actions, in excess of insurance coverage, will materially affect the System's net financial position, changes in net position or cash flows of the System. The System and the State of Nevada are defendants in various lawsuits, collectively referred to as the Little Valley Fire Cases. The cases relate to a prescribed burn conducted by the Nevada Division of Forestry in October 2017 on land partially owned by NSHE/UNR. Embers from the fire escaped and burned 23 structures. A jury returned a verdict in August 2018 finding liability on behalf of the Nevada Division of Forestry, but no liability on behalf of NSHE/UNR. However, oral arguments occurred in November 2018 before the Nevada Supreme Court and the case is not yet final.

The System has an actuarial study of its workers' compensation losses completed every other year. The study addresses the reserves necessary to pay open claims from prior year and projects the rates needed for the coming year. The System uses a third party administrator to adjust its workers' compensation claims.

The System is self-insured for its unemployment insurance liability. The System is billed by the State each quarter based on the actual unemployment benefits paid by the State. Each year the System budgets resources to pay for the projected expenditures. The amount of future benefits payments to claimants and the resulting liability to the System cannot be reasonably determined as of June 30, 2018 but no significant reduction in force or staffing cuts are anticipated.

NEVADA SYSTEM OF HIGHER EDUCATION

NOTES TO THE FINANCIAL STATEMENTS (in $1,000's)
FOR THE YEAR ENDED JUNE 30, 2018

NOTE 19 – System Commitments and Contingent Liabilities (continued):

The System receives Federal grants and awards, and amounts are subject to change based on outcomes of Federal audits. Management believes any changes made will not materially affect the net position, changes in net position or cash flows of the System.

The estimated cost to complete property authorized or under construction at June 30, 2018 is $154,551. These costs will be financed by State appropriations, private donations, available resources and/or long-term borrowings.

NOTE 20 – Risk Management:

The System is an entity created by the Constitution of the State of Nevada. The System transfers its tort liabilities to the Tort Claims Fund of the State of Nevada (State). The State purchases an excess liability policy in the amount of $15,000 excess of a $2,000 self-insured retention (SIR).

The System purchases the following commercial insurance:

Coverage for direct physical loss or damage to the System's property with limits of $500,000 per occurrence and a $500 per occurrence deductible with an aggregate deductible of $1,000.

Worker's compensation (foreign and domestic) with statutory limits excess of a $750 SIR.
Crime & Fidelity (employee dishonesty) with limits of $1,250 and a deductible of $100.

Medical malpractice with limits of $1,000 per occurrence and $3,000 aggregate.
Allied health malpractice with limits of $1,000 per occurrence and $3,000 aggregate.

The System purchases other commercial insurance for incidental exposures where prudent. The amount of claim settlements did not exceed the insurance coverage for any of the past three years. The System is charged an assessment to cover its portion of the State's cost of the Tort Claims fund.

NOTE 21 – Subsequent Events:

The System evaluated subsequent events through November 13, 2018, the date of issuance, and has determined there were no subsequent events to report.

NOTE 22– Functional Classification of System Expenses:

The following is the functional classifications of expenses as reported on the Statement of Revenues, Expenses and Changes in Net Position for the year ended June 30, 2018.

	2018
Instruction	$ 647,450
Research	133,307
Public service	66,565
Academic support	180,897
Institutional support	178,244
Student services	160,806
Operation and maintenance of plant	129,875
Scholarships and fellowships	98,164
Auxiliary enterprises	95,245
Depreciation	106,757
Total	$1,797,310

NEVADA SYSTEM OF HIGHER EDUCATION

NOTES TO THE FINANCIAL STATEMENTS (in $1,000's)
FOR THE YEAR ENDED JUNE 30, 2018

NOTE 23 – System Related Organizations:

As described in Note 1, the System Related Organizations columns in the financial statements include the financial data of the System's discretely presented campus foundations, ICS, and UNLV Medicine. Due to the condensed nature of this information, the individual line items may not necessarily agree with the financial statements of the System Related Organization, although the totals agree with the financial statements. Condensed combining financial data of the System Related Organizations is as follows:

(Remainder of this page left intentionally blank)

NEVADA SYSTEM OF HIGHER EDUCATION
COMBINED STATEMENTS OF NET POSITION (in $1,000's)
AS OF JUNE 30, 2018

NOTE 23 - System Related Organizations (continued):

NEVADA SYSTEM OF HIGHER EDUCATION SYSTEM RELATED ORGANIZATIONS
NET POSITION AS OF JUNE 30, 2018

	UNR Foundation	UNR AAUN	Integrated Clinical Services, Inc.	DRI Foundation	DRI Research Park	TMCC Foundation	WNC Foundation	GBC Foundation	CSN Foundation	NSC Foundation
ASSETS										
Current Assets										
Cash and cash equivalents	$ 64,208	$ 91	$ 4,944	$ 1,079	$ 1	$ 3,670	$ 106	$ 1,191	$ 374	$ 1,385
Short-term investments	211,851	7,827	1,390	-	-	285	58	322	3,325	1,400
Other current assets	18,468	461	3,159	-	-	301	10	127	89	718
Total Current Assets	294,527	8,379	9,493	1,079	1	4,256	174	1,640	3,788	3,503
Noncurrent Assets										
Investments	-	-	-	-	-	-	-	-	-	-
Restricted investments	-	-	-	-	-	-	3,294	7,755	-	1,226
Endowment investments	17,806	-	-	-	-	474	-	-	2,650	-
Capital assets, net	11	48	160	486	-	-	-	-	-	-
Other noncurrent assets	22,624	186	-	-	-	103	-	383	28	2,744
Total Noncurrent Assets	40,441	234	160	486	-	577	3,294	8,138	2,678	3,970
TOTAL ASSETS	334,968	8,613	9,653	1,565	1	4,833	3,468	9,778	6,466	7,473
DEFERRED OUTFLOWS OF RESOURCES										
Intra-entity sales of future revenues	-	-	-	-	-	-	-	-	-	-
TOTAL DEFERRED OUTFLOWS OF RESOURCES	-	-	-	-	-	-	-	-	-	-
LIABILITIES										
Current Liabilities										
Due to affiliates	15,138	322	1,726	619	-	-	-	18	-	-
Current portion of long-term debt	-	-	-	-	-	-	-	-	-	-
Other current liabilities	1,349	5	1,926	11	3	3,918	3,352	1	2	-
Total Current Liabilities	16,487	327	3,652	630	3	3,918	3,352	19	2	-
Noncurrent Liabilities										
Long-term debt	-	-	-	-	-	-	-	-	-	-
Other noncurrent liabilities	775	-	3,500	-	105	-	-	-	-	-
Total Noncurrent Liabilities	775	-	3,500	-	105	-	-	-	-	-
TOTAL LIABILITIES	17,262	327	7,152	630	108	3,918	3,352	19	2	-
DEFERRED INFLOWS OF RESOURCES										
Split-interest agreements	1,322	-	-	-	-	-	-	-	-	-
Deferred lease revenue	-	-	-	-	-	-	-	-	-	-
TOTAL DEFERRED INFLOWS OF RESOURCES	1,322	-	-	-	-	-	-	-	-	-
NET POSITION										
Net investment in capital assets	11	48	160	486	-	-	-	-	-	-
Restricted - Nonexpendable	157,573	2,609	-	-	-	479	-	4,509	2,679	1,252
Restricted - Expendable	143,361	4,760	-	-	-	-	58	4,120	2,557	6,043
Unrestricted	15,439	869	2,341	449	(107)	436	58	1,130	1,228	178
TOTAL NET POSITION	$ 316,384	$ 8,286	$ 2,501	$ 935	$ (107)	$ 915	$ 116	$ 9,759	$ 6,464	$ 7,473

The accompanying notes are an integral part of these financial statements.

Commission for the Las Vegas Centennia

NEVADA SYSTEM OF HIGHER EDUCATION
COMBINED STATEMENTS OF NET POSITION (in $1,000's)
AS OF JUNE 30, 2018

NOTE 23 - System Related Organizations (continued):

NEVADA SYSTEM OF HIGHER EDUCATION SYSTEM RELATED ORGANIZATIONS
NET POSITION AS OF JUNE 30, 2018 (continued)

	UNLV Foundation	UNLV Research Foundation	Rebel Golf Foundation	UNLV Alumni Association	UNLV Rebel Football Foundation	UNLV Rebel Soccer Foundation	UNLV Singapore Unlimited	UNLVMED	Total System Related Organizations
ASSETS									
Current Assets									
Cash and cash equivalents	$ 15,387	$ 179	$ 2	$ 320	$ 115	$ 170	$ 5,943	$ 2,582	$ 101,747
Short-term investments	47,703	2,089	5,882	2,134	1,270	333	-	-	285,869
Other current assets	20,695	185	-	97	-	-	3	14,981	59,294
Total Current Assets	83,785	2,453	5,884	2,551	1,385	503	5,946	17,563	446,910
Noncurrent Assets									
Investments	64,902	-	-	-	-	-	-	-	64,902
Restricted investments	-	-	-	-	-	-	-	-	12,275
Endowment investments	173,920	-	-	-	121	765	-	-	195,736
Capital assets, net	311	4,125	-	54	4	-	-	4,783	9,982
Other noncurrent assets	43,572	2,638	-	66	-	-	-	-	72,344
Total Noncurrent Assets	282,705	6,763	-	120	125	765	-	4,783	355,239
TOTAL ASSETS	366,490	9,216	5,884	2,671	1,510	1,268	5,946	22,346	802,149
DEFERRED OUTFLOWS OF RESOURCES									
Intra-entity sales of future revenues	-	-	-	-	-	-	-	363	363
TOTAL DEFERRED OUTFLOWS OF RESOURCES	-	-	-	-	-	-	-	363	363
LIABILITIES									
Current Liabilities									
Due to affiliates	-	-	-	-	-	-	5	2,669	20,497
Current portion of long-term debt	-	-	-	-	-	-	-	-	-
Other current liabilities	902	325	-	9	2	-	5	4,250	16,060
Total Current Liabilities	902	325	-	9	2	-	10	6,919	36,557
Noncurrent Liabilities									
Long-term debt	-	-	-	-	-	-	-	-	-
Other noncurrent liabilities	1,012	-	-	-	-	-	-	15,304	20,696
Total Noncurrent Liabilities	1,012	-	-	-	-	-	-	15,304	20,696
TOTAL LIABILITIES	1,914	325	-	9	2	-	10	22,223	57,253
DEFERRED INFLOWS OF RESOURCES									
Split-interest agreements	3,997	-	-	-	-	-	-	-	5,319
Deferred lease revenue	-	6,722	-	-	-	-	-	-	6,722
TOTAL DEFERRED INFLOWS OF RESOURCES	3,997	6,722	-	-	-	-	-	-	12,041
NET POSITION									
Net investment in capital assets	157	3,963	-	54	4	-	-	3,200	8,083
Restricted - Nonexpendable	144,572	-	-	-	47	727	-	-	314,447
Restricted - Expendable	211,490	-	-	14	74	38	-	380	372,895
Unrestricted	4,360	(1,794)	5,884	2,594	1,383	503	5,936	(3,094)	37,793
TOTAL NET POSITION	$ 360,579	$ 2,169	$ 5,884	$ 2,662	$ 1,508	$ 1,268	$ 5,936	$ 486	733,218

The accompanying notes are an integral part of these financial statements.

Commission for the Las Vegas Centennia

NEVADA SYSTEM OF HIGHER EDUCATION
NOTES TO THE FINANCIAL STATEMENTS (in $1,000's)
AS OF JUNE 30, 2018

NOTE 23 - System Related Organizations (continued):

NEVADA SYSTEM OF HIGHER EDUCATION SYSTEM RELATED ORGANIZATIONS
REVENUES, EXPENSES AND CHANGES IN NET POSITION
FOR THE YEAR ENDED JUNE 30, 2018

	UNR Foundation	UNR AAUN	Integrated Clinical Services, Inc.	DRI Foundation	DRI Research Park	TMCC Foundation	WNC Foundation	GBC Foundation	CSN Foundation	NSC Foundation
Operating Revenues										
Patient revenue	$ -	$ -	8,005	$ -	$ -	$ -	$ -	$ -	$ -	$ -
Contract revenue	-	-	5,598	-	-	-	-	-	-	-
Contributions	25,137	127	-	1,037	-	631	1,911	934	888	1,462
Campus support	7,224	-	-	118	27	176	-	18	-	-
Other operating revenues	1,408	-	1,208	356	3	491	95	10	314	120
Total Operating Revenues	33,769	127	14,811	1,511	30	1,298	2,006	962	1,202	1,582
Operating Expenses										
Program expenses, System Related Organizations	(334)	(791)	(6,398)	-	-	(995)	(1,503)	(40)	(704)	(2,912)
Depreciation	(25)	(2)	(17)	-	-	-	-	-	-	-
Other operating expenses	(5,228)	(28)	(3,991)	(406)	(27)	(279)	(481)	(120)	-	(556)
Total Operating Expenses	(5,587)	(821)	(10,406)	(406)	(27)	(1,274)	(1,984)	(160)	(704)	(3,468)
Operating Income (Loss)	28,182	(694)	4,405	1,105	3	24	22	802	498	(1,886)
Nonoperating Revenues (Expenses)										
Intergovernmental revenue	-	-	1,840	-	-	-	-	-	-	-
Payments to System campuses and divisions	(32,714)	-	(2,323)	(1,190)	-	-	-	(821)	(691)	-
Other nonoperating revenues (expenses)	16,819	618	750	-	-	(27)	19	591	324	-
Total Nonoperating Revenues (Expenses)	(15,895)	618	267	(1,190)	-	(27)	19	(230)	(367)	-
Income (Loss) before other revenue (expenses)	12,287	(76)	4,672	(85)	3	(3)	41	572	131	(1,886)
Other Revenues (Expenses)										
Additions to permanent endowments	11,772	171	(2,500)	-	-	-	-	127	31	84
Other Foundation expenses	-	-	-	300	-	-	-	-	-	-
Total Other Revenues (Expenses)	11,772	171	(2,500)	300	-	-	-	127	31	84
Increase (Decrease) in Net Position	24,059	95	2,172	215	3	(3)	41	699	162	(1,802)
NET POSITION										
Net position - beginning of year	292,325	8,191	329	720	(110)	918	4,602	9,060	6,302	9,275
Change in Accounting Policy	-	-	-	-	-	-	(4,527)	-	-	-
Net position - end of year	$ 316,384	$ 8,286	$ 2,501	$ 935	$ (107)	$ 915	$ 116	$ 9,759	$ 6,464	$ 7,473

The accompanying notes are an integral part of these financial statements.

Commission for the Las Vegas Centennia

NEVADA SYSTEM OF HIGHER EDUCATION
NOTES TO THE FINANCIAL STATEMENTS (in $1,000's) (CONTINUED)
AS OF JUNE 30, 2018

NOTE 23 - System Related Organizations (continued):

NEVADA SYSTEM OF HIGHER EDUCATION SYSTEM RELATED ORGANIZATIONS
REVENUES, EXPENSES AND CHANGES IN NET POSITION
FOR THE YEAR ENDED JUNE 30, 2018

	UNLV Foundation	UNLV Research Foundation	Rebel Golf Foundation	UNLV Alumni Association	UNLV Rebel Football Foundation	UNLV Rebel Soccer Foundation	UNLV Singapore Unlimited	UNLVMED	Total System Related Organizations
Operating Revenues									
Patient revenue	$ -	$ -	$ -	$ -	$ -	$ -	$ -	$ 40,675	$ 48,680
Contract revenue	-	-	-	-	-	-	-	15,227	20,825
Contributions	48,032	144	423	1,180	131	926	-	-	82,963
Campus support	3,246	-	-	-	-	-	-	-	10,809
Other operating revenues	899	267	249	364	111	-	36	11,473	17,404
Total Operating Revenues	52,177	411	672	1,544	242	926	36	67,375	180,681
Operating Expenses									
Program expenses, System Related Organizations	(1,472)	-	(267)	(1,019)	(123)	(121)	-	(18,274)	(34,953)
Depreciation	(64)	(126)	-	(28)	(3)	-	-	(673)	(938)
Other operating expenses	(20,323)	(630)	(210)	(691)	(14)	-	(87)	(23,145)	(56,216)
Total Operating Expenses	(21,859)	(756)	(477)	(1,738)	(140)	(121)	(87)	(42,092)	(92,107)
Operating Income (Loss)	30,318	(345)	195	(194)	102	805	(51)	25,283	88,574
Nonoperating Revenues (Expenses)									
Intergovernmental revenue	-	-	-	-	-	-	-	-	1,840
Payments to System campuses and divisions	(59,315)	-	(413)	-	(1,806)	-	-	(24,620)	(123,893)
Other nonoperating revenues (expenses)	17,989	30	401	267	157	(45)	-	(177)	37,716
Total Nonoperating Revenues (Expenses)	(41,326)	30	(12)	267	(1,649)	(45)	-	(24,797)	(84,337)
Income (Loss) before other revenue (expenses)	(11,008)	(315)	183	73	(1,547)	760	(51)	486	4,237
Other Revenues (Expenses)									
Additions to permanent endowments	4,619	-	-	-	-	-	-	-	14,304
Other Foundation expenses	-	-	-	-	-	-	60	-	360
Total Other Revenues (Expenses)	4,619	-	-	-	-	-	60	-	14,664
Increase (Decrease) in Net Position	(6,389)	(315)	183	73	(1,547)	760	9	486	18,901
NET POSITION									
Net position - beginning of year	366,968	2,484	5,701	2,589	3,055	508	5,927	-	718,844
Change in Accounting Policy	-	-	-	-	-	-	-	-	(4,527)
Net position - end of year	$ 360,579	$ 2,169	$ 5,884	$ 2,662	$ 1,508	$ 1,268	$ 5,936	$ 486	$ 733,218

The accompanying notes are an integral part of these financial statements.

Commission for the Las Vegas Centennia

NEVADA SYSTEM OF HIGHER EDUCATION

NOTES TO THE FINANCIAL STATEMENTS (in $1,000's)
FOR THE YEAR ENDED JUNE 30, 2018

NOTE 23 - System Related Organizations (continued):

UNR Foundation:

Cash and cash equivalents at June 30, 2018, consists of:

Cash	$ 2,419
Treasury bill	10,726
Money market funds	51,063
	$64,208

The fair value of investments at June 30, 2018, are as follows:

Equity Investments	$ 845
Commingled funds	210,455
Certificates of deposit	7,969
Corporate bonds	8,122
U.S. Government Securities	2,266
	$229,657

At June 30, 2018, the Foundation investments had the following maturities:

		Investment Maturities (in Year)		
	Fair Value	Less than 1	1 – 5	6 – 10
Equity investments	$ 845	$ 845	$ -	$ -
Commingled funds	210,455	210,455	-	-
Certificates of deposit	7,969	545	7,424	-
Corporate bonds	8,122	-	8,121	-
U.S. Government securities	2,266	6	1,960	300
	$229,657	$211,851	$17,505	$ 300

The Foundation's investment policy for cash and cash equivalents is to exercise sufficient due diligence to minimize investing cash and cash equivalents in instruments that will lack liquidity. The Foundation, through its Investment Managers considers the operating funds to be two discrete pools of funds: a short-term pool and an intermediate-term pool. The short-term pool shall be funded in an amount sufficient to meet the expected daily cash requirements of the Foundation. The goals of the investments are to maintain the principal in the account while maximizing the return on the investments. The short-term pool is staggered in 30, 60, and 90 day investments. Appropriate types of investments are money market funds, certificates of deposit, commercial paper, U.S. Treasury bills and notes, mortgage backed securities (U.S. Government) and internal loans to the University of Nevada, Reno secured by a promissory note with an appropriate interest rate. The intermediate-term pool is invested in fixed income securities generally having an average maturity of three year or less in order to take advantage of higher yields.

NEVADA SYSTEM OF HIGHER EDUCATION

NOTES TO THE FINANCIAL STATEMENTS (in $1,000's)
FOR THE YEAR ENDED JUNE 30, 2018

NOTE 23 - System Related Organizations (continued):

It is the policy of the investment program to invest according to an asset allocation strategy that is designed to meet the goals of the Endowment Investment Objective. The strategy will be based on a number of factors, including:

- The projected spending needs;
- The maintenance of sufficient liquidity to meet spending payments;
- Historical and expected long-term capital market risk and return behaviors;
- The relationship between current and projected assets of the Endowment and its spending requirements.

This policy provides for diversification of assets in an effort to maximize the investment return and manage the risk of the Endowment consistent with market conditions. Asset allocation modeling identifies asset classes the Endowment will use and the percentage each class represents in the total fund. Due to the fluctuation of market values, positioning within a specified range is acceptable and constitutes compliance with the policy. It is anticipated that an extended period of time may be required to fully implement the asset allocation policy, and that periodic revisions will occur.

Investment Program Strategy

As a result of the above process, the Board has adopted the following assets allocation targets and ranges, exclusive of amounts transferred to the Endowment's operating accounts:

Asset Allocation Targets and Ranges

	Min Wt.	*Target Wt.*	*Max Wt.*
Global Equities	*17%*	*20%*	*23%*
Global Low Volatility Equity	*7%*	*9%*	*11%*
Private Markets	*5%*	*12%*	*15%*
Fixed Income	*27%*	*32%*	*37%*
Core US Fixed Income	*12%*	*15%*	*18%*
High Yield Fixed Income	*5%*	*7%*	*9%*
Alternative Debt	*5%*	*10%*	*15%*
Real Estate	*8%*	*12%*	*15%*
Real Assets	*10%*	*15%*	*20%*
Cash	*0%*	*0%*	*5%*

Investment Risk Factors

There are many factors that can affect the value of investments. Some factors, such as credit risk and concentrations of credit risk may affect fixed income securities, which are particularly sensitive to credit risks and changes in interest rates. The Investment Committee of the Foundation has policies regarding acceptable levels of risk. The committee meets quarterly to review the investments and has policies regarding acceptable levels of risk.

Concentration of Credit Risk

Concentration of credit risk is the risk of loss attributed to the magnitude of an organization's investment in a single issuer. The Foundation restricts investment of cash and cash equivalents and investments to financial institutions with high credit standing, and the Foundation currently purchases certificates of deposit of less than $250 per bank or institution. Commercial paper is limited to a maximum of 10% of the total cash and cash equivalents available. The Foundation has not experienced any losses in such accounts and believes it is not exposed to any significant credit risk on cash and cash equivalents and investments.

Credit Risk

Generally, credit risk is the risk that an issuer of an investment will not fulfill its obligation to the holder of the investment. This is measured by the assignment of a rating by a nationally recognized statistical rating organization. None of the investments held by the Foundation are rated by a nationally recognized statistical rating organization.

Fixed income securities to obligations of the U.S. Government are not considered to have credit risk.

NEVADA SYSTEM OF HIGHER EDUCATION

NOTES TO THE FINANCIAL STATEMENTS (in $1,000's)
FOR THE YEAR ENDED JUNE 30, 2018

NOTE 23 - System Related Organizations (continued):

Interest Rate Risk

Interest rate risk is the risk that changes in interest rates will adversely affect the fair value of an investment. As a means of limiting its exposure to fair value losses arising from rising interest rates, the Foundation's investment policy limits the maturities of U.S. Treasury instruments and certificates of deposit to no more than 90 days unless the rate justifies the return and the current liquidity requirements are met.

Foreign Currency Risk

Foreign currency risk is the risk that changes in exchange rates will adversely affect the fair value of an investment or a deposit. Foreign investments are managed by the Investment Manager, and the Foundation has policies in place to address foreign currency risk.

Custodial Credit Risk – Deposits

In the case of deposits, this is the risk that in the event of a bank failure, the Foundation's deposits exceed FDIC limits and as a result may not be insured and returned to the Foundation. All cash deposits are primarily on deposit with two financial institutions and several investment companies. The Foundation does not have a deposit policy for custodial credit risk. As of June 30, 2018, the Foundation's bank balances totaled $64,208. Of this balance, $1,172 was covered by depository insurance and/or collateralized and $49,286 is held by State Street Government Securities and subject to their investment policies. The remaining $13,750 was uninsured and uncollateralized and, as a result, was subject to custodial credit risk at June 30, 2018.

Custodial Credit Risk – Investments

For an investment, this is the risk that, in the event of the failure of the counterparty, the Foundation will not be able to recover the value of its investments or collateral securities that are in the possession of an outside party. Investments consist primarily of comingled funds. Debt and equity securities other than open-end mutual funds are uncollateralized.

Redemption Notice

Certain commingled investments classified as current have notice requirements before the investment can be redeemed; these requirements range from 1-30 days. Other commingled investments have set dates upon which they can be redeemed; these investments have been classified as long-term based on these dates.

Commitments

As of June 30, 2018, the Foundation has committed to acquire approximately $19.3 million in commingled funds.

Fair Value Measurements

The Foundation has valued their investments based on the following level of inputs:

Level 1 - Quoted prices in active markets for identical assets or liabilities. Level 1 assets and liabilities include debt and equity securities that are traded in an active exchange market.

Level 2 – Observable inputs other than Level 1 prices, such as quoted prices for similar assets or liabilities, quoted prices in markets that are not active, or other inputs which are observable or can be corroborated by observable market data for substantially the full term of the assets or liabilities. Level 2 assets and liabilities include derivative contracts whose value is determined using a pricing model with inputs that are observable in the market or can be derived principally from or corroborated by observable market data. This category generally includes agency mortgage-backed debt securities and derivative contracts.

Level 3 – Unobservable inputs are supported by little or no market activities and that are significant to the fair value of the assets or liabilities. Level 3 assets and liabilities include financial instruments whose value is determined using pricing models, discounted cash flow methodologies, or similar techniques, as well as instruments for which the determination of fair value requires significant management judgement or estimation. This category generally includes private equity, real estate and commingled investments where independent pricing information was not able to be obtained for a significant portion of the underlying assets.

Net asset value ("*NAV")* - The amount of net assets attributable to each unit outstanding at the close of the period.

NEVADA SYSTEM OF HIGHER EDUCATION

NOTES TO THE FINANCIAL STATEMENTS (in $1,000's)
FOR THE YEAR ENDED JUNE 30, 2018

NOTE 23 - System Related Organizations (continued):

The assets or liabilities fair value measurement level within the fair value hierarchy is based on the lowest level of any input that is significant to the fair value measurement. Valuation techniques used need to maximize the use of observable inputs and minimize the use of unobservable inputs. The following is a description of the valuation methodologies used for assets measure at fair value.

- *Commingled funds* – Valued at NAV.
- *Residual interest in irrevocable trust* – Assets held in commingled funds are valued at NAV. Assets held in trust represents the Foundation's beneficial interest in real estate, where fair value is estimated based on appraised value.
- *Equity investments, certificates of deposit and U.S. Government securities* – Valued at the closing price reported on the active market on which the security is traded, if available.

The methods described above may produce a fair value calculation that may not be indicative of the net realizable value or reflective of future fair values. Furthermore, while the Foundation believes it valuation methods are appropriate and consistent with other market participants, the use of different methodologies or assumptions to determine the fair value of certain financial instruments could result in a different estimate of fair value at the reporting date.

Assets measured at fair value on a recurring basis at June 30, 2018 are:

	Level 1	Level 3	NAV	Total
Investments				
Commingled funds	$66,301	$ -	$144,154	$210,455
Equity Securities	845	-	-	845
Certificates of deposit	7,969	-	-	7,969
Corporate bonds	8,122	-	-	8,122
U.S. Government Securities	2,266	-	-	2,266
	$85,503	$ -	$144,154	$229,657
Residual interest in trusts				
Commingled funds	$ -	$ -	$ 584	$ 584
Real estate	-	-	1,263	1,263
	$ -	$ -	$ 1,847	$ 1,847

The Foundation does not hold any investments using Level 2 or 3 inputs.

UNLV Foundation:

The UNLV Foundation discloses its deposits with financial institutions, investments, and reverse repurchase agreements in accordance with GASB Statement No. 40, *Deposit and Investment Risk Disclosures-an amendment of GASB Statement No. 3*.

The calculation of realized gains and losses is independent of the calculation of the net change in the fair value of investments. Realized gains and losses on investments that had been held more than one fiscal year and sold in the current year were included as a change in the fair value of investments reported in prior years. Investment expenses of $811 for the year ended June 30, 2018, were netted against interest and dividends on the accompanying Statements of Support and Revenues, Expenses and Changes in Net Position. Investments are recorded on the date of the trade.

NEVADA SYSTEM OF HIGHER EDUCATION

NOTES TO THE FINANCIAL STATEMENTS (in $1,000's)
FOR THE YEAR ENDED JUNE 30, 2018

NOTE 23 - System Related Organizations (continued):

Investments include the following at June 30, 2018:

Mutual funds	$ 32,072
Certificates of deposit	2,674
Equities	14,044
Collateralized securities	26,646
U.S. government obligations	44,475
U.S. corporate bonds	28,772
Alternative investments	130,893
Non-U.S. corporate bonds	6,949
Total marketable securities at fair value	$286,525

As of June 30, 2018, the UNLV Foundation is committed to acquire approximately $16 in additional alternative investments in future periods related to the UNLV Foundation's investment in Special Situation Partners.

Custodial Credit Risk

The custodial credit risk for deposits is the risk that, in the event of a failure of a depository financial institution, the UNLV Foundation will not be able to recover deposits or collateral securities that are in the possession of an outside party. At June 30, 2018, the total balance for the UNLV Foundations cash and money market funds was $15,387. Of this balance, $468 was covered by the Federal Deposit Insurance Corporation, and $14,920 was uninsured.

Credit Risk

Credit risk is the risk that an issuer will not fulfill its obligations. The UNLV Foundation reduces its exposure to credit risk with policy guidelines that instruct money managers to purchase securities rated investment grade or better. However, up to 25% of the fixed-income portfolios may be allocated to below investment grade. The credit ratings of fixed income investments at June 30, 2018 are as follows:

	Total	AAA	AA	A	BBB	Below Investment Grade
Collateralized securities	$26,646	$22,530	$3,948	$ 169	$ -	$ -
U.S. corporate bonds	28,772	-	128	5,640	19,513	3,491
Non-U.S. corporate bonds	6,949	-	529	2,836	2,725	858
	$62,367	$22,530	$4,605	$8,645	$22,238	$4,349

Fixed income securities or obligations of the U.S. government are not considered to have credit risk.

In accordance with GASB Statement No. 40, U.S. government obligations, mortgage-backed securities, cash, and money market funds backed by the full faith and credit of the federal government are not included in the above table. Alternative investments are not rated by industry rating agencies.

Interest Rate Risk

Interest rate risk is the risk that changes in interest rates will adversely affect the fair value of an investment. The UNLV Foundation's policy guidelines on maturity parameters state that the fixed-income portfolio's average weighted duration is to remain within 20% of the benchmark duration.

For investments in donor-restricted endowment funds, the UNLV Foundation uses the Barclays Aggregate Bond Index average as the benchmark; maturity as of June 30, 2018, was 8.20 years. The fixed-income portfolio's average maturity was 7.91 years. Interest rates range from 2.66% to 3.25%.

NEVADA SYSTEM OF HIGHER EDUCATION

NOTES TO THE FINANCIAL STATEMENTS (in $1,000's)
FOR THE YEAR ENDED JUNE 30, 2018

NOTE 23 - System Related Organizations (continued):

For investments in donor-restricted expendable funds, the UNLV Foundation uses the Barclays Aggregate Index average as the benchmark; maturity as of June 30, 2018, was 8.5 years. The fixed income-portfolio's average maturity was 8.3 years. Interest rates range from 0.00% to 9.80%.

	Maturity Under 1 Year	Maturity 1 – 5 Years	Maturity 5 – 10 Years	Maturity Over 10 Years	Total
Mutual funds	$28,774	$ 3,298	$ -	$ -	$ 32,072
Certificates of deposit	99	2,575	-	-	2,674
Collateralized securities	791	6,814	2,067	16,975	26,646
U.S. government obligations	14,344	17,041	7,332	5,758	44,475
U.S. corporate bonds	3,226	16,931	4,290	4,325	28,772
Non-U.S. corporate bonds	469	3,855	1,425	1,200	6,949
Investment in securities at fair value	$47,703	$50,514	$15,114	$28,258	$141,588

Foreign Currency Risk

Foreign currency risk is the risk that changes in exchange rates will adversely affect the fair value of an investment or a deposit. All non-U.S. corporate bonds are traded in U.S. dollars. The UNLV Foundation investment managers have policies that address foreign currency risk.

In accordance with GASB Statement No. 40, U.S. government obligations, mortgage-backed securities, cash, and money market funds backed by the full faith and credit of the federal government are not included in the above table. Alternative investments are not rated by industry rating agencies.

Fair Value Measurements

The Foundation has valued their investments based on the following level of inputs:

Level 1 – Quoted prices in active markets for identical assets or liabilities. Level 1 assets and liabilities include debt and equity securities that are traded in an active exchange market.

Level 2 – Observable inputs, other than Level 1 prices, such as quoted prices for similar assets or liabilities, quoted prices in markets that are not active, or other inputs which are observable or can be corroborated by observable market data for substantially the full term of the assets or liabilities. Level 2 assets and liabilities include derivative contracts whose value is determined using a pricing model with inputs that are observable in the market or can be derived principally from or corroborated by observable market data. This category generally includes agency mortgage-backed debt securities and assets held in charitable remainder trusts.

Level 3 – Unobservable inputs that are supported by little or no market activities and that are significant to the fair value of the assets or liabilities. Level 3 assets and liabilities include financial instruments whose value is determined using price models, discounted cash flow methodologies, or similar techniques, as well as instruments for which the determination of fair value requires significant management judgement or estimation. This category generally includes private equity, real estate and commingled investments where independent pricing information was not able to be obtained for a significant portion of the underlying assets.

Net asset value ("*NAV")* - The amount of net assets attributable to each share of capital stock (other than senior equity securities; that is, preferred stock) outstanding at the close of the period.

The asset's or liability's fair value measurement level within the fair value hierarchy is based on the lowest level of any input that is significant to the fair value measurement. Valuation techniques used need to maximize the use of observable inputs and minimize the use of observable inputs.

NEVADA SYSTEM OF HIGHER EDUCATION

NOTES TO THE FINANCIAL STATEMENTS (in $1,000's)
FOR THE YEAR ENDED JUNE 30, 2018

NOTE 23 - System Related Organizations (continued):

The following is a description of the valuation methodologies used for assets measured at fair value:

- *Alternative investments* – Valued at NAV.
- *Real estate* – Assets held in commingled funds are valued at NAV. Assets held in trust represents the Foundation's beneficial interest in real estate, where fair value is estimated based on appraised value.
- *Mutual funds, U.S. corporate bonds, non-U.S. corporate bonds, equities, certificates of deposit and U.S. Government securities* – Valued at the closing price reported on the active market on which the security is traded, if available.
- *Assets held in charitable remainder trusts* – Assets held in trust represents the Foundation's beneficial interest in equities held in the trusts, fair value of the equities is based on closing prices reported on the active market on which the security is traced. The Foundation's interest in those assets is estimated based on models using various estimates from management, including date assets will be received.

The methods described above may produce a fair value calculation that may not be indicative of the net realizable value or reflective of future fair values. Furthermore, while the Foundation believes its valuation methods are appropriate and consistent with other market participants, the use of different methodologies or assumptions to determine the fair value of certain financial instruments could result in a different estimate of fair value at the reporting date.

Assets measured at fair value on a recurring basis at June 30, 2018 are:

	Level 1	Level 2	Level 3	NAV	Total
Investments					
Alternative investment	$ -	$ -	$ -	$130,893	$130,893
Mutual funds	32,072	-	-	-	32,072
Collateralized securities	-	26,646	-	-	26,646
U.S. corporate bonds	28,772	-	-	-	28,772
Non-U.S. corporate bonds	6,949	-	-	-	6,949
Equities	14,044	-	-	-	14,044
Certificate of deposit	2,674	-	-	-	2,674
U.S. Government obligations	44,475	-	-	-	44,475
	$128,986	$26,646	$ -	$130,893	$286,525
Investment in real estate	$ -	$ -	$9,000	$ -	$ 9,000
Assets held in charitable remainder trusts					
Equities	$ -	$ -	$4,906	$ -	$ 4,906

Assets measured at fair value on a recurring basis at June 30, 2018 are:

	Level 1	Level 2	Level 3	NAV	Total
Investments					
Alternative investment	$ -	$ -	$ -	$125,747	$125,747
Mutual funds	30,793	-	-	-	30,793
Collateralized securities	-	20,672	-	-	20,672
U.S. corporate bonds	30,341	-	-	-	30,341
Non-U.S. corporate bonds	7,494	-	-	-	7,494
Equities	12,890	-	-	-	12,890
Certificate of deposit	2,477	-	-	-	2,477
U.S. Government obligations	40,211	-	-	-	40,211
	$124,206	$20,672	$ -	$125,747	$270,625
Investment in real estate	$ -	$ -	$7,600	$ -	$7,600
Assets held in charitable Remainder trusts					
Equities	$ -	$ -	$6,132	$ -	$ 6,132

REQUIRED SUPPLEMENTARY INFORMATION

NEVADA SYSTEM OF HIGHER EDUCATION
SCHEDULE OF PROPORTIONATE SHARE OF THE NET PENSION LIABILITY (in $1,000's)
Public Employees' Retirement System of Nevada
Last 10 Fiscal Years

	2018	2017	2016	2015	2014	2013	2012	2010	2009
System's proportion of the net pension liability	2.88%	2.89%	2.83%	2.81%	(Historical information prior to the implementation of GASB 67/68 is not required)				
System's proportionate share of the net pension liability	$383,226	$389,352	$324,708	$292,841					
System's covered-employee payroll	$179,694	$171,007	$165,653	$162,250					
System's proportionate share of the net pension liability as a percentage of its covered-employee payroll	213.27%	227.68%	196.02%	180.49%					
PERS fiduciary net position as a percentage of the total pension liability	290.88%	260.10%	302.03%	322.16%					

* The amounts reported for each fiscal year were determined as of June 30 of the prior fiscal year.

The accompanying notes are an integral part of these financial statements.

NEVADA SYSTEM OF HIGHER EDUCATION
SCHEDULE OF SYSTEM CONTRIBUTIONS FOR THE NET PENSION LIABILITY (in $1,000's)
Public Employees' Retirement System of Nevada
Last 10 Fiscal Years

	2018	2017	2016	2015	2014	2013	2012	2010	2009
Contractually required contribution	$ 27,030	$ 34,456	$ 33,124	$ 29,901	(Historical information prior to the implementation of GASB 67/68 is not required)				
Contributions in relation to the contractually required contribution	(27,030)	(43,152)	(35,756)	(29,901)					
Contribution deficiency (excess)	$ -	$ (8,696)	$ (2,632)	$ -					
System's covered-employee payroll	$ 187,737	$ 179,694	$ 171,007	$ 165,653					
Contributions as a percentage of covered-employee payroll	14.40%	19.17%	19.37%	18.05%					

The accompanying notes are an integral part of these financial statements.

Commission for the Las Vegas Centennial - Page 253

NEVADA SYSTEM OF HIGHER EDUCATION
SCHEDULE OF PROPORTIONATE SHARE OF THE NET OPEB LIABILITY (in $1,000's)
State of Nevada Retirees' Health Welfare Benefits Plan
Last 10 Years

	2018	2017	2016	2015	2014	2013	2012	2010	2009
System's proportion of the net OPEB liability	37.59%	(Historical information prior to the implementation of GASB 74/75 is not required)							
System's proportionate share of the net OPEB liability	489,754								
System's covered-employee payroll	625,454								
System's proportionate share of the net OPEB liability as a percentage of its covered-employee payroll	78.30%								
State of Nevada's Retiree's Health and Welfare Plan fiduciary net position as a percentageof the total OPEB liability	0.00%								

The accompanying notes are an integral part of these financial statements.

Commission for the Las Vegas Centennial - Page 254

NEVADA SYSTEM OF HIGHER EDUCATION
SCHEDULE OF SYSTEM CONTRIBUTIONS FOR THE NET OPEB LIABILITY (in $1,000's)
State of Nevada Retirees' Health Welfare Benefits Plan
Last 10 Fiscal Years

	2018	2017	2016	2015	2014	2013	2012	2010	2009
Contractually required contribution	$ 15,689	(Historical information prior to the implementation of GASB 74/75 is not required)							
Contributions in relation to the contractually required contribution	(15,702)								
Contribution deficiency (excess)	$ (13)								
System's covered-employee payroll	$ 667,622								
Contributions as a percentage of covered-employee payroll	2.35%								

The accompanying notes are an integral part of this schedule.

NEVADA SYSTEM OF HIGHER EDUCATION
NOTES TO THE REQUIRED SCHEDULES FOR THE NET OPEB LIABILITY(in $1,000's)
State of Nevada Retirees' Health Welfare Benefits Plan
For the Fiscal Year Ending June 30, 2018

Valuation Date	January 1, 2018
Methods and Assumptions used to determine contribution rates:	
Actuarial Cost Method	Entry Age Normal - Level % of Salary
Asset Valuation Method	Market Value of Assets
Retirement Age**	63
Mortality	Regular: RP-2000 Combined Healthy Mortality projected to 2014 with Scale AA, set back one year for females Police/Fire: RP-2000 Combined Healthy Mortality projected to 2014 with set forward one year

**Weighted average retirement age based on January 1, 2018 census data and retirement rates provided in the "Actuarial Assumptions and Methods" section of the report

(This Page Intentionally Left Blank)

SUPPLEMENTAL INFORMATION

NEVADA SYSTEM OF HIGHER EDUCATION
COMBINING SCHEDULE OF NET POSITION (in $1,000's)
AS OF JUNE 30, 2018

	UNR	System Admin	DRI	TMCC
ASSETS				
Current Assets				
Cash and cash equivalents	$ 18,058	$ 90,683	$ 5,293	$ 4,589
Restricted cash and cash equivalents	-	-	134	13,302
Short-term investments	109,931	27,987	23,895	24,841
Accounts receivable, net	14,188	69	2,844	1,852
Receivable from U.S. Government	29,974	478	3,977	1,886
Receivable from State of Nevada	5,964	2,060	634	583
Pledges receivable, net	1,741	-	-	-
Current portion of loans receivable, net	1,250	-	-	-
Due from related institutions	420	-	428	-
Due from System Related Organizations	17,284	-	619	496
Inventories	4,942	-	-	17
Deposits and prepaid expenditures, current	1,271	549	-	19
Other current assets	-	-	-	46
Total Current Assets	205,023	121,826	37,824	47,631
Noncurrent Assets				
Cash held by State Treasurer	5,732	347	-	681
Restricted cash and cash equivalents	28,141	-	-	-
Due from related institutions	-	-	-	-
Due from System Related Organizations	3,349	-	-	-
Receivable from State of Nevada	43,410	109	-	313
Endowment investments	135,981	9,563	31,907	11,005
Deposits and prepaid expenditures	-	-	-	-
Loans receivable, net	5,117	-	-	-
Capital assets, net	876,472	16,891	59,246	65,158
Other noncurrent assets	-	76	-	-
Total Noncurrent Assets	1,098,202	26,986	91,153	77,157
TOTAL ASSETS	1,303,225	148,812	128,977	124,788
DEFERRED OUTFLOWS OF RESOURCES				
Pension related	21,976	1,834	1,933	3,069
OPEB related	5,207	323	401	652
Loss on bond refunding	9,563	-	-	-
TOTAL DEFERRED OUTFLOWS OF RESOURCES	36,746	2,157	2,334	3,721
LIABILITIES				
Current Liabilities				
Accounts payable	20,430	1,122	689	1,011
Accrued payroll and related liabilities	24,922	10,587	2,274	2,987
Unemployment insurance and workers' compensation	2,491	73	174	381
Due from related institutions	3,399	(15,767)	834	422
Due to State of Nevada	191	-	321	-
Due to Sytem Related Organizations	292	-	-	-
Current portion of compensated absences	10,660	1,194	3,449	1,579
Current portion of long-term debt	19,791	-	875	160
Current portion of obligations under capital leases	95	-	193	-
Accrued interest payable	7,275	-	39	212
Unearned revenue	22,653	-	2,526	1,305
Funds held in trust for others	937	-	814	72
Other current liabilities	407	-	-	-
Total Current Liabilities	113,543	(2,791)	12,188	8,129
Noncurrent Liabilities				
Refundable advances under federal loan programs	4,702	-	-	-
Compensated absences	6,336	685	688	300
Long-term debt	371,533	-	3,522	17,159
Obligations under capital leases	914	-	266	-
Due to other Institutions - LT	-	3,094	-	-
Unearned revenue	-	-	-	-
Net pension liability	138,938	10,710	12,286	18,675
Net OPEB Liability	162,231	10,074	12,494	20,329
Other noncurrent liabilities	-	152	-	-
Total Noncurrent Liabilities	684,654	24,715	29,256	56,463
TOTAL LIABILITIES	798,197	21,924	41,444	64,592
DEFERRED INFLOWS OF RESOURCES				
Pension related	11,956	922	1,057	1,607
OPEB Related	10,097	627	778	1,265
Gain on bond refunding	255	-	-	-
TOTAL DEFERRED INFLOWS OF RESOURCES	22,308	1,549	1,835	2,872
NET POSITION				
Net investment in capital assets	519,497	13,797	54,525	47,839
Restricted - Nonexpendable	39,137	7,136	20,977	5,133
Restricted - Expendable - Scholarships, research and instruction	90,935	3,934	16,448	6,523
Restricted - Expendable - Loans	5,889	28	-	53
Restricted - Expendable - Capital projects	75,873	462	765	18,588
Restricted - Expendable - Debt service	19,058	-	-	40
Unrestricted	(230,923)	102,139	(4,683)	(17,131)
TOTAL NET POSITION	$ 519,466	$ 127,496	$ 88,032	$ 61,045

The accompanying notes are an integral part of these financial statements.

NEVADA SYSTEM OF HIGHER EDUCATION
COMBINING SCHEDULE OF NET POSITION (in $1,000's) (CONTINUED)
AS OF JUNE 30, 2018

WNC	GBC	UNLV	CSN	NSC	Eliminations	TOTAL
$ 1,642	$ 2,213	$ 42,627	$ 9,083	$ 3,956	$ -	$ 178,144
-	-	-	-	-	-	13,436
5,600	5,960	319,476	55,567	12,046	-	585,303
914	1,315	10,277	5,817	789	-	38,065
25	609	36,719	3,549	429	-	77,646
279	318	11,122	2,203	452	580	24,195
-	-	-	-	-	-	1,741
2	-	319	-	-	-	1,571
26	80	97	-	107	(1,158)	-
-	-	967	-	-	-	19,366
-	-	2,070	394	-	-	7,423
8	87	7,626	1,524	-	-	11,084
-	-	-	-	-	-	46
8,496	10,582	431,300	78,137	17,779	(578)	958,020
-	237	46,758	528	-	-	54,283
-	-	35,485	75,946	-	-	139,572
-	-	3,094	-	-	(3,094)	-
-	-	15,978	-	-	-	19,327
-	136	6,554	3,506	-	-	54,028
266	680	55,356	6,405	-	-	251,163
-	-	419	149	-	-	568
-	-	2,251	-	-	-	7,368
28,127	36,430	930,715	184,269	68,375	-	2,265,683
-	-	-	-	-	-	76
28,393	37,483	1,096,610	270,803	68,375	(3,094)	2,792,068
36,889	48,065	1,527,910	348,940	86,154	(3,672)	3,750,088
1,570	1,364	22,674	9,271	1,024	-	64,715
255	260	6,538	1,749	316	-	15,701
-	-	4,740	-	-	-	14,303
1,825	1,624	33,952	11,020	1,340	-	94,719
152	347	19,799	4,725	720	-	48,995
1,144	1,147	34,988	8,337	1,658	-	88,044
129	246	2,988	764	116	-	7,362
169	163	5,203	5,816	339	(578)	-
-	-	-	-	-	-	512
-	-	2,882	-	-	-	3,174
718	436	13,416	3,016	600	-	35,068
-	158	20,078	3,367	-	-	44,429
-	-	-	-	1,045	-	1,333
-	1	5,176	1,645	-	-	14,348
-	1,149	25,267	4,004	1,296	-	58,200
153	59	2,756	196	19	-	5,006
-	-	-	-	-	-	407
2,465	3,706	132,553	31,870	5,793	(578)	306,878
-	-	2,534	-	-	-	7,236
15	211	5,343	1,354	553	-	15,485
-	406	263,955	77,121	-	-	733,696
-	-	-	-	47,455	-	48,635
-	-	-	-	-	(3,094)	-
-	-	627	-	-	-	627
9,507	8,292	127,072	51,906	5,840	-	383,226
7,963	8,087	203,680	54,485	9,856	-	489,199
-	-	-	-	623	-	775
17,485	16,996	603,211	184,866	64,327	(3,094)	1,678,879
19,950	20,702	735,764	216,736	70,120	(3,672)	1,985,757
818	714	8,339	3,406	383	-	29,202
496	503	12,677	3,391	614	-	30,448
-	-	-	-	-	-	255
1,314	1,217	21,016	6,797	997	-	59,905
28,284	35,706	681,446	184,269	16,356	-	1,581,719
254	680	12,057	2,456	-	-	87,830
(250)	343	52,845	7,891	665	-	179,334
187	300	641	-	(107)	-	6,991
69	1,664	70,726	7,089	-	-	175,236
-	152	11,515	-	4,552	-	35,317
(11,094)	(11,075)	(24,148)	(65,278)	(5,089)	-	(267,282)
$ 17,450	$ 27,770	$ 805,082	$ 136,427	$ 16,377	$ -	$ 1,799,145

The accompanying notes are an integral part of these financial statements.

NEVADA SYSTEM OF HIGHER EDUCATION
COMBINING SCHEDULE OF REVENUES, EXPENSES, AND CHANGES IN NET POSITION (in $1,000's)
FOR THE YEAR ENDED JUNE 30, 2018

	UNR	System Admin	DRI	TMCC
Operating Revenues				
Student tuition and fees (net of scholarship allowance of $172,752)	$ 137,489	$ -	$ -	$ 17,462
Federal grants and contracts	99,201	1,784	24,234	5,004
State grants and contracts	20,330	185	2,408	1,512
Local grants and contracts	1,497	-	415	-
Other grants and contracts	17,525	36	4,661	5
Sales and services of educational departments (including $31,416 from System Related Organizations)	43,639	2,400	422	611
Sales and services of auxiliary enterprises (net of scholarship allowance of $6,959)	43,211	-	-	1,402
Interest earned on loans receivable	227	-	-	-
Other operating revenues	2,962	8,071	1,360	217
Total Operating Revenues	366,081	12,476	33,500	26,213
Operating Expenses				
Employee compensation and benefits	(387,340)	(18,617)	(33,576)	(49,234)
Utilities	(10,872)	(1,176)	(862)	(917)
Supplies and services	(151,277)	(18,121)	(9,103)	(11,897)
Scholarships and fellowships	(19,115)	(376)	-	(7,839)
Depreciation	(35,801)	(3,723)	(4,539)	(3,856)
Other operating expenses	-	-	-	-
Total Operating Expenses	(604,405)	(42,013)	(48,080)	(73,743)
Operating Income (Loss)	(238,324)	(29,537)	(14,580)	(47,530)
Nonoperating Revenues (Expenses)				
State appropriations	183,727	23,538	7,393	34,828
Transfers to/from System Administration	(66)	1,226	(122)	942
Gifts (including $48,000 from System Related Organizations)	23,474	-	839	723
Investment income (loss), net	19,002	1,108	3,859	2,451
Gain (loss) on disposal of capital assets	(491)	(1)	(12)	8
Interest expense	(12,211)	(95)	(332)	(265)
Other nonoperating revenues	(97)	(213)	-	(465)
Federal grants and contracts	22,505	26	-	8,289
Total Nonoperating Revenues	235,843	25,589	11,625	46,511
Income (Loss) Before Other Revenue (Expenses)	(2,481)	(3,948)	(2,955)	(1,019)
Other Revenues (Expenses)				
State appropriations restricted for capital purposes	46,749	156	424	860
Capital grants and gifts (including $42,647 from System Related Organizations)	6,696	-	-	497
Additions/(Deductions) to permanent endowments (including ($2,143) to System Related Organizations)	48	(2,301)	-	66
Total Other Revenues	53,493	(2,145)	424	1,423
Increase (Decrease) in Net Position	51,012	(6,093)	(2,531)	404
NET POSITION				
Net position - beginning of year	631,338	143,704	103,109	81,053
Cumulative effect of change in Accounting Principle GASB 75	(162,884)	(10,115)	(12,546)	(20,412)
Net position - end of year	$ 519,466	$ 127,496	$ 88,032	$ 61,045

The accompanying notes are an integral part of these financial statements.

NEVADA SYSTEM OF HIGHER EDUCATION
COMBINING SCHEDULE OF REVENUES, EXPENSES, AND CHANGES IN NET POSITION (in $1,000's)
(CONTINUED)
FOR THE YEAR ENDED JUNE 30, 2018

WNC	GBC	UNLV	CSN	NSC	Eliminations	TOTAL
$ 5,211	$ 5,616	$ 200,872	$ 52,573	$ 12,096	$ -	$ 431,319
3,157	1,536	51,449	5,774	2,205	(7,973)	186,371
1,589	587	20,867	3,495	988	(1,049)	50,912
-	-	349	-	-	-	2,261
7	958	3,323	-	2	-	26,517
276	388	88,328	1,859	87	-	138,010
960	352	49,543	1,630	101	-	97,199
-	-	57	-	-	-	284
131	41	7,122	900	86	-	20,890
11,331	9,478	421,910	66,231	15,565	(9,022)	953,763
(20,579)	(18,735)	(490,073)	(122,979)	(24,114)	-	(1,165,247)
(562)	(690)	(13,093)	(3,143)	(510)	-	(31,825)
(7,739)	(3,791)	(150,710)	(39,879)	(7,748)	9,022	(391,243)
(3,046)	(2,675)	(36,212)	(28,965)	(3,992)	-	(102,220)
(2,612)	(1,811)	(39,836)	(12,101)	(2,478)	-	(106,757)
-	-	-	-	(18)	-	(18)
(34,538)	(27,702)	(729,924)	(207,067)	(38,860)	9,022	(1,797,310)
(23,207)	(18,224)	(308,014)	(140,836)	(23,294)	-	(843,547)
13,521	14,040	224,259	98,654	17,220	-	617,180
748	667	(8,082)	3,598	1,089	-	-
1,638	608	23,828	670	3,034	-	54,814
615	515	26,940	3,239	664	-	58,393
(26)	-	381	-	-	-	(141)
-	(7)	(8,610)	(111)	(2,354)	-	(23,985)
(520)	1	346	(664)	203	-	(1,409)
3,740	2,519	42,115	38,463	6,397	-	124,054
19,716	18,343	301,177	143,849	26,253	-	828,906
(3,491)	119	(6,837)	3,013	2,958	-	(14,641)
495	515	32,946	5,636	1,000	-	88,781
-	-	37,076	75	140	-	44,484
-	-	-	8	-	-	(2,179)
495	515	70,022	5,719	1,140	-	131,086
(2,996)	634	63,185	8,732	4,098	-	116,445
28,442	35,255	946,402	182,400	22,175	-	2,173,878
(7,996)	(8,119)	(204,505)	(54,705)	(9,896)	-	(491,178)
$ 17,450	$ 27,770	$ 805,082	$ 136,427	$ 16,377	$ -	$ 1,799,145

The accompanying notes are an integral part of these financial statements.

(This Page Intentionally Left Blank)

Nevada System of Higher Education
Supplementary Schedule of Expenditures of Federal Awards
Final Fiscal Year 17 through June 30, 2018

	CFDA Number	UNR	UNLV	DRI	NSC	CSN	GBC	TMCC	WNC	SYSTEM	Total	Sub Recipient
Aging Cluster												
Department Of Health And Human Services												
Administration For Community Living												
Pass Through Administration for Community Living -Special Programs for the Aging_Title III, Part B_Grants for Supportive Services and Senior Centers - Contract No.: 16-007-33-BX-18	93.044	11,573	-	-	-	-	-	-	-	-	**11,573**	-
Pass Through Administration for Community Living -Special Programs for the Aging_Title III, Part B_Grants for Supportive Services and Senior Centers - Contract No.: 18-015-32-BX-18	93.044	45,000	-	-	-	-	-	-	-	-	**45,000**	-
Pass Through Administration for Community Living -Special Programs for the Aging_Title III, Part B_Grants for Supportive Services and Senior Centers - Contract No.: 16-007-27-BX-18	93.044	29,915	-	-	-	-	-	-	-	-	**29,915**	-
Total for 93.044		**86,488**	-	-	-	-	-	-	-	-	86,488	-
Pass Through Administration for Community Living -Special Programs for the Aging_Title III, Part C_Nutrition Services - Contract No.: OSP-1600844	93.045	35,941	-	-	-	-	-	-	-	-	**35,941**	-
Pass Through Administration for Community Living -Special Programs for the Aging_Title III, Part C_Nutrition Services - Contract No.: OSP-1600839	93.045	27,134	-	-	-	-	-	-	-	-	**27,134**	-
Total for 93.045		**63,075**	-	-	-	-	-	-	-	-	63,075	-
Total for Administration For Community Living		149,563	-	-	-	-	-	-	-	-	149,563	-
Total for Department Of Health And Human Services		149,563	-	-	-	-	-	-	-	-	149,563	-
Aging Cluster		149,563	-	-	-	-	-	-	-	-	149,563	-

The Accompanying Notes to the Schedule of Expenditures of Federal Awards are an integral part of this schedule.

Commission for the Las Vegas Centennia

	CFDA Number	UNR	UNLV	DRI	NSC	CSN	GBC	TMCC	WNC	SYSTEM	Total	Sub Recipient
CCDF CLUSTER												
Department Of Health And Human Services												
Administration For Children And Families												
Pass Through Administration for Children and Families -Child Care and Development Block Grant - Contract No.: 17945	93.575	233,205	-	-	-	-	-	-	-	-	**233,205**	-
Pass Through Administration for Children and Families -Child Care and Development Block Grant - Contract No.: 16914 MOD 1	93.575	123,530	-	-	-	-	-	-	-	-	**123,530**	-
Pass Through Administration for Children and Families -Child Care and Development Block Grant - Contract No.: 15700	93.575	17,686	-	-	-	-	-	-	-	-	**17,686**	-
Pass Through Administration for Children and Families -Child Care and Development Block Grant - Contract No.: SP-1800682	93.575	26,769	-	-	-	-	-	-	-	-	**26,769**	-
Pass Through Administration for Children and Families -Child Care and Development Block Grant - Contract No.: OSP-1600905	93.575	10,500	-	-	-	-	-	-	-	-	**10,500**	-
Pass Through Department of Health and Human Services -Child Care and Development Block Grant - Contract No.: 3208 40 7071	93.575	-	-	-	-	-	22,050	-	-	-	**22,050**	-
Pass Through Department of Health and Human Services -Child Care and Development Block Grant - Contract No.: 18444	93.575	-	55,842	-	-	-	-	-	-	-	**55,842**	-
Pass Through Nevada Department of Health and Human Services -Child Care and Development Block Grant - Contract No.: N/A	93.575	-	-	-	-	-	-	-	12,480	-	**12,480**	-
Total for 93.575		**411,690**	**55,842**	-	-	-	**22,050**	-	**12,480**	-	**502,062**	-
Pass Through Administration for Children and Families -Child Care Mandatory and Matching Funds of the Child Care and Development Fund - Contract No.: MOU 1501008	93.596	382,400	-	-	-	-	-	-	-	-	**382,400**	-
Total for 93.596		**382,400**	-	-	-	-	-	-	-	-	**382,400**	-
Total for Administration For Children And Families		**794,090**	**55,842**	-	-	-	**22,050**	-	**12,480**	-	**884,462**	-
Total for Department Of Health And Human Services		**794,090**	**55,842**	-	-	-	**22,050**	-	**12,480**	-	**884,462**	-
CCDF CLUSTER		**794,090**	**55,842**	-	-	-	**22,050**	-	**12,480**	-	**884,462**	-

Commission for the Las Vegas Centennia

	CFDA Number	UNR	UNLV	DRI	NSC	CSN	GBC	TMCC	WNC	SYSTEM	Total	Sub Recipient
CDBG - Entitlement Grants Center												
Department Of Housing And Urban Development												
Office Of Community Planning And Development												
Pass Through Department of Housing and Urban Development -Community Development Block Grants/Entitlement Grants - Contract No.: PO #367725	14.218	1,319	-	-	-	-	-	-	-	-	**1,319**	-
Pass Through Department of Housing and Urban Development -Community Development Block Grants/Entitlement Grants - Contract No.: SP-1700522	14.218	2,496	-	-	-	-	-	-	-	-	**2,496**	-
Total for 14.218		**3,815**	-	-	-	-	-	-	-	-	**3,815**	-
Total for Office Of Community Planning And Development		**3,815**	-	-	-	-	-	-	-	-	**3,815**	-
Total for Department Of Housing And Urban Development		**3,815**	-	-	-	-	-	-	-	-	**3,815**	-
CDBG - Entitlement Grants Center		**3,815**	-	-	-	-	-	-	-	-	**3,815**	-

The Accompanying Notes to the Schedule of Expenditures of Federal Awards are an integral part of this schedule.

Commission for the Las Vegas Centennia

	CFDA Number	UNR	UNLV	DRI	NSC	CSN	GBC	TMCC	WNC	SYSTEM	Total	Sub Recipient
Child Nutrition Cluster												
Department Of Agriculture												
Food And Nutrition Service												
Pass Through Department of Agriculture -Special Milk Program for Children - Contract No.: M-102200-10	10.556	-	2,864	-	-	-	-	-	-	-	**2,864**	-
Pass Through Department of Agriculture -Special Milk Program for Children - Contract No.: N/A	10.556	-	-	-	-	-	-	-	1,952	-	**1,952**	-
Pass Through Department of Agriculture -Special Milk Program for Children - Contract No.: M-102150-10	10.556	-	-	-	-	-	-	1,500	-	-	**1,500**	-
Total for 10.556		**-**	**2,864**	-	-	-	-	**1,500**	**1,952**	-	**6,316**	-
Pass Through Department of Agriculture - Summer Food Service Program for Children - Contract No.: N/A	10.559	-	33,700	-	-	-	-	-	-	-	**33,700**	-
Pass Through Department of Agriculture - Summer Food Service Program for Children - Contract No.: 2017 NSC Summer Food	10.559	-	-	-	4,379	-	-	-	-	-	**4,379**	-
Pass Through Department of Agriculture - Summer Food Service Program for Children - Contract No.: 177NVAG3N1099	10.559	-	-	-	6,764	-	-	-	-	-	**6,764**	-
Pass Through Food and Nutrition Serice - Summer Food Service Program for Children - Contract No.: S0135	10.559	170	-	-	-	-	-	-	-	-	**170**	-
Total for 10.559		**170**	**33,700**	-	**11,143**	-	-	-	-	-	**45,013**	-
Total for Food And Nutrition Service		**170**	**36,564**	-	**11,143**	-	-	**1,500**	**1,952**	-	**51,329**	-
Total for Department Of Agriculture		**170**	**36,564**	-	**11,143**	-	-	**1,500**	**1,952**	-	**51,329**	-
Child Nutrition Cluster		**170**	**36,564**	-	**11,143**	-	-	**1,500**	**1,952**	-	**51,329**	-

The Accompanying Notes to the Schedule of Expenditures of Federal Awards are an integral part of this schedule.

Commission for the Las Vegas Centennia

	CFDA Number	UNR	UNLV	DRI	NSC	CSN	GBC	TMCC	WNC	SYSTEM	Total	Sub Recipient
Federal Transit Cluster												
Department Of Transportation												
Federal Transit Administration (fta)												
Pass Through Department of Transportation - Federal Transit_Capital Investment Grants - Contract No.: TS-2018-UNLV-00080 ATP 01	20.500	-	100,767	-	-	-	-	-	-	-	**100,767**	-
Total for 20.500		**-**	**100,767**	-	-	-	-	-	-	-	**100,767**	-
Total for Federal Transit Administration (fta)		-	**100,767**	-	-	-	-	-	-	-	**100,767**	-
Total for Department Of Transportation		-	**100,767**	-	-	-	-	-	-	-	**100,767**	-
Federal Transit Cluster		-	**100,767**	-	-	-	-	-	-	-	**100,767**	-

Commission for the Las Vegas Centennia

	CFDA Number	UNR	UNLV	DRI	NSC	CSN	GBC	TMCC	WNC	SYSTEM	Total	Sub Recipient
Fish and Wildlife Cluster												
Department Of The Interior												
Fish And Wildlife Service												
Pass Through Fish and Wildlife Service -Wildlife Restoration and Basic Hunter Education - Contract No.: OSP-1600451	15.611	36,904	-	-	-	-	-	-	-	-	**36,904**	-
Pass Through Fish and Wildlife Service -Wildlife Restoration and Basic Hunter Education - Contract No.: 1700404	15.611	5,649	-	-	-	-	-	-	-	-	**5,649**	-
Pass Through Fish and Wildlife Service -Wildlife Restoration and Basic Hunter Education - Contract No.: 17-56	15.611	10,251	-	-	-	-	-	-	-	-	**10,251**	-
Pass Through Fish and Wildlife Service -Wildlife Restoration and Basic Hunter Education - Contract No.: 226-17	15.611	20,558	-	-	-	-	-	-	-	-	**20,558**	-
Pass Through Fish and Wildlife Service -Wildlife Restoration and Basic Hunter Education - Contract No.: ODFW#165-13	15.611	3,493	-	-	-	-	-	-	-	-	**3,493**	-
Pass Through Fish and Wildlife Service -Wildlife Restoration and Basic Hunter Education - Contract No.: OSP-1600275	15.611	49,215	-	-	-	-	-	-	-	-	**49,215**	-
Pass Through Fish and Wildlife Service -Wildlife Restoration and Basic Hunter Education - Contract No.: SWG-001	15.611	9,638	-	-	-	-	-	-	-	-	**9,638**	-
Pass Through Fish and Wildlife Service -Wildlife Restoration and Basic Hunter Education - Contract No.: WRG-002	15.611	7,439	-	-	-	-	-	-	-	-	**7,439**	-
Pass Through Fish and Wildlife Service -Wildlife Restoration and Basic Hunter Education - Contract No.: ODFW#165-13 Mod 3	15.611	60,217	-	-	-	-	-	-	-	-	**60,217**	-
Pass Through Fish and Wildlife Service -Wildlife Restoration and Basic Hunter Education - Contract No.: WRG-002_Amendment 1	15.611	151,044	-	-	-	-	-	-	-	-	**151,044**	-
Pass Through Fish and Wildlife Service -Wildlife Restoration and Basic Hunter Education - Contract No.: WR002	15.611	25,172	-	-	-	-	-	-	-	-	**25,172**	-
Pass Through Fish and Wildlife Service -Wildlife Restoration and Basic Hunter Education - Contract No.: UNR-001	15.611	4,376	-	-	-	-	-	-	-	-	**4,376**	-
Pass Through Fish and Wildlife Service -Wildlife Restoration and Basic Hunter Education - Contract No.: WRG-003	15.611	99,431	-	-	-	-	-	-	-	-	**99,431**	-
Total for 15.611		**483,387**	-	-	-	-	-	-	-	-	483,387	-
Total for Fish And Wildlife Service		**483,387**	-	-	-	-	-	-	-	-	483,387	-

The Accompanying Notes to the Schedule of Expenditures of Federal Awards are an integral part of this schedule.

Commission for the Las Vegas Centennia

CFDA Number	UNR	UNLV	DRI	NSC	CSN	GBC	TMCC	WNC	SYSTEM	Total	Sub Recipient
Total for Department Of The Interior	**483,387**	-	-	-	-	-	-	-	-	**483,387**	-
Fish and Wildlife Cluster	**483,387**	-	-	-	-	-	-	-	-	**483,387**	-

The Accompanying Notes to the Schedule of Expenditures of Federal Awards are an integral part of this schedule.

Commission for the Las Vegas Centennia

	CFDA Number	UNR	UNLV	DRI	NSC	CSN	GBC	TMCC	WNC	SYSTEM	Total	Sub Recipient
Highway Planning & Construction Cluster												
Department Of Transportation												
Federal Highway Administration (fhwa)												
Pass Through Department of Transportation - Highway Planning and Construction - Contract No.: TS-2017UNLV-00140	20.205	-	48,092	-	-	-	-	-	-	-	**48,092**	-
Pass Through Department of Transportation - Highway Planning and Construction - Contract No.: TS-2016-UNLV-00038	20.205	-	(179)	-	-	-	-	-	-	-	**(179)**	-
Pass Through Department of Transportation - Highway Planning and Construction - Contract No.: P743-16-076	20.205	-	41,274	-	-	-	-	-	-	-	**41,274**	-
Pass Through Department of Transportation - Highway Planning and Construction - Contract No.: 26-1120-0073-002	20.205	-	34,710	-	-	-	-	-	-	-	**34,710**	-
Pass Through Department of Transportation - Highway Planning and Construction - Contract No.: P443-13-0167	20.205	-	5,542	-	-	-	-	-	-	-	**5,542**	-
Pass Through Federal Highway Administration - Highway Planning and Construction - Contract No.: P52217803	20.205	-	-	-	-	-	-	253,590	-	-	**253,590**	-
Pass Through Federal Highway Administration - Highway Planning and Construction - Contract No.: P524-12-016	20.205	5,698	-	-	-	-	-	-	-	-	**5,698**	-
Pass Through Federal Highway Administration - Highway Planning and Construction - Contract No.: P556-14-803	20.205	7,567	-	-	-	-	-	-	-	-	**7,567**	-
Pass Through Federal Highway Administration - Highway Planning and Construction - Contract No.: P422-17-816 Task Order No. 1	20.205	4,941	-	-	-	-	-	-	-	-	**4,941**	-
Pass Through Federal Highway Administration - Highway Planning and Construction - Contract No.: P364-16-803	20.205	67,480	-	-	-	-	-	-	-	-	**67,480**	-
Pass Through Federal Highway Administration - Highway Planning and Construction - Contract No.: P54215803	20.205	-	-	-	-	-	-	65,338	-	-	**65,338**	-
Pass Through Federal Highway Administration - Highway Planning and Construction - Contract No.: P361-16-803	20.205	76,382	-	-	-	-	-	-	-	-	**76,382**	-
Pass Through Federal Highway Administration - Highway Planning and Construction - Contract No.: P046-13-816/TO#7	20.205	39,672	-	-	-	-	-	-	-	-	**39,672**	-
Pass Through Federal Highway Administration - Highway Planning and Construction - Contract No.: P046-13-816/TO#6	20.205	46,406	-	-	-	-	-	-	-	-	**46,406**	-

Commission for the Las Vegas Centennia

	CFDA Number	UNR	UNLV	DRI	NSC	CSN	GBC	TMCC	WNC	SYSTEM	Total	Sub Recipient
Pass Through Federal Highway Administration - Highway Planning and Construction - Contract No.: P607-17-803	20.205	100,952	-	-	-	-	-	-	-	-	**100,952**	-
Pass Through Federal Highway Administration - Highway Planning and Construction - Contract No.: P608-17-803	20.205	29,559	-	-	-	-	-	-	-	-	**29,559**	-
Pass Through Federal Highway Administration - Highway Planning and Construction - Contract No.: P609-13-803	20.205	31,312	-	-	-	-	-	-	-	-	**31,312**	-
Pass Through Federal Highway Administration - Highway Planning and Construction - Contract No.: P715-15-050	20.205	77,340	-	-	-	-	-	-	-	-	**77,340**	-
Pass Through Federal Highway Administration - Highway Planning and Construction - Contract No.: TS2017UNR UNSOM00053	20.205	29,829	-	-	-	-	-	-	-	-	**29,829**	-
Pass Through Federal Highway Administration - Highway Planning and Construction - Contract No.: 65A0531	20.205	81,386	-	-	-	-	-	-	-	-	**81,386**	-
Pass Through Federal Highway Administration - Highway Planning and Construction - Contract No.: P555-14-803	20.205	30,221	-	-	-	-	-	-	-	-	**30,221**	-
Pass Through Federal Highway Administration - Highway Planning and Construction - Contract No.: 65A0607	20.205	73,801	-	-	-	-	-	-	-	-	**73,801**	-
Pass Through Federal Highway Administration - Highway Planning and Construction - Contract No.: 65A0589	20.205	172,177	-	-	-	-	-	-	-	-	**172,177**	-
Pass Through National Academy of Science - Highway Planning and Construction - Contract No.: 12-S141240	20.205	42,570	-	-	-	-	-	-	-	-	**42,570**	-
Pass Through Department of Transportation - Highway Planning and Construction - Contract No.: GR06574 Sub UNLV Medical-AWD693	20.205	-	-	-	-	-	-	-	-	-	**-**	20,397
Pass Through Federal Highway Administration - Highway Planning and Construction - Contract No.: GR04949 UNR-17-04	20.205	-	-	-	-	-	-	-	-	-	**-**	27,203
Pass Through Federal Highway Administration - Highway Planning and Construction - Contract No.: GR04930 UNR-17-05	20.205	-	-	-	-	-	-	-	-	-	**-**	17,672
Pass Through Federal Highway Administration - Highway Planning and Construction - Contract No.: GR04888 UNR-16-41	20.205	-	-	-	-	-	-	-	-	-	**-**	29,865
Total for 20.205		**917,293**	**129,439**	**-**	**-**	**-**	**-**	**318,928**	**-**	**-**	**1,365,660**	**95,137**
Total for Federal Highway Administration (fhwa)		**917,293**	**129,439**	**-**	**-**	**-**	**-**	**318,928**	**-**	**-**	**1,365,660**	**95,137**
Total for Department Of Transportation		**917,293**	**129,439**	**-**	**-**	**-**	**-**	**318,928**	**-**	**-**	**1,365,660**	**95,137**

The Accompanying Notes to the Schedule of Expenditures of Federal Awards are an integral part of this schedule.

Commission for the Las Vegas Centennia

	CFDA Number	UNR	UNLV	DRI	NSC	CSN	GBC	TMCC	WNC	SYSTEM	Total	Sub Recipient
Highway Planning & Construction Cluster		917,293	129,439	-	-	-	-	318,928	-	-	1,365,660	95,137
Highway Safety Cluster												
Department Of Transportation												
National Highway Traffic Safety Administration (nhtsa)												
Pass Through Department of Transportation - State and Community Highway Safety - Contract No.: TS-2017-UNLV-00068	20.600	-	40,076	-	-	-	-	-	-	-	**40,076**	-
Pass Through National Highway Traffic Safety Administration -State and Community Highway Safety - Contract No.: JF-2017-UNR-00035	20.600	1,306	-	-	-	-	-	-	-	-	**1,306**	-
Pass Through National Highway Traffic Safety Administration -State and Community Highway Safety - Contract No.: JF-2018-UNR-00005	20.600	4,706	-	-	-	-	-	-	-	-	**4,706**	-
Pass Through National Highway Traffic Safety Administration -State and Community Highway Safety - Contract No.: TS-2017-UNR-00024/M2	20.600	7,791	-	-	-	-	-	-	-	-	**7,791**	-
Pass Through National Highway Traffic Safety Administration -State and Community Highway Safety - Contract No.: LFD-2017-UNR00012	20.600	9,690	-	-	-	-	-	-	-	-	**9,690**	-
Total for 20.600		**23,493**	**40,076**	-	-	-	-	-	-	-	63,569	-
Pass Through Department of Transportation - National Priority Safety Programs - Contract No.: TS-2018-UNLV-00083	20.616	-	36,747	-	-	-	-	-	-	-	**36,747**	-
Pass Through Department of Transportation - National Priority Safety Programs - Contract No.: TS-2017-UNLV-00065	20.616	-	80,607	-	-	-	-	-	-	-	**80,607**	-
Pass Through Department of Transportation - National Priority Safety Programs - Contract No.: TS-2017-UNLV-00042	20.616	-	13,162	-	-	-	-	-	-	-	**13,162**	-
Pass Through National Highway Traffic Safety Administration -National Priority Safety Programs - Contract No.: JF-2018-UNR-00005	20.616	431	-	-	-	-	-	-	-	-	**431**	-
Total for 20.616		**431**	**130,516**	-	-	-	-	-	-	-	130,947	-
Total for National Highway Traffic Safety Administration (nhtsa)		**23,924**	**170,592**	-	-	-	-	-	-	-	194,516	-
Total for Department Of Transportation		**23,924**	**170,592**	-	-	-	-	-	-	-	194,516	-
Highway Safety Cluster		**23,924**	**170,592**	-	-	-	-	-	-	-	194,516	-

The Accompanying Notes to the Schedule of Expenditures of Federal Awards are an integral part of this schedule.

Commission for the Las Vegas Centennia

	CFDA Number	UNR	UNLV	DRI	NSC	CSN	GBC	TMCC	WNC	SYSTEM	Total	Sub Recipient
Other Federal Assistance												
Department Of Agriculture												
Agricultural Marketing Service												
Pass Through Agricultural Marketing Service - Specialty Crop Block Grant Program - Farm Bill - Contract No.: SCG-1510-11	10.170	1,325	-	-	-	-	-	-	-	-	**1,325**	-
Total for 10.170		**1,325**	-	-	-	-	-	-	-	-	**1,325**	-
Total for Agricultural Marketing Service		**1,325**	-	-	-	-	-	-	-	-	**1,325**	-
Agricultural Research Service												
Direct -Agricultural Research_Basic and Applied Research	10.001	48,978	-	-	-	-	-	-	-	-	**48,978**	-
Direct -Agricultural Research_Basic and Applied Research	10.001	10,820	-	-	-	-	-	-	-	-	**10,820**	-
Direct -Agricultural Research_Basic and Applied Research	10.001	24,338	-	-	-	-	-	-	-	-	**24,338**	-
Total for 10.001		**84,136**	-	-	-	-	-	-	-	-	**84,136**	-
Total for Agricultural Research Service		**84,136**	-	-	-	-	-	-	-	-	**84,136**	-
CONTRACT - DEPT OF AGRICULTURE												
Direct -Contract - Dept of Agriculture	10.000	57,853	-	-	-	-	-	-	-	-	**57,853**	-
Direct -Contract - Dept of Agriculture	10.000	14,462	-	-	-	-	-	-	-	-	**14,462**	-
Pass Through Forest Service -Contract - Dept of Agriculture - Contract No.: 17-CS-11041730-072	10.000	633	-	-	-	-	-	-	-	-	**633**	-
Total for 10.000		**72,948**	-	-	-	-	-	-	-	-	**72,948**	-
Total for CONTRACT - DEPT OF AGRICULTURE		**72,948**	-	-	-	-	-	-	-	-	**72,948**	-
Departmental Management												
Direct -Outreach and Assistance for Socially Disadvantaged Farmers and Ranchers	10.443	106,513	-	-	-	-	-	-	-	-	**106,513**	-
Direct -Outreach and Assistance for Socially Disadvantaged Farmers and Ranchers	10.443	28,835	-	-	-	-	-	-	-	-	**28,835**	-
Direct -Outreach and Assistance for Socially Disadvantaged Farmers and Ranchers	10.443	-	-	-	-	-	-	-	-	-	**-**	26,796
Direct -Outreach and Assistance for Socially Disadvantaged Farmers and Ranchers	10.443	-	-	-	-	-	-	-	-	-	**-**	23,492
Total for 10.443		**135,348**	-	-	-	-	-	-	-	-	**135,348**	**50,288**
Total for Departmental Management		**135,348**	-	-	-	-	-	-	-	-	**135,348**	**50,288**
Food And Nutrition Service												

Commission for the Las Vegas Centennia

	CFDA Number	UNR	UNLV	DRI	NSC	CSN	GBC	TMCC	WNC	SYSTEM	Total	Sub Recipient
Pass Through Food and Nutrition Serice -Child and Adult Care Food Program - Contract No.: 1259	10.558	66,525	-	-	-	-	-	-	-	-	**66,525**	-
Pass Through Food and Nutrition Serice -Child and Adult Care Food Program - Contract No.: C1259_2017_00	10.558	30,287	-	-	-	-	-	-	-	-	**30,287**	-
Total for 10.558		**96,812**	-	-	-	-	-	-	-	-	**96,812**	-
Pass Through Food and Nutrition Serice -Team Nutrition Grants - Contract No.: FND 17-01-01	10.574	23,374	-	-	-	-	-	-	-	-	**23,374**	-
Pass Through Food and Nutrition Serice -Team Nutrition Grants - Contract No.: FND 17-01-02	10.574	17,747	-	-	-	-	-	-	-	-	**17,747**	-
Total for 10.574		**41,121**	-	-	-	-	-	-	-	-	**41,121**	-
Total for Food And Nutrition Service		**137,933**	-	-	-	-	-	-	-	-	**137,933**	-
Forest Service												
Pass Through Forest Service -Cooperative Forestry Assistance - Contract No.: USDA/SFA/15/08	10.664	14,569	-	-	-	-	-	-	-	-	**14,569**	-
Pass Through Forest Service -Cooperative Forestry Assistance - Contract No.: USDA/SFA/16/05	10.664	3,601	-	-	-	-	-	-	-	-	**3,601**	-
Pass Through Forest Service -Cooperative Forestry Assistance - Contract No.: USDA/SFA/17/03	10.664	24,804	-	-	-	-	-	-	-	-	**24,804**	-
Pass Through Forest Service -Cooperative Forestry Assistance - Contract No.: USDA/SFA/17/02	10.664	74,417	-	-	-	-	-	-	-	-	**74,417**	-
Total for 10.664		**117,391**	-	-	-	-	-	-	-	-	**117,391**	-
Total for Forest Service		**117,391**	-	-	-	-	-	-	-	-	**117,391**	-
National Institute Of Food And Agriculture												
Pass Through National Institute of Food and Agriculture -Sustainable Agriculture Research and Education - Contract No.: 200592-381	10.215	9,658	-	-	-	-	-	-	-	-	**9,658**	-
Pass Through National Institute of Food and Agriculture -Sustainable Agriculture Research and Education - Contract No.: 200592-00001-312	10.215	18,980	-	-	-	-	-	-	-	-	**18,980**	-
Pass Through National Institute of Food and Agriculture -Sustainable Agriculture Research and Education - Contract No.: 201207-508	10.215	3,021	-	-	-	-	-	-	-	-	**3,021**	-
Total for 10.215		**31,659**	-	-	-	-	-	-	-	-	**31,659**	-
Direct -Agriculture and Food Research Initiative (AFRI)	10.310	4,274	-	-	-	-	-	-	-	-	**4,274**	-

Commission for the Las Vegas Centennia

	CFDA Number	UNR	UNLV	DRI	NSC	CSN	GBC	TMCC	WNC	SYSTEM	Total	Sub Recipient
Total for 10.310		**4,274**	-	-	-	-	-	-	-	-	**4,274**	-
Direct -Crop Protection and Pest Management Competetive Grants Program	10.329	155,178	-	-	-	-	-	-	-	-	**155,178**	-
Pass Through National Institute of Food and Agriculture -Crop Protection and Pest Management Competetive Grants Program - Contract No.: 2014-70006-22550	10.329	60,811	-	-	-	-	-	-	-	-	**60,811**	-
Total for 10.329		**215,989**	-	-	-	-	-	-	-	-	**215,989**	-
Direct -Food Insecurity Nutrition Incentive Grants Program	10.331	263,588	-	-	-	-	-	-	-	-	**263,588**	-
Total for 10.331		**263,588**	-	-	-	-	-	-	-	-	**263,588**	-
Direct -Cooperative Extension Service	10.500	1,326,021	-	-	-	-	-	-	-	-	**1,326,021**	-
Direct -Cooperative Extension Service	10.500	42,436	-	-	-	-	-	-	-	-	**42,436**	-
Direct -Cooperative Extension Service	10.500	42,638	-	-	-	-	-	-	-	-	**42,638**	-
Direct -Cooperative Extension Service	10.500	30,579	-	-	-	-	-	-	-	-	**30,579**	-
Direct -Cooperative Extension Service	10.500	211,398	-	-	-	-	-	-	-	-	**211,398**	-
Direct -Cooperative Extension Service	10.500	16,471	-	-	-	-	-	-	-	-	**16,471**	-
Direct -Cooperative Extension Service	10.500	27,036	-	-	-	-	-	-	-	-	**27,036**	-
Direct -Cooperative Extension Service	10.500	171,530	-	-	-	-	-	-	-	-	**171,530**	-
Direct -Cooperative Extension Service	10.500	62,388	-	-	-	-	-	-	-	-	**62,388**	-
Direct -Cooperative Extension Service	10.500	102,410	-	-	-	-	-	-	-	-	**102,410**	-
Pass Through National Institute of Food and Agriculture -Cooperative Extension Service - Contract No.: S18095	10.500	23,088	-	-	-	-	-	-	-	-	**23,088**	-
Pass Through National Institute of Food and Agriculture -Cooperative Extension Service - Contract No.: S17097	10.500	372	-	-	-	-	-	-	-	-	**372**	-
Pass Through National Institute of Food and Agriculture -Cooperative Extension Service - Contract No.: 2015-49200-24227	10.500	-	-	-	-	-	-	-	2,038	-	**2,038**	-
Total for 10.500		**2,056,367**	-	-	-	-	-	-	**2,038**	-	**2,058,405**	-
Total for National Institute Of Food And Agriculture		**2,571,877**	-	-	-	-	-	-	**2,038**	-	**2,573,915**	-
Natural Resources Conservation Service												
Direct -Soil and Water Conservation	10.902	9,241	-	-	-	-	-	-	-	-	**9,241**	-
Total for 10.902		**9,241**	-	-	-	-	-	-	-	-	**9,241**	-

Commission for the Las Vegas Centennia

	CFDA Number	UNR	UNLV	DRI	NSC	CSN	GBC	TMCC	WNC	SYSTEM	Total	Sub Recipient
Total for Natural Resources Conservation Service		**9,241**	-	-	-	-	-	-	-	-	**9,241**	-
Risk Management Agency												
Direct -Crop Insurance Education in Targeted States	10.458	117,929	-	-	-	-	-	-	-	-	**117,929**	-
Direct -Crop Insurance Education in Targeted States	10.458	112,404	-	-	-	-	-	-	-	-	**112,404**	-
Total for 10.458		**230,333**	-	-	-	-	-	-	-	-	**230,333**	-
Total for Risk Management Agency		**230,333**	-	-	-	-	-	-	-	-	**230,333**	-
Rural Business-cooperative Service												
Direct -Rural Energy for America Program	10.868	51,637	-	-	-	-	-	-	-	-	**51,637**	-
Pass Through Department of Agriculture -Rural Energy for America Program - Contract No.: 18416	10.868	-	-	9,200	-	-	-	-	-	-	**9,200**	-
Total for 10.868		**51,637**	-	**9,200**	-	-	-	-	-	-	**60,837**	-
Total for Rural Business-cooperative Service		**51,637**	-	**9,200**	-	-	-	-	-	-	**60,837**	-
Total for Department Of Agriculture		**3,412,169**	-	**9,200**	-	-	-	-	**2,038**	-	**3,423,407**	**50,288**
Department Of Commerce												
Economic Development Administration												
Direct -Economic Development_Technical Assistance	11.303	23,447	-	-	-	-	-	-	-	-	**23,447**	-
Total for 11.303		**23,447**	-	-	-	-	-	-	-	-	**23,447**	-
Total for Economic Development Administration		**23,447**	-	-	-	-	-	-	-	-	**23,447**	-
National Institute Of Standards And Technology (nist)												
Direct -Manufacturing Extension Partnership	11.611	361,037	-	-	-	-	-	-	-	-	**361,037**	-
Direct -Manufacturing Extension Partnership	11.611	(6,889)	-	-	-	-	-	-	-	-	**(6,889)**	-
Direct -Manufacturing Extension Partnership	11.611	1,220,525	-	-	-	-	-	-	-	-	**1,220,525**	-
Total for 11.611		**1,574,673**	-	-	-	-	-	-	-	-	**1,574,673**	-
Total for National Institute Of Standards And Technology (nist)		**1,574,673**	-	-	-	-	-	-	-	-	**1,574,673**	-
Total for Department Of Commerce		**1,598,120**	-	-	-	-	-	-	-	-	**1,598,120**	-
Department Of Defense												
National Security Agency												
Direct -Language Grant Program	12.900	53,211	-	-	-	-	-	-	-	-	**53,211**	-

Commission for the Las Vegas Centennia

	CFDA Number	UNR	UNLV	DRI	NSC	CSN	GBC	TMCC	WNC	SYSTEM	Total	Sub Recipient
Direct -Language Grant Program	12.900	39,488	-	-	-	-	-	-	-	-	**39,488**	-
Total for 12.900		**92,699**	-	-	-	-	-	-	-	-	92,699	-
Direct -Information Security Grant Program	12.903	-	24,029	-	-	-	-	-	-	-	**24,029**	-
Total for 12.903		**-**	**24,029**	-	-	-	-	-	-	-	24,029	-
Total for National Security Agency		**92,699**	**24,029**	-	-	-	-	-	-	-	116,728	-
Total for Department Of Defense		**92,699**	**24,029**	-	-	-	-	-	-	-	116,728	-
Department Of Housing And Urban Development												
Office Of Community Planning And Development												
Pass Through Department of Housing and Urban Development -Community Development Block Grants/State's program and Non-Entitlement Grants in Hawaii - Contract No.: CDBG/17/01	14.228	1,959	-	-	-	-	-	-	-	-	**1,959**	-
Total for 14.228		**1,959**	-	-	-	-	-	-	-	-	1,959	-
Total for Office Of Community Planning And Development		**1,959**	-	-	-	-	-	-	-	-	1,959	-
Total for Department Of Housing And Urban Development		**1,959**	-	-	-	-	-	-	-	-	1,959	-
Department Of The Interior												
Bureau Of Land Management												
Direct -National Fire Plan - Wildland Urban Interface Community Fire Assistance	15.228	211,693	-	-	-	-	-	-	-	-	**211,693**	-
Direct -National Fire Plan - Wildland Urban Interface Community Fire Assistance	15.228	205,583	-	-	-	-	-	-	-	-	**205,583**	-
Total for 15.228		**417,276**	-	-	-	-	-	-	-	-	417,276	-
Pass Through Forest Service -Southern Nevada Public Land Management - Contract No.: 1800089	15.235	27,508	-	-	-	-	-	-	-	-	**27,508**	-
Total for 15.235		**27,508**	-	-	-	-	-	-	-	-	27,508	-
Direct -Management Initiatives	15.239	-	-	15,605	-	-	-	-	-	-	**15,605**	-
Total for 15.239		**-**	-	**15,605**	-	-	-	-	-	-	15,605	-
Total for Bureau Of Land Management		**444,784**	-	**15,605**	-	-	-	-	-	-	460,389	-
Fish And Wildlife Service												
Direct -Cooperative Landscape Conservation	15.669	-	-	822	-	-	-	-	-	-	**822**	-

Commission for the Las Vegas Centennia

	CFDA Number	UNR	UNLV	DRI	NSC	CSN	GBC	TMCC	WNC	SYSTEM	Total	Sub Recipient
Pass Through Fish and Wildlife Service - Cooperative Landscape Conservation - Contract No.: 09072016.647.7830	15.669	-	-	51,550	-	-	-	-	-	-	**51,550**	-
Total for 15.669		**-**	-	**52,372**	-	-	-	-	-	-	**52,372**	-
Total for Fish And Wildlife Service		-	-	**52,372**	-	-	-	-	-	-	**52,372**	-
Total for Department Of The Interior		**444,784**	-	**67,977**	-	-	-	-	-	-	**512,761**	-
Department Of Justice												
Bureau Of Justice Assistance												
Pass Through Department of Justice -Harold Rogers Prescription Drug Monitoring Program - Contract No.: 7283-DOJ-BJA-COAP TTA CASAT-01	16.754	14,800	-	-	-	-	-	-	-	-	**14,800**	-
Total for 16.754		**14,800**	-	-	-	-	-	-	-	-	**14,800**	-
Pass Through Department of Justice -Second Chance Act Prisoner Reentry Initiative - Contract No.: N/A	16.812	-	32,013	-	-	-	-	-	-	-	**32,013**	-
Total for 16.812		**-**	**32,013**	-	-	-	-	-	-	-	**32,013**	-
Pass Through Department of Justice -Byrne Criminal Justice Innovation Program - Contract No.: UT19669	16.817	1,332	-	-	-	-	-	-	-	-	**1,332**	-
Total for 16.817		**1,332**	-	-	-	-	-	-	-	-	**1,332**	-
Total for Bureau Of Justice Assistance		**16,132**	**32,013**	-	-	-	-	-	-	-	**48,145**	-
Office Of Juvenile Justice And Delinquency Prevention												
Pass Through Department of Justice -Juvenile Mentoring Program - Contract No.: OSP1700128	16.726	14,329	-	-	-	-	-	-	-	-	**14,329**	-
Total for 16.726		**14,329**	-	-	-	-	-	-	-	-	**14,329**	-
Total for Office Of Juvenile Justice And Delinquency Prevention		**14,329**	-	-	-	-	-	-	-	-	**14,329**	-
Office Of Victims Of Crime												
Pass Through Department of Justice -Crime Victim Assistance - Contract No.: 16-VOCA-TR-17-001	16.575	829	-	-	-	-	-	-	-	-	**829**	-
Pass Through Office for Victims of Crime - Crime Victim Assistance - Contract No.: 16576-16-048	16.575	130,377	-	-	-	-	-	-	-	-	**130,377**	-
Pass Through Office for Victims of Crime - Crime Victim Assistance - Contract No.: 16-VOCA-17-003	16.575	7,195	-	-	-	-	-	-	-	-	**7,195**	-

Commission for the Las Vegas Centennia

	CFDA Number	UNR	UNLV	DRI	NSC	CSN	GBC	TMCC	WNC	SYSTEM	Total	Sub Recipient
Pass Through Office for Victims of Crime - Crime Victim Assistance - Contract No.: 16575-18-005	16.575	175,773	-	-	-	-	-	-	-	-	**175,773**	-
Total for 16.575		**314,174**	-	-	-	-	-	-	-	-	**314,174**	-
Pass Through Department of Justice -Crime Victim Assistance/Discretionary Grants - Contract No.: 16582-15-001	16.582	7,801	-	-	-	-	-	-	-	-	**7,801**	-
Total for 16.582		**7,801**	-	-	-	-	-	-	-	-	**7,801**	-
Total for Office Of Victims Of Crime		**321,975**	-	-	-	-	-	-	-	-	**321,975**	-
Violence Against Women Office												
Direct -Grants to Reduce Domestic Violence, Dating Violence, Sexual Assault, and Stalking on Campus	16.525	94,425	-	-	-	-	-	-	-	-	**94,425**	-
Total for 16.525		**94,425**	-	-	-	-	-	-	-	-	**94,425**	-
Pass Through Office On Violence Against Women -Violence Against Women Formula Grants - Contract No.: 2016-VAWA-47	16.588	14,413	-	-	-	-	-	-	-	-	**14,413**	-
Pass Through Violence Against Women Office - Violence Against Women Formula Grants - Contract No.: 2017-VAWA-47	16.588	24,821	-	-	-	-	-	-	-	-	**24,821**	-
Total for 16.588		**39,234**	-	-	-	-	-	-	-	-	**39,234**	-
Total for Violence Against Women Office		**133,659**	-	-	-	-	-	-	-	-	**133,659**	-
Total for Department Of Justice		**486,095**	**32,013**	-	-	-	-	-	-	-	**518,108**	-
Department Of The Interior												
CONTRACT - DEPT OF THE INTERIOR												
Direct -Contract - Dept of the Interior	15.000	8,842	-	-	-	-	-	-	-	-	**8,842**	-
Total for 15.000		**8,842**	-	-	-	-	-	-	-	-	**8,842**	-
Total for CONTRACT - DEPT OF THE INTERIOR		**8,842**	-	-	-	-	-	-	-	-	**8,842**	-
Total for Department Of The Interior		**8,842**	-	-	-	-	-	-	-	-	**8,842**	-
Department Of Labor												
Employment Training Administration												
Direct -Trade Adjustment Assistance Community College and Career Training (TAACCCT) Grants	17.282	-	-	-	-	-	-	-	924,580	-	**924,580**	-
Direct -Trade Adjustment Assistance Community College and Career Training (TAACCCT) Grants	17.282	-	-	-	-	-	75,676	-	-	-	**75,676**	-

Commission for the Las Vegas Centennia

	CFDA Number	UNR	UNLV	DRI	NSC	CSN	GBC	TMCC	WNC	SYSTEM	Total	Sub Recipient
Direct -Trade Adjustment Assistance Community College and Career Training (TAACCCT) Grants	17.282	-	-	-	-	-	-	-	15,124	-	**15,124**	-
Pass Through Department of Labor/Employment and Training Administration -Trade Adjustment Assistance Community College and Career Training (TAACCCT) Grants - Contract No.: TC-26461-14-60-A-32	17.282	-	-	-	-	-	537,949	-	-	-	**537,949**	-
Pass Through US Department of Labor -Trade Adjustment Assistance Community College and Career Training (TAACCCT) Grants - Contract No.: TC-25015-13-60-A-32	17.282	-	-	-	-	-	-	(22,559)	-	-	**(22,559)**	-
Pass Through US Department of Labor -Trade Adjustment Assistance Community College and Career Training (TAACCCT) Grants - Contract No.: TC-26461-14-60-A-32	17.282	-	-	-	-	-	-	652,258	-	-	**652,258**	-
Total for 17.282		**-**	-	-	-	-	**613,625**	**629,699**	**939,704**	-	**2,183,028**	-
Total for Employment Training Administration		-	-	-	-	-	**613,625**	**629,699**	**939,704**	-	**2,183,028**	-
Total for Department Of Labor		-	-	-	-	-	**613,625**	**629,699**	**939,704**	-	**2,183,028**	-
Department Of State												
Bureau Of Educational And Cultural Affairs												
Pass Through Bureau of Educational and Cultural Affairs -Academic Exchange Programs - Undergraduate Programs - Contract No.: FY17-YALI-BE-UNR-04	19.009	72,345	-	-	-	-	-	-	-	-	**72,345**	-
Pass Through Bureau of Educational and Cultural Affairs -Academic Exchange Programs - Undergraduate Programs - Contract No.: FY17-YALI-BE-UNR-03	19.009	94,418	-	-	-	-	-	-	-	-	**94,418**	-
Pass Through Bureau of Educational and Cultural Affairs -Academic Exchange Programs - Undergraduate Programs - Contract No.: GR06297 YALI 2017 UNR-17-51	19.009	-	-	-	-	-	-	-	-	-	**-**	87,475
Pass Through Bureau of Educational and Cultural Affairs -Academic Exchange Programs - Undergraduate Programs - Contract No.: GR06760 YALI 2018 - SUB 18-46	19.009	-	-	-	-	-	-	-	-	-	**-**	41,027
Total for 19.009		**166,763**	-	-	-	-	-	-	-	-	**166,763**	**128,502**
Pass Through Bureau of Educational and Cultural Affairs -Academic Exchange Programs - Teachers - Contract No.: FY18-TEA-UNR-01	19.408	6,205	-	-	-	-	-	-	-	-	**6,205**	-
Pass Through Bureau of Educational and Cultural Affairs -Academic Exchange Programs - Teachers - Contract No.: FY17-TEA-UNR-01	19.408	177,781	-	-	-	-	-	-	-	-	**177,781**	-
Total for 19.408		**183,986**	-	-	-	-	-	-	-	-	**183,986**	-

Commission for the Las Vegas Centennia

	CFDA Number	UNR	UNLV	DRI	NSC	CSN	GBC	TMCC	WNC	SYSTEM	Total	Sub Recipient
Total for Bureau Of Educational And Cultural Affairs		**350,749**	-	-	-	-	-	-	-	-	**350,749**	**128,502**
Total for Department Of State		**350,749**	-	-	-	-	-	-	-	-	**350,749**	**128,502**
Department Of Transportation												
Federal Highway Administration (fhwa)												
Pass Through Federal Aviation Administration - Highway Research and Development Program - Contract No.: 1817800-132193.01	20.000	44	-	-	-	-	-	-	-	-	**44**	-
Total for 20.000		**44**	-	-	-	-	-	-	-	-	**44**	-
Total for Federal Highway Administration (fhwa)		**44**	-	-	-	-	-	-	-	-	**44**	-
Total for Department Of Transportation		**44**	-	-	-	-	-	-	-	-	**44**	-
Department Of The Treasury												
Internal Revenue Service (irs)												
Direct -Low Income Taxpayer Clinics	21.008	-	40,319	-	-	-	-	-	-	-	**40,319**	-
Total for 21.008		**-**	**40,319**	-	-	-	-	-	-	-	**40,319**	-
Total for Internal Revenue Service (irs)		-	**40,319**	-	-	-	-	-	-	-	**40,319**	-
Total for Department Of The Treasury		-	**40,319**	-	-	-	-	-	-	-	**40,319**	-
Department Of The Treasury												
CONTRACT - DEPT OF THE TREASURY												
Pass Through Department of the Treasury - Contract - Dept of the Treasury - Contract No.: SP-1701043	21.000	105,887	-	-	-	-	-	-	-	-	**105,887**	-
Total for 21.000		**105,887**	-	-	-	-	-	-	-	-	**105,887**	-
Total for CONTRACT - DEPT OF THE TREASURY		**105,887**	-	-	-	-	-	-	-	-	**105,887**	-
Total for Department Of The Treasury		**105,887**	-	-	-	-	-	-	-	-	**105,887**	-
National Aeronautics And Space Administration												
National Aeronautics And Space Administration												
Direct -Science	43.001	41,833	-	-	-	-	-	-	-	-	**41,833**	-
Direct -Science	43.001	37,112	-	-	-	-	-	-	-	-	**37,112**	-
Total for 43.001		**78,945**	-	-	-	-	-	-	-	-	**78,945**	-

Commission for the Las Vegas Centennia

	CFDA Number	UNR	UNLV	DRI	NSC	CSN	GBC	TMCC	WNC	SYSTEM	Total	Sub Recipient
Pass Through National Aeronautics and Space Administration -Education - Contract No.: NSHE-15-103	43.008	1,448	-	-	-	-	-	-	-	-	**1,448**	-
Pass Through National Aeronautics and Space Administration -Education - Contract No.: NSHE-17-29	43.008	(1,517)	-	-	-	-	-	-	-	-	**(1,517)**	-
Pass Through National Aeronautics and Space Administration -Education - Contract No.: NSHE-18-29	43.008	14,312	-	-	-	-	-	-	-	-	**14,312**	-
Pass Through National Aeronautics and Space Administration -Education - Contract No.: NSHE-18-30	43.008	21,297	-	-	-	-	-	-	-	-	**21,297**	-
Pass Through National Aeronautics and Space Administration -Education - Contract No.: NSHE-16-41	43.008	124,000	-	-	-	-	-	-	-	-	**124,000**	-
Total for 43.008		**159,540**	-	-	-	-	-	-	-	-	**159,540**	-
Total for National Aeronautics And Space Administration		**238,485**	-	-	-	-	-	-	-	-	**238,485**	-
Total for National Aeronautics And Space Administration		**238,485**	-	-	-	-	-	-	-	-	**238,485**	-
National Endowment For The Humanities												
National Endowment For The Humanities												
Direct -Promotion of the Humanities_Federal/State Partnership	45.129	2,466	-	-	-	-	-	-	-	-	**2,466**	-
Pass Through National Endowment for the Humanities -Promotion of the Humanities_Federal/State Partnership - Contract No.: OSP-1400971	45.129	373,761	-	-	-	-	-	-	-	-	**373,761**	-
Pass Through National Endowment for the Humanities -Promotion of the Humanities_Federal/State Partnership - Contract No.: 2018M-04	45.129	1,000	-	-	-	-	-	-	-	-	**1,000**	-
Pass Through National Endowment for the Humanities -Promotion of the Humanities_Federal/State Partnership - Contract No.: 2017-38	45.129	2,050	-	-	-	-	-	-	-	-	**2,050**	-
Total for 45.129		**379,277**	-	-	-	-	-	-	-	-	**379,277**	-
Total for National Endowment For The Humanities		**379,277**	-	-	-	-	-	-	-	-	**379,277**	-
Total for National Endowment For The Humanities		**379,277**	-	-	-	-	-	-	-	-	**379,277**	-
Institute Of Museum And Library Services												
Institute Of Museum And Library Services												

Commission for the Las Vegas Centennia

	CFDA Number	UNR	UNLV	DRI	NSC	CSN	GBC	TMCC	WNC	SYSTEM	Total	Sub Recipient
Pass Through Institute of Museum and Library Services -Grants to States - Contract No.: 2016-14	45.310	1,522	-	-	-	-	-	-	-	-	**1,522**	-
Pass Through Institute of Museum and Library Services -Grants to States - Contract No.: 17880	45.310	-	21,934	-	-	-	-	-	-	-	**21,934**	-
Pass Through Institute of Museum and Library Services -Grants to States - Contract No.: 2017-27	45.310	98,704	-	-	-	-	-	-	-	-	**98,704**	-
Pass Through Institute of Museum and Library Services -Grants to States - Contract No.: 2017-16	45.310	-	73,583	-	-	-	-	-	-	-	**73,583**	-
Pass Through Institute of Museum and Library Services -Grants to States - Contract No.: 2017-05	45.310	-	-	-	-	-	44,882	-	-	-	**44,882**	-
Pass Through Institute of Museum and Library Services -Grants to States - Contract No.: 2017-04	45.310	-	-	-	-	-	3,662	-	-	-	**3,662**	-
Pass Through National Endowment for the Arts - Grants to States - Contract No.: 2017-26	45.310	4,208	-	-	-	-	-	-	-	-	**4,208**	-
Total for 45.310		**104,434**	**95,517**	-	-	-	**48,544**	-	-	-	**248,495**	-
Total for Institute Of Museum And Library Services		**104,434**	**95,517**	-	-	-	**48,544**	-	-	-	**248,495**	-
Total for Institute Of Museum And Library Services		**104,434**	**95,517**	-	-	-	**48,544**	-	-	-	**248,495**	-
National Science Foundation												
National Science Foundation												
Pass Through National Science Foundation - Office of Integrative Activities - Contract No.: P0525023	47.083	92	-	-	-	-	-	-	-	-	**92**	-
Total for 47.083		**92**	-	-	-	-	-	-	-	-	**92**	-
Total for National Science Foundation		**92**	-	-	-	-	-	-	-	-	**92**	-
Total for National Science Foundation		**92**	-	-	-	-	-	-	-	-	**92**	-
Small Business Administration												
Small Business Administration												
Direct -Small Business Development Centers	59.037	50,352	-	-	-	-	-	-	-	-	**50,352**	-
Direct -Small Business Development Centers	59.037	766,744	-	-	-	-	-	-	-	-	**766,744**	-
Direct -Small Business Development Centers	59.037	229,898	-	-	-	-	-	-	-	-	**229,898**	-
Direct -Small Business Development Centers	59.037	63,061	-	-	-	-	-	-	-	-	**63,061**	-
Pass Through Small Business Administration - Small Business Development Centers - Contract No.: UNR-18-47	59.037	-	79,306	-	-	-	-	-	-	-	**79,306**	-

Commission for the Las Vegas Centennia

	CFDA Number	UNR	UNLV	DRI	NSC	CSN	GBC	TMCC	WNC	SYSTEM	Total	Sub Recipient
Pass Through Small Business Administration - Small Business Development Centers - Contract No.: UNR 18-05	59.037	-	120,072	-	-	-	-	-	-	-	**120,072**	-
Total for 59.037		**1,110,055**	**199,378**	-	-	-	-	-	-	-	**1,309,433**	-
Total for Small Business Administration		**1,110,055**	**199,378**	-	-	-	-	-	-	-	**1,309,433**	-
Total for Small Business Administration		**1,110,055**	**199,378**	-	-	-	-	-	-	-	**1,309,433**	-
Department Of Veterans Affairs												
Va Health Administration Center												
Direct -Veteran's Affairs Southern Nevada Healthcare System	64.000	-	15,627	-	-	-	-	-	-	-	**15,627**	-
Total for 64.000		**-**	**15,627**	-	-	-	-	-	-	-	**15,627**	-
Total for Va Health Administration Center		-	**15,627**	-	-	-	-	-	-	-	**15,627**	-
Total for Department Of Veterans Affairs		-	**15,627**	-	-	-	-	-	-	-	**15,627**	-
Environmental Protection Agency												
Office Of Air And Radiation												
Pass Through Office of Air and Radiation -State Indoor Radon Grants - Contract No.: HD 15518	66.032	44,741	-	-	-	-	-	-	-	-	**44,741**	-
Pass Through Office of Air and Radiation -State Indoor Radon Grants - Contract No.: 16120	66.032	228,899	-	-	-	-	-	-	-	-	**228,899**	-
Total for 66.032		**273,640**	-	-	-	-	-	-	-	-	273,640	-
Pass Through Office of Air and Radiation -State Clean Diesel Grant Program - Contract No.: DEP18-002	66.040	64,273	-	-	-	-	-	-	-	-	**64,273**	-
Total for 66.040		**64,273**	-	-	-	-	-	-	-	-	64,273	-
Total for Office Of Air And Radiation		**337,913**	-	-	-	-	-	-	-	-	337,913	-
Office Of Chemical Safety And Pollution Prevention												
Direct -Pollution Prevention Grants Program	66.708	82,860	-	-	-	-	-	-	-	-	**82,860**	-
Direct -Pollution Prevention Grants Program	66.708	33,786	-	-	-	-	-	-	-	-	**33,786**	-
Total for 66.708		**116,646**	-	-	-	-	-	-	-	-	116,646	-
Pass Through Environmental Protection Agency - Research, Development, Monitoring, Public Education, Training, Demonstrations, and Studies - Contract No.: SA-2017-53	66.716	2,609	-	-	-	-	-	-	-	-	**2,609**	-
Total for 66.716		**2,609**	-	-	-	-	-	-	-	-	2,609	-

Commission for the Las Vegas Centennia

	CFDA Number	UNR	UNLV	DRI	NSC	CSN	GBC	TMCC	WNC	SYSTEM	Total	Sub Recipient
Total for Office Of Chemical Safety And Pollution Prevention		**119,255**	-	-	-	-	-	-	-	-	**119,255**	-
Office Of Environmental Information												
Direct -Environmental Information Exchange Network Grant Program and Related Assistance	66.608	50,595	-	-	-	-	-	-	-	-	**50,595**	-
Total for 66.608		**50,595**	-	-	-	-	-	-	-	-	**50,595**	-
Total for Office Of Environmental Information		**50,595**	-	-	-	-	-	-	-	-	**50,595**	-
Office Of The Administrator												
Pass Through Office of Enforcement and Compliance Assurance -Performance Partnership Grants - Contract No.: 17394	66.605	10,514	-	-	-	-	-	-	-	-	**10,514**	-
Total for 66.605		**10,514**	-	-	-	-	-	-	-	-	**10,514**	-
Total for Office Of The Administrator		**10,514**	-	-	-	-	-	-	-	-	**10,514**	-
Office Of Water												
Pass Through Office of Water -Water Pollution Control State, Interstate, and Tribal Program Support - Contract No.: DEP 16-003/16687	66.419	75,049	-	-	-	-	-	-	-	-	**75,049**	-
Total for 66.419		**75,049**	-	-	-	-	-	-	-	-	**75,049**	-
Pass Through Environmental Protection Agency - Nonpoint Source Implementation Grants - Contract No.: DEP S 16-021	66.460	-	-	10,364	-	-	-	-	-	-	**10,364**	-
Pass Through Environmental Protection Agency - Nonpoint Source Implementation Grants - Contract No.: G0436	66.460	-	-	204,716	-	-	-	-	-	-	**204,716**	-
Total for 66.460		**-**	-	**215,080**	-	-	-	-	-	-	**215,080**	-
Total for Office Of Water		**75,049**	-	**215,080**	-	-	-	-	-	-	**290,129**	-
Total for Environmental Protection Agency		**593,326**	-	**215,080**	-	-	-	-	-	-	**808,406**	-
Nuclear Regulatory Commission												
Nuclear Regulatory Commission												
Direct -U.S. Nuclear Regulatory Commission Scholarship and Fellowship Program	77.008	62,695	-	-	-	-	-	-	-	-	**62,695**	-
Direct -U.S. Nuclear Regulatory Commission Scholarship and Fellowship Program	77.008	-	69,781	-	-	-	-	-	-	-	**69,781**	-
Direct -U.S. Nuclear Regulatory Commission Scholarship and Fellowship Program	77.008	79,127	-	-	-	-	-	-	-	-	**79,127**	-
Direct -U.S. Nuclear Regulatory Commission Scholarship and Fellowship Program	77.008	49,317	-	-	-	-	-	-	-	-	**49,317**	-

Commission for the Las Vegas Centennia

	CFDA Number	UNR	UNLV	DRI	NSC	CSN	GBC	TMCC	WNC	SYSTEM	Total	Sub Recipient
Total for 77.008		**191,139**	**69,781**	-	-	-	-	-	-	-	**260,920**	-
Total for Nuclear Regulatory Commission		**191,139**	**69,781**	-	-	-	-	-	-	-	**260,920**	-
Total for Nuclear Regulatory Commission		**191,139**	**69,781**	-	-	-	-	-	-	-	**260,920**	-
Department Of Energy												
Department Of Energy												
Pass Through Department of Energy -Office of Science Financial Assistance Program - Contract No.: 47811-N AMENDMENT #9	81.049	43,284	-	-	-	-	-	-	-	-	**43,284**	-
Total for 81.049		**43,284**	-	-	-	-	-	-	-	-	**43,284**	-
Total for Department Of Energy		**43,284**	-	-	-	-	-	-	-	-	**43,284**	-
Total for Department Of Energy		**43,284**	-	-	-	-	-	-	-	-	**43,284**	-
Department Of Education												
Department Of Education												
Pass Through Department of Education - Promoting Readiness of Minors in Supplemental Security Income - Contract No.: 18-795-105000	84.419	-	-	-	-	-	49,000	-	-	-	**49,000**	-
Total for 84.419		**-**	-	-	-	-	**49,000**	-	-	-	**49,000**	-
Total for Department Of Education		-	-	-	-	-	**49,000**	-	-	-	**49,000**	-
Office Of Educational Research And Improvement												
Pass Through Office of Elementary and Secondary Education -Twenty-First Century Community Learning Centers - Contract No.: SP-1800468	84.287	15,681	-	-	-	-	-	-	-	-	**15,681**	-
Total for 84.287		**15,681**	-	-	-	-	-	-	-	-	**15,681**	-
Total for Office Of Educational Research And Improvement		**15,681**	-	-	-	-	-	-	-	-	**15,681**	-
Office Of Elementary And Secondary Education												
Pass Through Office of Elementary and Secondary Education -Title I Grants to Local Educational Agencies - Contract No.: PO-PO127628	84.010	1,698	-	-	-	-	-	-	-	-	**1,698**	-
Total for 84.010		**1,698**	-	-	-	-	-	-	-	-	1,698	-
Pass Through Department of Education -Safe and Drug-Free Schools and Communities_National Programs - Contract No.: 18-682-40000	84.184	457,081	-	-	-	-	-	-	-	-	**457,081**	-

Commission for the Las Vegas Centennia

	CFDA Number	UNR	UNLV	DRI	NSC	CSN	GBC	TMCC	WNC	SYSTEM	Total	Sub Recipient
Pass Through Office of Elementary and Secondary Education -Safe and Drug-Free Schools and Communities_National Programs - Contract No.: 17-682-40000	84.184	163,947	-	-	-	-	-	-	-	-	**163,947**	-
Total for 84.184		**621,028**	-	-	-	-	-	-	-	-	**621,028**	-
Direct -English Language Acquisition State Grants	84.365	181,957	-	-	-	-	-	-	-	-	**181,957**	-
Direct -English Language Acquisition State Grants	84.365	-	306,724	-	-	-	-	-	-	-	**306,724**	-
Pass Through Department of Education -English Language Acquisition State Grants - Contract No.: 02-M1702339	84.365	-	8,923	-	-	-	-	-	-	-	**8,923**	-
Total for 84.365		**181,957**	**315,647**	-	-	-	-	-	-	-	**497,604**	-
Pass Through Office of Elementary and Secondary Education -Improving Teacher Quality State Grants - Contract No.: 92-NV01-SEED2017-ILI	84.367	8,596	-	-	-	-	-	-	-	-	**8,596**	-
Pass Through Office of Elementary and Secondary Education -Improving Teacher Quality State Grants - Contract No.: PO126779	84.367	35,635	-	-	-	-	-	-	-	-	**35,635**	-
Pass Through Office of Elementary and Secondary Education -Improving Teacher Quality State Grants - Contract No.: PO520028	84.367	11,547	-	-	-	-	-	-	-	-	**11,547**	-
Pass Through Office of Elementary and Secondary Education -Improving Teacher Quality State Grants - Contract No.: 92-NV01-SEED2016	84.367	4,100	-	-	-	-	-	-	-	-	**4,100**	-
Total for 84.367		**59,878**	-	-	-	-	-	-	-	-	**59,878**	-
Total for Office Of Elementary And Secondary Education		**864,561**	**315,647**	-	-	-	-	-	-	-	**1,180,208**	-
Office Of Innovation And Improvement												
Pass Through Department of Education - Transition to Teaching - Contract No.: 60031733	84.350	-	1,114	-	-	-	-	-	-	-	**1,114**	-
Total for 84.350		**-**	**1,114**	-	-	-	-	-	-	-	**1,114**	-
Total for Office Of Innovation And Improvement		-	**1,114**	-	-	-	-	-	-	-	**1,114**	-
Office Of Postsecondary Education												
Direct -Undergraduate International Studies and Foreign Language Programs	84.016	-	60,820	-	-	-	-	-	-	-	**60,820**	-
Total for 84.016		**-**	**60,820**	-	-	-	-	-	-	-	**60,820**	-
Direct -Overseas Programs - Group Projects Abroad	84.021	-	16,081	-	-	-	-	-	-	-	**16,081**	-

Commission for the Las Vegas Centennia

	CFDA Number	UNR	UNLV	DRI	NSC	CSN	GBC	TMCC	WNC	SYSTEM	Total	Sub Recipient
Total for 84.021		**-**	**16,081**	-	-	-	-	-	-	-	**16,081**	-
Direct -Higher Education_Institutional Aid	84.031	-	368,686	-	-	-	-	-	-	-	**368,686**	-
Total for 84.031		**-**	**368,686**	-	-	-	-	-	-	-	**368,686**	-
Direct -TRIO Staff Training Program	84.103	-	138,849	-	-	-	-	-	-	-	**138,849**	-
Total for 84.103		**-**	**138,849**	-	-	-	-	-	-	-	**138,849**	-
Direct -Gaining Early Awareness and Readiness for Undergraduate Programs	84.334	-	2,984,675	-	-	-	-	-	-	-	**2,984,675**	-
Direct -Gaining Early Awareness and Readiness for Undergraduate Programs	84.334	-	-	-	-	-	-	-	-	90,123	**90,123**	-
Direct -Gaining Early Awareness and Readiness for Undergraduate Programs	84.334	-	-	-	-	-	-	8,087	-	-	**8,087**	-
Direct -Gaining Early Awareness and Readiness for Undergraduate Programs	84.334	-	-	-	-	-	-	47,397	-	-	**47,397**	-
Direct -Gaining Early Awareness and Readiness for Undergraduate Programs	84.334	-	-	-	-	-	-	-	-	26,806	**26,806**	-
Direct -Gaining Early Awareness and Readiness for Undergraduate Programs	84.334	-	-	-	-	-	-	33,895	-	-	**33,895**	-
Direct -Gaining Early Awareness and Readiness for Undergraduate Programs	84.334	-	1,189,357	-	-	-	-	-	-	-	**1,189,357**	-
Direct -Gaining Early Awareness and Readiness for Undergraduate Programs	84.334	-	2,170,567	-	-	-	-	-	-	-	**2,170,567**	-
Direct -Gaining Early Awareness and Readiness for Undergraduate Programs	84.334	-	1,554,748	-	-	-	-	-	-	-	**1,554,748**	-
Pass Through Department of Education -Gaining Early Awareness and Readiness for Undergraduate Programs - Contract No.: 17-09	84.334	-	4,546	-	-	-	-	-	-	-	**4,546**	-
Pass Through Department of Education -Gaining Early Awareness and Readiness for Undergraduate Programs - Contract No.: 18-610-7100	84.334	-	-	-	-	-	58,567	-	-	-	**58,567**	-
Pass Through Department of Education -Gaining Early Awareness and Readiness for Undergraduate Programs - Contract No.: NSHE 18-19	84.334	-	55,280	-	-	-	-	-	-	-	**55,280**	-
Pass Through Department of Education -Gaining Early Awareness and Readiness for Undergraduate Programs - Contract No.: 1721	84.334	-	36,679	-	-	-	-	-	-	-	**36,679**	-
Pass Through Department of Education -Gaining Early Awareness and Readiness for Undergraduate Programs - Contract No.: NSHE 18-18	84.334	65,921	-	-	-	-	-	-	-	-	**65,921**	-

Commission for the Las Vegas Centennia

	CFDA Number	UNR	UNLV	DRI	NSC	CSN	GBC	TMCC	WNC	SYSTEM	Total	Sub Recipient
Pass Through Department of Education -Gaining Early Awareness and Readiness for Undergraduate Programs - Contract No.: NSHE 18-13	84.334	-	-	-	-	-	3,000	-	-	-	**3,000**	-
Pass Through Department of Education -Gaining Early Awareness and Readiness for Undergraduate Programs - Contract No.: NSHE 18-09	84.334	-	20,449	-	-	-	-	-	-	-	**20,449**	-
Pass Through Department of Education -Gaining Early Awareness and Readiness for Undergraduate Programs - Contract No.: NSHE 18-06	84.334	-	-	-	-	-	3,750	-	-	-	**3,750**	-
Pass Through Department of Education -Gaining Early Awareness and Readiness for Undergraduate Programs - Contract No.: 17-24	84.334	-	-	-	-	-	-	21,512	-	-	**21,512**	-
Pass Through Department of Education -Gaining Early Awareness and Readiness for Undergraduate Programs - Contract No.: 17-610-40002	84.334	-	-	-	-	-	1,123	-	-	-	**1,123**	-
Pass Through Department of Education -Gaining Early Awareness and Readiness for Undergraduate Programs - Contract No.: 18-05 and 18-12	84.334	-	-	-	-	-	-	8,087	-	-	**8,087**	-
Pass Through Department of Education -Gaining Early Awareness and Readiness for Undergraduate Programs - Contract No.: NSHE-17-17	84.334	13,687	-	-	-	-	-	-	-	-	**13,687**	-
Pass Through Department of Education -Gaining Early Awareness and Readiness for Undergraduate Programs - Contract No.: 18-22	84.334	-	-	-	-	-	-	56,850	-	-	**56,850**	-
Pass Through Department of Education -Gaining Early Awareness and Readiness for Undergraduate Programs - Contract No.: NSHE-17-20	84.334	25,930	-	-	-	-	-	-	-	-	**25,930**	-
Pass Through Department of Education -Gaining Early Awareness and Readiness for Undergraduate Programs - Contract No.: GR02837	84.334	-	-	-	-	-	-	-	43,177	-	**43,177**	-
Pass Through Department of Education -Gaining Early Awareness and Readiness for Undergraduate Programs - Contract No.: N/A	84.334	-	151,778	-	-	-	-	-	-	-	**151,778**	-
Pass Through Department of Education -Gaining Early Awareness and Readiness for Undergraduate Programs - Contract No.: NSHE # 18-04	84.334	-	-	-	-	38,813	-	-	-	-	**38,813**	-
Pass Through Department of Education -Gaining Early Awareness and Readiness for Undergraduate Programs - Contract No.: NSHE # 18-21	84.334	-	-	-	-	50,717	-	-	-	-	**50,717**	-

Commission for the Las Vegas Centennia

	CFDA Number	UNR	UNLV	DRI	NSC	CSN	GBC	TMCC	WNC	SYSTEM	Total	Sub Recipient
Pass Through Department of Education -Gaining Early Awareness and Readiness for Undergraduate Programs - Contract No.: NSHE # 18-11	84.334	-	-	-	-	11,101	-	-	-	-	**11,101**	-
Pass Through Department of Education -Gaining Early Awareness and Readiness for Undergraduate Programs - Contract No.: 18-16	84.334	-	13,153	-	-	-	-	-	-	-	**13,153**	-
Pass Through Department of Education -Gaining Early Awareness and Readiness for Undergraduate Programs - Contract No.: NSHE-17-27	84.334	13,045	-	-	-	-	-	-	-	-	**13,045**	-
Pass Through Department of Education -Gaining Early Awareness and Readiness for Undergraduate Programs - Contract No.: 1718	84.334	-	25,327	-	-	-	-	-	-	-	**25,327**	-
Pass Through Nevada Department Of Education - Gaining Early Awareness and Readiness for Undergraduate Programs - Contract No.: NSHE 17-22	84.334	-	-	-	15,403	-	-	-	-	-	**15,403**	-
Pass Through Nevada Department Of Education - Gaining Early Awareness and Readiness for Undergraduate Programs - Contract No.: NSHE 18-03	84.334	-	-	-	14,045	-	-	-	-	-	**14,045**	-
Pass Through Nevada Department Of Education - Gaining Early Awareness and Readiness for Undergraduate Programs - Contract No.: NSHE # 17-23	84.334	-	-	-	-	10,864	-	-	-	-	**10,864**	-
Pass Through Nevada Department Of Education - Gaining Early Awareness and Readiness for Undergraduate Programs - Contract No.: NSHE 18-10	84.334	-	-	-	3,184	-	-	-	-	-	**3,184**	-
Pass Through Nevada Department Of Education - Gaining Early Awareness and Readiness for Undergraduate Programs - Contract No.: NSHE 18-20	84.334	-	-	-	45,040	-	-	-	-	-	**45,040**	-
Pass Through Office of Postsecondary Education -Gaining Early Awareness and Readiness for Undergraduate Programs - Contract No.: NSHE-17-19	84.334	14,584	-	-	-	-	-	-	-	-	**14,584**	-
Pass Through Office of Postsecondary Education -Gaining Early Awareness and Readiness for Undergraduate Programs - Contract No.: NSHE 18-17	84.334	72,877	-	-	-	-	-	-	-	-	**72,877**	-
Pass Through Office of Postsecondary Education -Gaining Early Awareness and Readiness for Undergraduate Programs - Contract No.: NSHE-18-01	84.334	44,125	-	-	-	-	-	-	-	-	**44,125**	-
Pass Through Office of Postsecondary Education -Gaining Early Awareness and Readiness for Undergraduate Programs - Contract No.: NSHE 18-25	84.334	27,132	-	-	-	-	-	-	-	-	**27,132**	-

Commission for the Las Vegas Centennia

	CFDA Number	UNR	UNLV	DRI	NSC	CSN	GBC	TMCC	WNC	SYSTEM	Total	Sub Recipient
Pass Through Office of Postsecondary Education -Gaining Early Awareness and Readiness for Undergraduate Programs - Contract No.: NSHE-18-08	84.334	15,456	-	-	-	-	-	-	-	-	**15,456**	-
Pass Through Office of Postsecondary Education -Gaining Early Awareness and Readiness for Undergraduate Programs - Contract No.: GR04966 UNR-17-14	84.334	-	-	-	-	-	-	-	-	-	**-**	46,000
Total for 84.334		**292,757**	**8,206,559**	**-**	**77,672**	**111,495**	**66,440**	**175,828**	**43,177**	**116,929**	**9,090,857**	**46,000**
Pass Through Department of Education - Strengthening Minority-Serving Institutions - Contract No.: P382B160008	84.382	-	444,816	-	-	-	-	-	-	-	**444,816**	-
Total for 84.382		**-**	**444,816**	-	-	-	-	-	-	-	**444,816**	-
Total for Office Of Postsecondary Education		**292,757**	**9,235,811**	**-**	**77,672**	**111,495**	**66,440**	**175,828**	**43,177**	**116,929**	**10,120,109**	**46,000**
Office Of Special Education And Rehabilitative Services												
Pass Through Department of Education - Rehabilitation Services_Vocational Rehabilitation Grants to States - Contract No.: 2065-17-REHB	84.126	-	-	-	-	-	-	14,615	-	-	**14,615**	-
Pass Through Department of Education - Rehabilitation Services_Vocational Rehabilitation Grants to States - Contract No.: 3021-20-REHAB DETR	84.126	-	-	-	-	-	-	234,154	-	-	**234,154**	-
Pass Through Department of Education - Rehabilitation Services_Vocational Rehabilitation Grants to States - Contract No.: 2032-19-REHAB	84.126	-	251,767	-	-	-	-	-	-	-	**251,767**	-
Total for 84.126		**-**	**251,767**	-	-	-	-	**248,769**	-	-	**500,536**	-
Pass Through Office of Special Education and Rehabilitative Services -Special Education-Grants for Infants and Families - Contract No.: OSP 1700111	84.181	7,313	-	-	-	-	-	-	-	-	**7,313**	-
Pass Through Office of Special Education and Rehabilitative Services -Special Education-Grants for Infants and Families - Contract No.: SP-1800110	84.181	79,671	-	-	-	-	-	-	-	-	**79,671**	-
Total for 84.181		**86,984**	-	-	-	-	-	-	-	-	**86,984**	-
Pass Through Office of Special Education and Rehabilitative Services -Assistive Technology - Contract No.: 19-001-85-9X-18	84.224	79,737	-	-	-	-	-	-	-	-	**79,737**	-
Pass Through Office of Special Education and Rehabilitative Services -Assistive Technology - Contract No.: 19-001-85-9X-17	84.224	40,624	-	-	-	-	-	-	-	-	**40,624**	-
Total for 84.224		**120,361**	-	-	-	-	-	-	-	-	**120,361**	-

Commission for the Las Vegas Centennia

	CFDA Number	UNR	UNLV	DRI	NSC	CSN	GBC	TMCC	WNC	SYSTEM	Total	Sub Recipient
Pass Through Office of Special Education and Rehabilitative Services -Special Education - State Personnel Development - Contract No.: SP-1600908	84.323	767,813	-	-	-	-	-	-	-	-	**767,813**	-
Total for 84.323		**767,813**	-	-	-	-	-	-	-	-	**767,813**	-
Direct -Special Education - Personnel Development to Improve Services and Results for Children with Disabilities	84.325	166,021	-	-	-	-	-	-	-	-	**166,021**	-
Direct -Special Education - Personnel Development to Improve Services and Results for Children with Disabilities	84.325	-	254,713	-	-	-	-	-	-	-	**254,713**	-
Direct -Special Education - Personnel Development to Improve Services and Results for Children with Disabilities	84.325	-	254,964	-	-	-	-	-	-	-	**254,964**	-
Direct -Special Education - Personnel Development to Improve Services and Results for Children with Disabilities	84.325	250,052	-	-	-	-	-	-	-	-	**250,052**	-
Direct -Special Education - Personnel Development to Improve Services and Results for Children with Disabilities	84.325	333,218	-	-	-	-	-	-	-	-	**333,218**	-
Direct -Special Education - Personnel Development to Improve Services and Results for Children with Disabilities	84.325	-	181,554	-	-	-	-	-	-	-	**181,554**	-
Pass Through Department of Education -Special Education - Personnel Development to Improve Services and Results for Children with Disabilities - Contract No.: N/A	84.325	-	82,989	-	-	-	-	-	-	-	**82,989**	-
Pass Through Office of Elementary and Secondary Education -Special Education - Personnel Development to Improve Services and Results for Children with Disabilities - Contract No.: 17-22-KX-02	84.325	13,970	-	-	-	-	-	-	-	-	**13,970**	-
Total for 84.325		**763,261**	**774,220**	-	-	-	-	-	-	-	**1,537,481**	-
Direct -Special Education_Technical Assistance and Dissemination to Improve Services and Results for Children with Disabilities	84.326	125,704	-	-	-	-	-	-	-	-	**125,704**	-
Total for 84.326		**125,704**	-	-	-	-	-	-	-	-	**125,704**	-
Total for Office Of Special Education And Rehabilitative Services		**1,864,123**	**1,025,987**	-	-	-	-	**248,769**	-	-	**3,138,879**	-
Office Of Vocational And Adult Education												
Pass Through Department of Education -Adult Education - Basic Grants to States - Contract No.: GR04851	84.002	-	-	-	-	-	-	-	120,040	-	**120,040**	-

Commission for the Las Vegas Centennia

	CFDA Number	UNR	UNLV	DRI	NSC	CSN	GBC	TMCC	WNC	SYSTEM	Total	Sub Recipient
Pass Through Department of Education -Adult Education - Basic Grants to States - Contract No.: GR02837	84.002	-	-	-	-	-	-	-	435,567	-	**435,567**	-
Pass Through Department of Education -Adult Education - Basic Grants to States - Contract No.: 17-608-42000	84.002	-	-	-	-	14,120	-	-	-	-	**14,120**	-
Pass Through Department of Education -Adult Education - Basic Grants to States - Contract No.: 17-607-42000	84.002	-	-	-	-	227	-	-	-	-	**227**	-
Pass Through Department of Education -Adult Education - Basic Grants to States - Contract No.: 18-105000	84.002	-	-	-	-	-	314,600	-	-	-	**314,600**	-
Pass Through Department of Education -Adult Education - Basic Grants to States - Contract No.: 19-608-42000	84.002	-	-	-	-	1,798	-	-	-	-	**1,798**	-
Pass Through Department of Education -Adult Education - Basic Grants to States - Contract No.: 18-608-42000	84.002	-	-	-	-	1,525,124	-	-	-	-	**1,525,124**	-
Pass Through Department of Education -Adult Education - Basic Grants to States - Contract No.: 0238182680000	84.002	-	-	-	-	-	-	1,386,128	-	-	**1,386,128**	-
Total for 84.002		**-**	-	-	-	**1,541,269**	**314,600**	**1,386,128**	**555,607**	-	**3,797,604**	-
Direct -Career and Technical Education -- Basic Grants to States	84.048	-	-	-	-	-	-	-	363,871	-	**363,871**	-
Pass Through Department of Education -Career and Technical Education -- Basic Grants to States - Contract No.: 17-636-42000	84.048	-	-	-	-	515	-	-	-	-	**515**	-
Pass Through Department of Education -Career and Technical Education -- Basic Grants to States - Contract No.: 17-631-42000	84.048	-	-	-	-	29,014	-	-	-	-	**29,014**	-
Pass Through Department of Education -Career and Technical Education -- Basic Grants to States - Contract No.: 18-631-105000	84.048	-	-	-	-	-	184,079	-	-	-	**184,079**	-
Pass Through Department of Education -Career and Technical Education -- Basic Grants to States - Contract No.: 18-636-42000	84.048	-	-	-	-	179,646	-	-	-	-	**179,646**	-
Pass Through Department of Education -Career and Technical Education -- Basic Grants to States - Contract No.: 18-636-105000	84.048	-	-	-	-	-	91,862	-	-	-	**91,862**	-
Pass Through Department of Education -Career and Technical Education -- Basic Grants to States - Contract No.: 18-631-11900	84.048	-	-	-	-	-	-	667,846	-	-	**667,846**	-
Pass Through Department of Education -Career and Technical Education -- Basic Grants to States - Contract No.: 18-631-42000	84.048	-	-	-	-	1,447,969	-	-	-	-	**1,447,969**	-
Total for 84.048		**-**	-	-	-	**1,657,144**	**275,941**	**667,846**	**363,871**	-	**2,964,802**	-

The Accompanying Notes to the Schedule of Expenditures of Federal Awards are an integral part of this schedule.

Commission for the Las Vegas Centennia

	CFDA Number	UNR	UNLV	DRI	NSC	CSN	GBC	TMCC	WNC	SYSTEM	Total	Sub Recipient
Total for Office Of Vocational And Adult Education		-	-	-	-	**3,198,413**	**590,541**	**2,053,974**	**919,478**	-	**6,762,406**	-
Total for Department Of Education		**3,037,122**	**10,578,559**	-	**77,672**	**3,309,908**	**705,981**	**2,478,571**	**962,655**	**116,929**	**21,267,397**	**46,000**
National Archives And Records Administration												
National Archives And Records Administration												
Direct -National Historical Publications and Records Grants	89.003	-	15,552	-	-	-	-	-	-	-	**15,552**	-
Total for 89.003		**-**	**15,552**	-	-	-	-	-	-	-	**15,552**	-
Total for National Archives And Records Administration		-	**15,552**	-	-	-	-	-	-	-	**15,552**	-
Total for National Archives And Records Administration		-	**15,552**	-	-	-	-	-	-	-	**15,552**	-
Department Of Health And Human Services												
Administration For Children And Families												
Pass Through Centers for Disease Control and Prevention -Affordable Care Act (ACA) Personal Responsibility Education Program - Contract No.: WO 4332	93.092	3,926	-	-	-	-	-	-	-	-	**3,926**	-
Total for 93.092		**3,926**	-	-	-	-	-	-	-	-	3,926	-
Pass Through Centers for Disease Control and Prevention -Affordable Care Act (ACA) Abstinence Education Program - Contract No.: WO 4332	93.235	8,157	-	-	-	-	-	-	-	-	**8,157**	-
Total for 93.235		**8,157**	-	-	-	-	-	-	-	-	8,157	-
Direct -Promoting Safe and Stable Families	93.556	1,100	-	-	-	-	-	-	-	-	**1,100**	-
Pass Through Administration for Children and Families -Promoting Safe and Stable Families - Contract No.: PO521022	93.556	2,763	-	-	-	-	-	-	-	-	**2,763**	-
Total for 93.556		**3,863**	-	-	-	-	-	-	-	-	3,863	-
Pass Through Administration for Children and Families -Community-Based Child Abuse Prevention Grants - Contract No.: 6111	93.590	-	31,439	-	-	-	-	-	-	-	**31,439**	-
Pass Through Administration for Children and Families -Community-Based Child Abuse Prevention Grants - Contract No.: 1700973	93.590	51,921	-	-	-	-	-	-	-	-	**51,921**	-
Pass Through Department of Health and Human Services -Community-Based Child Abuse Prevention Grants - Contract No.: N/A	93.590	-	79,856	-	-	-	-	-	-	-	**79,856**	-

Commission for the Las Vegas Centennia

	CFDA Number	UNR	UNLV	DRI	NSC	CSN	GBC	TMCC	WNC	SYSTEM	Total	Sub Recipient
Pass Through Department of Health and Human Services -Community-Based Child Abuse Prevention Grants - Contract No.: REQUEST ID: 1205.04	93.590	-	920	-	-	-	-	-	-	-	**920**	-
Pass Through Department of Health and Human Services -Community-Based Child Abuse Prevention Grants - Contract No.: 1339.01	93.590	-	3,040	-	-	-	-	-	-	-	**3,040**	-
Total for 93.590		**51,921**	**115,255**	-	-	-	-	-	-	-	**167,176**	-
Direct -Head Start	93.600	363,163	-	-	-	-	-	-	-	-	**363,163**	-
Direct -Head Start	93.600	2,392,663	-	-	-	-	-	-	-	-	**2,392,663**	-
Pass Through Administration for Children and Families -Head Start - Contract No.: 15773/1400767	93.600	54,428	-	-	-	-	-	-	-	-	**54,428**	-
Direct -Head Start	93.600	-	-	-	-	-	-	-	-	-	**-**	240,000
Direct -Head Start	93.600	-	-	-	-	-	-	-	-	-	**-**	185,806
Total for 93.600		**2,810,254**	-	-	-	-	-	-	-	-	**2,810,254**	**425,806**
Pass Through Department of Health and Human Services -Children's Justice Grants to States - Contract No.: CDR-17-001	93.643	-	9,793	-	-	-	-	-	-	-	**9,793**	-
Total for 93.643		**-**	**9,793**	-	-	-	-	-	-	-	**9,793**	-
Pass Through Administration for Children and Families -Stephanie Tubbs Jones Child Welfare Services Program - Contract No.: 13196	93.645	3,278	-	-	-	-	-	-	-	-	**3,278**	-
Total for 93.645		**3,278**	-	-	-	-	-	-	-	-	**3,278**	-
Pass Through Department of Health and Human Services -Child Welfare Research Training or Demonstration - Contract No.: 13198	93.648	-	50,420	-	-	-	-	-	-	-	**50,420**	-
Pass Through Department of Health and Human Services -Child Welfare Research Training or Demonstration - Contract No.: 18215	93.648	-	836,410	-	-	-	-	-	-	-	**836,410**	-
Total for 93.648		**-**	**886,830**	-	-	-	-	-	-	-	**886,830**	-
Pass Through Administration for Children and Families -Foster Care_Title IV-E - Contract No.: OSP-1700392	93.658	742,901	-	-	-	-	-	-	-	-	**742,901**	-
Total for 93.658		**742,901**	-	-	-	-	-	-	-	-	**742,901**	-
Pass Through Administration for Children and Families -Social Services Block Grant - Contract No.: 11006	93.667	29,365	-	-	-	-	-	-	-	-	**29,365**	-
Total for 93.667		**29,365**	-	-	-	-	-	-	-	-	**29,365**	-

The Accompanying Notes to the Schedule of Expenditures of Federal Awards are an integral part of this schedule.

Commission for the Las Vegas Centennia

	CFDA Number	UNR	UNLV	DRI	NSC	CSN	GBC	TMCC	WNC	SYSTEM	Total	Sub Recipient
Total for Administration For Children And Families		**3,653,665**	**1,011,878**	-	-	-	-	-	-	-	**4,665,543**	**425,806**
Administration For Community Living												
Pass Through Administration for Community Living -Special Programs for the Aging_Title III, Part D_Disease Prevention and Health Promotion Services - Contract No.: 18-015-39-DX-18	93.043	23,242	-	-	-	-	-	-	-	-	**23,242**	-
Pass Through Administration for Community Living -Special Programs for the Aging_Title III, Part D_Disease Prevention and Health Promotion Services - Contract No.: 18-015-36-DX-18	93.043	33,928	-	-	-	-	-	-	-	-	**33,928**	-
Total for 93.043		**57,170**	-	-	-	-	-	-	-	-	**57,170**	-
Direct -University Centers for Excellence in Developmental Disabilities Education, Research, and Service	93.632	569,791	-	-	-	-	-	-	-	-	**569,791**	-
Pass Through Administration for Community Living -University Centers for Excellence in Developmental Disabilities Education, Research, and Service - Contract No.: UNR 17-01	93.632	-	2,302	-	-	-	-	-	-	-	**2,302**	-
Total for 93.632		**569,791**	**2,302**	-	-	-	-	-	-	-	**572,093**	-
Total for Administration For Community Living		**626,961**	**2,302**	-	-	-	-	-	-	-	**629,263**	-
Centers For Disease Control And Prevention												
Direct -Laboratory Leadership, Workforce Training and Management Development, Improving Public Health Laboratory Infrastructure	93.065	170,859	-	-	-	-	-	-	-	-	**170,859**	-
Total for 93.065		**170,859**	-	-	-	-	-	-	-	-	**170,859**	-
Pass Through Centers for Disease Control and Prevention -Public Health Emergency Preparedness - Contract No.: HD#16070	93.069	525,570	-	-	-	-	-	-	-	-	**525,570**	-
Pass Through Centers for Disease Control and Prevention -Public Health Emergency Preparedness - Contract No.: HD 15926	93.069	68,009	-	-	-	-	-	-	-	-	**68,009**	-
Total for 93.069		**593,579**	-	-	-	-	-	-	-	-	**593,579**	-
Direct -Birth Defects and Developmental Disabilities - Prevention and Surveillance	93.073	427,099	-	-	-	-	-	-	-	-	**427,099**	-
Total for 93.073		**427,099**	-	-	-	-	-	-	-	-	**427,099**	-
Pass Through Centers for Disease Control and Prevention -Hospital Preparedness Program (HPP) and Public Health Emergency Preparedness (PHEP) Aligned Cooperative Agreements - Contract No.: HD 15549	93.074	6,767	-	-	-	-	-	-	-	-	**6,767**	-

Commission for the Las Vegas Centennia

	CFDA Number	UNR	UNLV	DRI	NSC	CSN	GBC	TMCC	WNC	SYSTEM	Total	Sub Recipient
Pass Through Centers for Disease Control and Prevention -Hospital Preparedness Program (HPP) and Public Health Emergency Preparedness (PHEP) Aligned Cooperative Agreements - Contract No.: HD 14893	93.074	16,059	-	-	-	-	-	-	-	-	**16,059**	-
Total for 93.074		**22,826**	-	-	-	-	-	-	-	-	**22,826**	-
Pass Through Centers for Disease Control and Prevention -Cooperative Agreements to Promote Adolescent Health through School-Based HIV/STD Prevention and School-Based Surveillance - Contract No.: WO 4332	93.079	66,827	-	-	-	-	-	-	-	-	**66,827**	-
Total for 93.079		**66,827**	-	-	-	-	-	-	-	-	**66,827**	-
Pass Through Centers for Disease Control and Prevention -Project Grants and Cooperative Agreements for Tuberculosis Control Programs - Contract No.: HD # 16360	93.116	38,806	-	-	-	-	-	-	-	-	**38,806**	-
Pass Through Centers for Disease Control and Prevention -Project Grants and Cooperative Agreements for Tuberculosis Control Programs - Contract No.: HD # 15802	93.116	58,428	-	-	-	-	-	-	-	-	**58,428**	-
Total for 93.116		**97,234**	-	-	-	-	-	-	-	-	**97,234**	-
Pass Through Centers for Disease Control and Prevention -Injury Prevention and Control Research and State and Community Based Programs - Contract No.: WO 4332	93.136	10,474	-	-	-	-	-	-	-	-	**10,474**	-
Pass Through Centers for Disease Control and Prevention -Injury Prevention and Control Research and State and Community Based Programs - Contract No.: WO 4629	93.136	24,589	-	-	-	-	-	-	-	-	**24,589**	-
Total for 93.136		**35,063**	-	-	-	-	-	-	-	-	**35,063**	-
Direct -Childhood Lead Poisoning Prevention Projects_State and Local Childhood Lead Poisoning Prevention and Surveillance of Blood Lead Levels in Children	93.197	-	123,296	-	-	-	-	-	-	-	**123,296**	-
Total for 93.197		**-**	**123,296**	-	-	-	-	-	-	-	**123,296**	-
Pass Through Centers for Disease Control and Prevention -Epidemiology and Laboratory Capacity for Infectious Diseases (ELC) - Contract No.: HD # 16084	93.323	393,852	-	-	-	-	-	-	-	-	**393,852**	-
Pass Through Centers for Disease Control and Prevention -Epidemiology and Laboratory Capacity for Infectious Diseases (ELC) - Contract No.: HD# 15757	93.323	59,930	-	-	-	-	-	-	-	-	**59,930**	-
Total for 93.323		**453,782**	-	-	-	-	-	-	-	-	**453,782**	-

Commission for the Las Vegas Centennia

	CFDA Number	UNR	UNLV	DRI	NSC	CSN	GBC	TMCC	WNC	SYSTEM	Total	Sub Recipient
Pass Through Centers for Disease Control and Prevention -Partnerships to Improve Community Health (2014) - Contract No.: 6-PICH-SA-15-023-A04	93.331	-	237,885	-	-	-	-	-	-	-	**237,885**	-
Total for 93.331		**-**	**237,885**	-	-	-	-	-	-	-	**237,885**	-
Pass Through Substance Abuse and Mental Health Services Administration -Behavioral Risk Factor Surveillance System - Contract No.: WO 4456	93.336	35,891	-	-	-	-	-	-	-	-	**35,891**	-
Total for 93.336		**35,891**	-	-	-	-	-	-	-	-	**35,891**	-
Pass Through Centers for Disease Control and Prevention -The Affordable Care Act: Building Epidemiology, Laboratory, and Health Information Systems Capacity in the Epidemiology and Laboratory Capacity for Infectious Disease (ELC) and Emerging Infections P	93.521	35,396	-	-	-	-	-	-	-	-	**35,396**	-
Total for 93.521		**35,396**	-	-	-	-	-	-	-	-	**35,396**	-
Pass Through Substance Abuse and Mental Health Services Administration -State Public Health Actions to Prevent and Control Diabetes, Heart Disease, Obesity and Associate Risk Factors and Promote School Health - Contract No.: WO 4456	93.757	11,370	-	-	-	-	-	-	-	-	**11,370**	-
Total for 93.757		**11,370**	-	-	-	-	-	-	-	-	**11,370**	-
Pass Through Centers for Disease Control and Prevention -Preventive Health and Health Services Block Grant funded solely with Prevention and Public Health Funds (PPHF) - Contract No.: WO 4332	93.758	1,909	-	-	-	-	-	-	-	-	**1,909**	-
Total for 93.758		**1,909**	-	-	-	-	-	-	-	-	**1,909**	-
Pass Through Centers for Disease Control and Prevention -Epidemiology and Laboratory Capacity for Infectious Diseases (ELC) - Contract No.: HD 14908	93.815	132,392	-	-	-	-	-	-	-	-	**132,392**	-
Pass Through Centers for Disease Control and Prevention -Epidemiology and Laboratory Capacity for Infectious Diseases (ELC) - Contract No.: HD 14907	93.815	11,542	-	-	-	-	-	-	-	-	**11,542**	-
Total for 93.815		**143,934**	-	-	-	-	-	-	-	-	**143,934**	-
Total for Centers For Disease Control And Prevention		**2,095,768**	**361,181**	-	-	-	-	-	-	-	**2,456,949**	-

Centers For Medicare And Medicaid Services

Commission for the Las Vegas Centennia

	CFDA Number	UNR	UNLV	DRI	NSC	CSN	GBC	TMCC	WNC	SYSTEM	Total	Sub Recipient
Pass Through Department of Health and Human Services -State Planning and Establishment Grants for the Affordable Care Act (ACA)'s Exchanges - Contract No.: N/A	93.525	-	12,112	-	-	-	-	-	-	-	**12,112**	-
Total for 93.525		**-**	**12,112**	-	-	-	-	-	-	-	**12,112**	-
Total for Centers For Medicare And Medicaid Services		-	**12,112**	-	-	-	-	-	-	-	**12,112**	-
Department of Health and Human Services												
Pass Through Administration for Community Living -Alzheimer's Disease Initiative: Specialized Supportive Servcies Project (ADI-SSS) thru Prevention and Public Health Funds (PPHF) - Contract No.: 16-007-93-A1X-17	93.763	13,654	-	-	-	-	-	-	-	-	**13,654**	-
Pass Through Administration for Community Living -Alzheimer's Disease Initiative: Specialized Supportive Servcies Project (ADI-SSS) thru Prevention and Public Health Funds (PPHF) - Contract No.: 16-007-93-A2X-17	93.763	37,000	-	-	-	-	-	-	-	-	**37,000**	-
Pass Through Department of Health and Human Services -Alzheimer's Disease Initiative: Specialized Supportive Servcies Project (ADI-SSS) thru Prevention and Public Health Funds (PPHF) - Contract No.: 18-058-93-A2X-18	93.763	3,049	-	-	-	-	-	-	-	-	**3,049**	-
Total for 93.763		**53,703**	-	-	-	-	-	-	-	-	**53,703**	-
Total for Department of Health and Human Services		**53,703**	-	-	-	-	-	-	-	-	**53,703**	-
Department of Health and Human Services Centers for Disease Control and Prevention												
Pass Through Centers for Disease Control and Prevention -Early Hearing Detection and Intervention Information System (EHDI-IS) Surveillance - Contract No.: WO 4270	93.314	5,254	-	-	-	-	-	-	-	-	**5,254**	-
Pass Through Centers for Disease Control and Prevention -Early Hearing Detection and Intervention Information System (EHDI-IS) Surveillance - Contract No.: WO 4631	93.314	5,189	-	-	-	-	-	-	-	-	**5,189**	-
Total for 93.314		**10,443**	-	-	-	-	-	-	-	-	**10,443**	-
Pass Through Substance Abuse and Mental Health Services Administration -Cancer Prevention and Control Programs for State, Territorial and Tribal Organizations financed in part by Prevention and Public Health Funds - Contract No.: WO 4456	93.752	908	-	-	-	-	-	-	-	-	**908**	-
Total for 93.752		**908**	-	-	-	-	-	-	-	-	**908**	-

Commission for the Las Vegas Centennia

	CFDA Number	UNR	UNLV	DRI	NSC	CSN	GBC	TMCC	WNC	SYSTEM	Total	Sub Recipient
Total for Department of Health and Human Services Centers for Disease Control and Prevention		**11,350**	-	-	-	-	-	-	-	-	**11,350**	-
Department of Health and Human Services Substance Abuse and Mental Health Services Administration												
Pass Through Substance Abuse and Mental Health Services Administration -Opioid STR - Contract No.: 1365-70068/TO# Z-02	93.788	(1,914)	-	-	-	-	-	-	-	-	**(1,914)**	-
Pass Through Substance Abuse and Mental Health Services Administration -Opioid STR - Contract No.: 1365-70068/Task Order CC	93.788	31,450	-	-	-	-	-	-	-	-	**31,450**	-
Pass Through Substance Abuse and Mental Health Services Administration -Opioid STR - Contract No.: HD 16520	93.788	85,056	-	-	-	-	-	-	-	-	**85,056**	-
Pass Through Substance Abuse and Mental Health Services Administration -Opioid STR - Contract No.: TO#AA/1365-70068	93.788	14,458	-	-	-	-	-	-	-	-	**14,458**	-
Pass Through Substance Abuse and Mental Health Services Administration -Opioid STR - Contract No.: Work Order # 4590	93.788	149,986	-	-	-	-	-	-	-	-	**149,986**	-
Pass Through Substance Abuse and Mental Health Services Administration -Opioid STR - Contract No.: 16201	93.788	769,918	-	-	-	-	-	-	-	-	**769,918**	-
Total for 93.788		**1,048,954**	-	-	-	-	-	-	-	-	**1,048,954**	-
Total for Department of Health and Human Services Substance Abuse and Mental Health Services Administration		**1,048,954**	-	-	-	-	-	-	-	-	**1,048,954**	-
Food And Drug Administration												
Direct -Food and Drug Administration_Research	93.103	364,305	-	-	-	-	-	-	-	-	**364,305**	-
Pass Through Food and Drug Administration - Food and Drug Administration_Research - Contract No.: FSMA 1610-12	93.103	107,751	-	-	-	-	-	-	-	-	**107,751**	-
Total for 93.103		**472,056**	-	-	-	-	-	-	-	-	**472,056**	-
Total for Food And Drug Administration		**472,056**	-	-	-	-	-	-	-	-	**472,056**	-
Health Resources And Services Administration												
Direct -Area Health Education Centers Point of Service Maintenance and Enhancement Awards	93.107	66,000	-	-	-	-	-	-	-	-	**66,000**	-
Direct -Area Health Education Centers Point of Service Maintenance and Enhancement Awards	93.107	251,546	-	-	-	-	-	-	-	-	**251,546**	-
Total for 93.107		**317,546**	-	-	-	-	-	-	-	-	**317,546**	-
Direct -Maternal and Child Health Federal Consolidated Programs	93.110	30,796	-	-	-	-	-	-	-	-	**30,796**	-

Commission for the Las Vegas Centennia

	CFDA Number	UNR	UNLV	DRI	NSC	CSN	GBC	TMCC	WNC	SYSTEM	Total	Sub Recipient
Pass Through Department of Health and Human Services -Maternal and Child Health Federal Consolidated Programs - Contract No.: 51118026	93.110	-	3,391	-	-	-	-	-	-	-	**3,391**	-
Total for 93.110		**30,796**	**3,391**	-	-	-	-	-	-	-	**34,187**	-
Pass Through Health Resources and Services Administration -AIDS Education and Training Centers - Contract No.: 9055SC	93.145	12,397	-	-	-	-	-	-	-	-	**12,397**	-
Pass Through Health Resources and Services Administration -AIDS Education and Training Centers - Contract No.: 9055sc Amendment No. 2	93.145	163,316	-	-	-	-	-	-	-	-	**163,316**	-
Total for 93.145		**175,713**	-	-	-	-	-	-	-	-	**175,713**	-
Direct -Coordinated Services and Access to Research for Women, Infants, Children, and Youth	93.153	-	68,131	-	-	-	-	-	-	-	**68,131**	-
Direct -Coordinated Services and Access to Research for Women, Infants, Children, and Youth	93.153	-	100,688	-	-	-	-	-	-	-	**100,688**	-
Total for 93.153		**-**	**168,819**	-	-	-	-	-	-	-	**168,819**	-
Pass Through Health Resources and Services Administration -Rural Health Research Centers - Contract No.: OSP-1600845	93.155	(34,900)	-	-	-	-	-	-	-	-	**(34,900)**	-
Total for 93.155		**(34,900)**	-	-	-	-	-	-	-	-	**(34,900)**	-
Direct -Grants to States for Loan Repayment Program	93.165	173,200	-	-	-	-	-	-	-	-	**173,200**	-
Direct -Grants to States for Loan Repayment Program	93.165	26,800	-	-	-	-	-	-	-	-	**26,800**	-
Total for 93.165		**200,000**	-	-	-	-	-	-	-	-	**200,000**	-
Direct -State Rural Hospital Flexibility Program	93.241	226,866	-	-	-	-	-	-	-	-	**226,866**	-
Total for 93.241		**226,866**	-	-	-	-	-	-	-	-	**226,866**	-
Pass Through Centers for Disease Control and Prevention -Universal Newborn Hearing Screening - Contract No.: WO 4631	93.251	2,594	-	-	-	-	-	-	-	-	**2,594**	-
Total for 93.251		**2,594**	-	-	-	-	-	-	-	-	**2,594**	-
Direct -Grants for Education, Prevention, and Early Detection of Radiogenic Cancers and Diseases	93.257	5,557	-	-	-	-	-	-	-	-	**5,557**	-
Direct -Grants for Education, Prevention, and Early Detection of Radiogenic Cancers and Diseases	93.257	-	123,485	-	-	-	-	-	-	-	**123,485**	-
Total for 93.257		**5,557**	**123,485**	-	-	-	-	-	-	-	**129,042**	-

Commission for the Las Vegas Centennia

	CFDA Number	UNR	UNLV	DRI	NSC	CSN	GBC	TMCC	WNC	SYSTEM	Total	Sub Recipient
Direct -Small Rural Hospital Improvement Grant Program	93.301	116,450	-	-	-	-	-	-	-	-	**116,450**	-
Total for 93.301		**116,450**	-	-	-	-	-	-	-	-	116,450	-
Pass Through Health Resources and Services Administration -Affordable Care Act Public Health Training Centers Pgrm, Resources Development and Academic Support to the Public Health Trng Centers Program and Public Health Infrastructure and Systems Support -	93.516	115,624	-	-	-	-	-	-	-	-	**115,624**	-
Total for 93.516		**115,624**	-	-	-	-	-	-	-	-	115,624	-
Pass Through Health Resources and Services Administration -Mental and Behavioral Health Education and Training Grants - Contract No.: OSP-1701282	93.732	23,562	-	-	-	-	-	-	-	-	**23,562**	-
Total for 93.732		**23,562**	-	-	-	-	-	-	-	-	23,562	-
Pass Through Centers for Medicare and Medicaid Services -Section 223 Demonstration Programs to Improve Community Mental Health Services - Contract No.: WO#4479	93.829	14,638	-	-	-	-	-	-	-	-	**14,638**	-
Total for 93.829		**14,638**	-	-	-	-	-	-	-	-	14,638	-
Direct -Rural Health Care Services Outreach, Rural Health Network Development and Small Health Care Provider Quality Improvement Program	93.912	176,937	-	-	-	-	-	-	-	-	**176,937**	-
Total for 93.912		**176,937**	-	-	-	-	-	-	-	-	176,937	-
Direct -Grants to States for Operation of Offices of Rural Health	93.913	179,861	-	-	-	-	-	-	-	-	**179,861**	-
Direct -Grants to States for Operation of Offices of Rural Health	93.913	8,939	-	-	-	-	-	-	-	-	**8,939**	-
Total for 93.913		**188,800**	-	-	-	-	-	-	-	-	188,800	-
Pass Through Health Resources and Services Administration -HIV Care Formula Grants - Contract No.: WO 4499	93.917	35,021	-	-	-	-	-	-	-	-	**35,021**	-
Pass Through Health Resources and Services Administration -HIV Care Formula Grants - Contract No.: WO 4673	93.917	6,800	-	-	-	-	-	-	-	-	**6,800**	-
Total for 93.917		**41,821**	-	-	-	-	-	-	-	-	41,821	-
Pass Through Department of Health and Human Services -Healthy Start Initiative - Contract No.: SNHD-1-6HSI-15-037	93.926	-	58,378	-	-	-	-	-	-	-	**58,378**	-
Total for 93.926		**-**	**58,378**	-	-	-	-	-	-	-	58,378	-

The Accompanying Notes to the Schedule of Expenditures of Federal Awards are an integral part of this schedule.

Commission for the Las Vegas Centennia

	CFDA Number	UNR	UNLV	DRI	NSC	CSN	GBC	TMCC	WNC	SYSTEM	Total	Sub Recipient
	93.994	21,879	-	-	-	-	-	-	-	-	**21,879**	-
	93.994	92,178	-	-	-	-	-	-	-	-	**92,178**	-
	93.994	10,947	-	-	-	-	-	-	-	-	**10,947**	-
	93.994	908	-	-	-	-	-	-	-	-	**908**	-
Total for 93.994		**125,911**	-	-	-	-	-	-	-	-	125,911	-
Total for Health Resources And Services Administration		**1,727,916**	**354,073**	-	-	-	-	-	-	-	**2,081,989**	-
National Institutes Of Health												
Pass Through Substance Abuse and Mental Health Services Administration -National State Based Tobacco Control Programs - Contract No.: WO 4456	93.305	908	-	-	-	-	-	-	-	-	**908**	-
Total for 93.305		**908**	-	-	-	-	-	-	-	-	908	-
Direct -Vision Research	93.867	4,573	-	-	-	-	-	-	-	-	**4,573**	-
Direct -Vision Research	93.867	54,138	-	-	-	-	-	-	-	-	**54,138**	-
Total for 93.867		**58,711**	-	-	-	-	-	-	-	-	58,711	-
Pass Through Health Resources and Services Administration -Vision Research - Contract No.: 16198 and 16265	93.870	62,657	-	-	-	-	-	-	-	-	**62,657**	-
Total for 93.870		**62,657**	-	-	-	-	-	-	-	-	62,657	-
Pass Through National Institutes of Health - Medical Library Assistance - Contract No.: 5415 P UA94	93.879	4,308	-	-	-	-	-	-	-	-	**4,308**	-
Pass Through National Institutes of Health - Medical Library Assistance - Contract No.: 5415-G-UA005	93.879	19,975	-	-	-	-	-	-	-	-	**19,975**	-
Total for 93.879		**24,283**	-	-	-	-	-	-	-	-	24,283	-
Total for National Institutes Of Health		**146,559**	-	-	-	-	-	-	-	-	146,559	-
Office Of Population Affairs												
Pass Through Department of Health and Human Services -Family Planning_Services - Contract No.: SNHD-1-TPP-SA-16-074	93.217	-	33,206	-	-	-	-	-	-	-	**33,206**	-
Pass Through Department of Health and Human Services -Family Planning_Services - Contract No.: SNHD-1-TPPB-SA-16074	93.217	-	3,038	-	-	-	-	-	-	-	**3,038**	-
Total for 93.217		**-**	**36,244**	-	-	-	-	-	-	-	36,244	-
Total for Office Of Population Affairs		-	**36,244**	-	-	-	-	-	-	-	36,244	-

The Accompanying Notes to the Schedule of Expenditures of Federal Awards are an integral part of this schedule.

Commission for the Las Vegas Centennia

	CFDA Number	UNR	UNLV	DRI	NSC	CSN	GBC	TMCC	WNC	SYSTEM	Total	Sub Recipient
Substance Abuse And Mental Health Services Administration												
Pass Through Substance Abuse and Mental Health Services Administration -Comprehensive Community Mental Health Services for Children with Serious Emotional Disturbances (SED) - Contract No.: SOC-3646-FY18-KR09	93.104	99,534	-	-	-	-	-	-	-	-	**99,534**	-
Pass Through Substance Abuse and Mental Health Services Administration -Comprehensive Community Mental Health Services for Children with Serious Emotional Disturbances (SED) - Contract No.: SOC-3646-FY 17-KR11	93.104	97,022	-	-	-	-	-	-	-	-	**97,022**	-
Pass Through Substance Abuse and Mental Health Services Administration -Comprehensive Community Mental Health Services for Children with Serious Emotional Disturbances (SED) - Contract No.: WO 4625	93.104	6,009	-	-	-	-	-	-	-	-	**6,009**	-
Pass Through Substance Abuse and Mental Health Services Administration -Comprehensive Community Mental Health Services for Children with Serious Emotional Disturbances (SED) - Contract No.: SOC-3646-FY18-KR18	93.104	17,893	-	-	-	-	-	-	-	-	**17,893**	-
Total for 93.104		**220,458**	-	-	-	-	-	-	-	-	220,458	-
Direct -Substance Abuse and Mental Health Services_Projects of Regional and National Significance	93.243	331,500	-	-	-	-	-	-	-	-	**331,500**	-
Direct -Substance Abuse and Mental Health Services_Projects of Regional and National Significance	93.243	261,159	-	-	-	-	-	-	-	-	**261,159**	-
Direct -Substance Abuse and Mental Health Services_Projects of Regional and National Significance	93.243	199,770	-	-	-	-	-	-	-	-	**199,770**	-
Pass Through Centers for Disease Control and Prevention -Substance Abuse and Mental Health Services_Projects of Regional and National Significance - Contract No.: WO 4332	93.243	197,541	-	-	-	-	-	-	-	-	**197,541**	-
Pass Through Substance Abuse and Mental Health Services Administration -Substance Abuse and Mental Health Services_Projects of Regional and National Significance - Contract No.: Work Order # 4567	93.243	10,261	-	-	-	-	-	-	-	-	**10,261**	-
Pass Through Substance Abuse and Mental Health Services Administration -Substance Abuse and Mental Health Services_Projects of Regional and National Significance - Contract No.: UND10598	93.243	273,809	-	-	-	-	-	-	-	-	**273,809**	-

Commission for the Las Vegas Centennia

	CFDA Number	UNR	UNLV	DRI	NSC	CSN	GBC	TMCC	WNC	SYSTEM	Total	Sub Recipient
Pass Through Substance Abuse and Mental Health Services Administration -Substance Abuse and Mental Health Services_Projects of Regional and National Significance - Contract No.: SP-1800049	93.243	21,513	-	-	-	-	-	-	-	-	**21,513**	-
Pass Through Substance Abuse and Mental Health Services Administration -Substance Abuse and Mental Health Services_Projects of Regional and National Significance - Contract No.: SBIRT-MOA-2017-02	93.243	14,301	-	-	-	-	-	-	-	-	**14,301**	-
Pass Through Substance Abuse and Mental Health Services Administration -Substance Abuse and Mental Health Services_Projects of Regional and National Significance - Contract No.: 40243	93.243	42,598	-	-	-	-	-	-	-	-	**42,598**	-
Pass Through Substance Abuse and Mental Health Services Administration -Substance Abuse and Mental Health Services_Projects of Regional and National Significance - Contract No.: 2000 G VD569	93.243	40,289	-	-	-	-	-	-	-	-	**40,289**	-
Pass Through Substance Abuse and Mental Health Services Administration -Substance Abuse and Mental Health Services_Projects of Regional and National Significance - Contract No.: 18987	93.243	16,011	-	-	-	-	-	-	-	-	**16,011**	-
Pass Through Substance Abuse and Mental Health Services Administration -Substance Abuse and Mental Health Services_Projects of Regional and National Significance - Contract No.: 1365-70068/TO Z	93.243	(2,220)	-	-	-	-	-	-	-	-	**(2,220)**	-
Pass Through Substance Abuse and Mental Health Services Administration -Substance Abuse and Mental Health Services_Projects of Regional and National Significance - Contract No.: 11850	93.243	1,278,462	-	-	-	-	-	-	-	-	**1,278,462**	-
Pass Through Substance Abuse and Mental Health Services Administration -Substance Abuse and Mental Health Services_Projects of Regional and National Significance - Contract No.: 10029147-01	93.243	45,759	-	-	-	-	-	-	-	-	**45,759**	-
Pass Through Substance Abuse and Mental Health Services Administration -Substance Abuse and Mental Health Services_Projects of Regional and National Significance - Contract No.: 0083426/00058011	93.243	372	-	-	-	-	-	-	-	-	**372**	-
Pass Through Substance Abuse and Mental Health Services Administration -Substance Abuse and Mental Health Services_Projects of Regional and National Significance - Contract No.: 0079526/00058085	93.243	18,864	-	-	-	-	-	-	-	-	**18,864**	-

Commission for the Las Vegas Centennia

	CFDA Number	UNR	UNLV	DRI	NSC	CSN	GBC	TMCC	WNC	SYSTEM	Total	Sub Recipient
Pass Through Substance Abuse and Mental Health Services Administration -Substance Abuse and Mental Health Services_Projects of Regional and National Significance - Contract No.: #17233/AMD #2	93.243	185,032	-	-	-	-	-	-	-	-	**185,032**	-
Pass Through Substance Abuse and Mental Health Services Administration -Substance Abuse and Mental Health Services_Projects of Regional and National Significance - Contract No.: 2000 G QF265 AMD#5	93.243	31,207	-	-	-	-	-	-	-	-	**31,207**	-
Pass Through Substance Abuse and Mental Health Services Administration -Substance Abuse and Mental Health Services_Projects of Regional and National Significance - Contract No.: #657A	93.243	24,629	-	-	-	-	-	-	-	-	**24,629**	-
Total for 93.243		**2,990,857**	-	-	-	-	-	-	-	-	**2,990,857**	-
Pass Through Substance Abuse and Mental Health Services Administration -Block Grants for Community Mental Health Services - Contract No.: 1365-70068	93.958	187,069	-	-	-	-	-	-	-	-	**187,069**	-
Pass Through Substance Abuse and Mental Health Services Administration -Block Grants for Community Mental Health Services - Contract No.: 1365-70068/TO#BB	93.958	66,500	-	-	-	-	-	-	-	-	**66,500**	-
Pass Through Substance Abuse and Mental Health Services Administration -Block Grants for Community Mental Health Services - Contract No.: 136570068/TO #Y	93.958	37,040	-	-	-	-	-	-	-	-	**37,040**	-
Pass Through Substance Abuse and Mental Health Services Administration -Block Grants for Community Mental Health Services - Contract No.: 1365-70068/ Task Order DD	93.958	32,038	-	-	-	-	-	-	-	-	**32,038**	-
Pass Through Substance Abuse and Mental Health Services Administration -Block Grants for Community Mental Health Services - Contract No.: 1365-70068 / Task Order II	93.958	27,430	-	-	-	-	-	-	-	-	**27,430**	-
Pass Through Substance Abuse and Mental Health Services Administration -Block Grants for Community Mental Health Services - Contract No.: 1365-70068 / Task Order FF	93.958	105,326	-	-	-	-	-	-	-	-	**105,326**	-
Pass Through Substance Abuse and Mental Health Services Administration -Block Grants for Community Mental Health Services - Contract No.: 1365-70068 / Task Order HH	93.958	17,038	-	-	-	-	-	-	-	-	**17,038**	-
Total for 93.958		**472,441**	-	-	-	-	-	-	-	-	**472,441**	-
	93.959	29,476	-	-	-	-	-	-	-	-	**29,476**	-
	93.959	9,363	-	-	-	-	-	-	-	-	**9,363**	-

The Accompanying Notes to the Schedule of Expenditures of Federal Awards are an integral part of this schedule.

Commission for the Las Vegas Centennia

	CFDA Number	UNR	UNLV	DRI	NSC	CSN	GBC	TMCC	WNC	SYSTEM	Total	Sub Recipient
	93.959	40,068	-	-	-	-	-	-	-	-	**40,068**	-
	93.959	1,307	-	-	-	-	-	-	-	-	**1,307**	-
	93.959	639,404	-	-	-	-	-	-	-	-	**639,404**	-
Pass Through Substance Abuse and Mental Health Services Administration -Block Grants for Prevention and Treatment of Substance Abuse - Contract No.: WO# 4442	93.959	255,835	-	-	-	-	-	-	-	-	**255,835**	-
Pass Through Substance Abuse and Mental Health Services Administration -Block Grants for Prevention and Treatment of Substance Abuse - Contract No.: WO 4456	93.959	27,556	-	-	-	-	-	-	-	-	**27,556**	-
Pass Through Substance Abuse and Mental Health Services Administration -Block Grants for Prevention and Treatment of Substance Abuse - Contract No.: 156362	93.959	168,123	-	-	-	-	-	-	-	-	**168,123**	-
Pass Through Substance Abuse and Mental Health Services Administration -Block Grants for Prevention and Treatment of Substance Abuse - Contract No.: 1365-70068/TO Z	93.959	7,822	-	-	-	-	-	-	-	-	**7,822**	-
Total for 93.959		**1,178,954**	-	-	-	-	-	-	-	-	1,178,954	-
Total for Substance Abuse And Mental Health Services Administration		**4,862,710**	-	-	-	-	-	-	-	-	4,862,710	-
Total for Department Of Health And Human Services		**14,699,641**	**1,777,790**	-	-	-	-	-	-	-	16,477,431	425,806
Corporation For National And Community Service												
Corporation For National And Community Service												
	94.002	85,682	-	-	-	-	-	-	-	-	**85,682**	-
	94.002	19,050	-	-	-	-	-	-	-	-	**19,050**	-
Total for 94.002		**104,732**	-	-	-	-	-	-	-	-	104,732	-
Pass Through Corporation for National and Community Service -AmeriCorps - Contract No.: 14NDHDC003	94.006	-	9,628	-	-	-	-	-	-	-	**9,628**	-
Total for 94.006		**-**	**9,628**	-	-	-	-	-	-	-	9,628	-
Total for Corporation For National And Community Service		**104,732**	**9,628**	-	-	-	-	-	-	-	114,360	-
Total for Corporation For National And Community Service		**104,732**	**9,628**	-	-	-	-	-	-	-	114,360	-
Department Of Homeland Security												
Department Of Homeland Security												

Commission for the Las Vegas Centennia

	CFDA Number	UNR	UNLV	DRI	NSC	CSN	GBC	TMCC	WNC	SYSTEM	Total	Sub Recipient
Direct -Department of Homeland Security	97.000	-	12,050	-	-	-	-	-	-	-	**12,050**	-
Direct -Department of Homeland Security	97.000	-	22,369	-	-	-	-	-	-	-	**22,369**	-
Total for 97.000		**-**	**34,419**	-	-	-	-	-	-	-	**34,419**	-
	97.047	76,136	-	-	-	-	-	-	-	-	**76,136**	-
	97.047	29,407	-	-	-	-	-	-	-	-	**29,407**	-
	97.047	9,000	-	-	-	-	-	-	-	-	**9,000**	-
Total for 97.047		**114,543**	-	-	-	-	-	-	-	-	**114,543**	-
	97.065	38,917	-	-	-	-	-	-	-	-	**38,917**	-
Total for 97.065		**38,917**	-	-	-	-	-	-	-	-	**38,917**	-
Total for Department Of Homeland Security		**153,460**	**34,419**	-	-	-	-	-	-	-	**187,879**	-
Total for Department Of Homeland Security		**153,460**	**34,419**	-	-	-	-	-	-	-	**187,879**	-
Other Federal Assistance		**27,156,395**	**12,892,612**	**292,257**	**77,672**	**3,309,908**	**1,368,150**	**3,108,270**	**1,904,397**	**116,929**	**50,226,589**	**650,596**

The Accompanying Notes to the Schedule of Expenditures of Federal Awards are an integral part of this schedule.

Commission for the Las Vegas Centennia

	CFDA Number	UNR	UNLV	DRI	NSC	CSN	GBC	TMCC	WNC	SYSTEM	Total	Sub Recipient
Research And Development Cluster												
		43,046	-	-	-	-	-	-	-	-	**43,046**	-
Total for		**43,046**	-	-	-	-	-	-	-	-	**43,046**	-
Total for		**43,046**	-	-	-	-	-	-	-	-	**43,046**	-
Total for		**43,046**	-	-	-	-	-	-	-	-	**43,046**	-
Department Of Agriculture												
Agricultural Marketing Service												
Pass Through Agricultural Marketing Service - Specialty Crop Block Grant Program - Farm Bill - Contract No.: SCBG 1710-04	10.170	13,163	-	-	-	-	-	-	-	-	**13,163**	-
Pass Through Agricultural Marketing Service - Specialty Crop Block Grant Program - Farm Bill - Contract No.: SCB 1710-06	10.170	11,103	-	-	-	-	-	-	-	-	**11,103**	-
Pass Through Agricultural Marketing Service - Specialty Crop Block Grant Program - Farm Bill - Contract No.: SCB 1810-07	10.170	2,394	-	-	-	-	-	-	-	-	**2,394**	-
Pass Through Agricultural Marketing Service - Specialty Crop Block Grant Program - Farm Bill - Contract No.: SCB 1710-05	10.170	685	-	-	-	-	-	-	-	-	**685**	-
Pass Through Agricultural Marketing Service - Specialty Crop Block Grant Program - Farm Bill - Contract No.: SCB-1510-13	10.170	9,187	-	-	-	-	-	-	-	-	**9,187**	-
Pass Through Department of Agriculture - Specialty Crop Block Grant Program - Farm Bill - Contract No.: SCB 1810-03	10.170	7,177	-	-	-	-	-	-	-	-	**7,177**	-
Total for 10.170		**43,709**	-	-	-	-	-	-	-	-	**43,709**	-
Total for Agricultural Marketing Service		**43,709**	-	-	-	-	-	-	-	-	**43,709**	-
Agricultural Research Service												
Direct -Agricultural Research_Basic and Applied Research	10.001	2,649	-	-	-	-	-	-	-	-	**2,649**	-
Direct -Agricultural Research_Basic and Applied Research	10.001	8,658	-	-	-	-	-	-	-	-	**8,658**	-
Direct -Agricultural Research_Basic and Applied Research	10.001	9,774	-	-	-	-	-	-	-	-	**9,774**	-
Direct -Agricultural Research_Basic and Applied Research	10.001	4,262	-	-	-	-	-	-	-	-	**4,262**	-
Direct -Agricultural Research_Basic and Applied Research	10.001	27,967	-	-	-	-	-	-	-	-	**27,967**	-

Commission for the Las Vegas Centennia

	CFDA Number	UNR	UNLV	DRI	NSC	CSN	GBC	TMCC	WNC	SYSTEM	Total	Sub Recipient
Direct -Agricultural Research_Basic and Applied Research	10.001	2,269	-	-	-	-	-	-	-	-	**2,269**	-
Direct -Agricultural Research_Basic and Applied Research	10.001	13,616	-	-	-	-	-	-	-	-	**13,616**	-
Direct -Agricultural Research_Basic and Applied Research	10.001	52,568	-	-	-	-	-	-	-	-	**52,568**	-
Direct -Agricultural Research_Basic and Applied Research	10.001	131,781	-	-	-	-	-	-	-	-	**131,781**	-
Direct -Agricultural Research_Basic and Applied Research	10.001	37,056	-	-	-	-	-	-	-	-	**37,056**	-
Direct -Agricultural Research_Basic and Applied Research	10.001	10,217	-	-	-	-	-	-	-	-	**10,217**	-
Direct -Agricultural Research_Basic and Applied Research	10.001	134,966	-	-	-	-	-	-	-	-	**134,966**	-
Direct -Agricultural Research_Basic and Applied Research	10.001	42,134	-	-	-	-	-	-	-	-	**42,134**	-
Direct -Agricultural Research_Basic and Applied Research	10.001	-	-	32,129	-	-	-	-	-	-	**32,129**	-
Direct -Agricultural Research_Basic and Applied Research	10.001	-	-	18,516	-	-	-	-	-	-	**18,516**	-
Direct -Agricultural Research_Basic and Applied Research	10.001	9,999	-	-	-	-	-	-	-	-	**9,999**	-
Direct -Agricultural Research_Basic and Applied Research	10.001	34,991	-	-	-	-	-	-	-	-	**34,991**	-
Total for 10.001		**522,907**	-	**50,645**	-	-	-	-	-	-	573,552	-
Total for Agricultural Research Service		**522,907**	-	**50,645**	-	-	-	-	-	-	573,552	-
CONTRACT - DEPT OF AGRICULTURE												
Direct -Contract - Dept of Agriculture	10.000	-	-	9,046	-	-	-	-	-	-	**9,046**	-
Direct -Contract - Dept of Agriculture	10.000	-	-	8,730	-	-	-	-	-	-	**8,730**	-
Direct -Contract - Dept of Agriculture	10.000	-	-	67,233	-	-	-	-	-	-	**67,233**	-
Direct -Contract - Dept of Agriculture	10.000	-	-	51,258	-	-	-	-	-	-	**51,258**	-
Direct -Contract - Dept of Agriculture	10.000	-	-	11,223	-	-	-	-	-	-	**11,223**	-
Direct -Contract - Dept of Agriculture	10.000	-	-	19,365	-	-	-	-	-	-	**19,365**	-
Direct -Contract - Dept of Agriculture	10.000	-	-	1,220	-	-	-	-	-	-	**1,220**	-
Direct -Contract - Dept of Agriculture	10.000	-	1,396,659	-	-	-	-	-	-	-	**1,396,659**	-
Direct -Contract - Dept of Agriculture	10.000	49,880	-	-	-	-	-	-	-	-	**49,880**	-
Direct -Contract - Dept of Agriculture	10.000	-	20,868	-	-	-	-	-	-	-	**20,868**	-

Commission for the Las Vegas Centennia

	CFDA Number	UNR	UNLV	DRI	NSC	CSN	GBC	TMCC	WNC	SYSTEM	Total	Sub Recipient
Direct -Contract - Dept of Agriculture	10.000	-	-	62,940	-	-	-	-	-	-	**62,940**	-
Direct -Contract - Dept of Agriculture	10.000	-	-	9,641	-	-	-	-	-	-	**9,641**	-
Direct -Contract - Dept of Agriculture	10.000	-	-	386	-	-	-	-	-	-	**386**	-
Direct -Contract - Dept of Agriculture	10.000	-	-	75,000	-	-	-	-	-	-	**75,000**	-
Direct -Contract - Dept of Agriculture	10.000	8,670	-	-	-	-	-	-	-	-	**8,670**	-
Direct -Contract - Dept of Agriculture	10.000	6,654	-	-	-	-	-	-	-	-	**6,654**	-
Direct -Contract - Dept of Agriculture	10.000	61,575	-	-	-	-	-	-	-	-	**61,575**	-
Direct -Contract - Dept of Agriculture	10.000	-	2,669	-	-	-	-	-	-	-	**2,669**	-
Direct -Contract - Dept of Agriculture	10.000	-	5,067	-	-	-	-	-	-	-	**5,067**	-
Direct -Contract - Dept of Agriculture	10.000	3,823	-	-	-	-	-	-	-	-	**3,823**	-
Direct -Contract - Dept of Agriculture	10.000	-	-	19,135	-	-	-	-	-	-	**19,135**	-
Direct -Contract - Dept of Agriculture	10.000	-	-	11,266	-	-	-	-	-	-	**11,266**	-
Direct -Contract - Dept of Agriculture	10.000	54,014	-	-	-	-	-	-	-	-	**54,014**	-
Direct -Contract - Dept of Agriculture	10.000	2,204	-	-	-	-	-	-	-	-	**2,204**	-
Direct -Contract - Dept of Agriculture	10.000	40,443	-	-	-	-	-	-	-	-	**40,443**	-
Direct -Contract - Dept of Agriculture	10.000	-	-	48,375	-	-	-	-	-	-	**48,375**	-
Direct -Contract - Dept of Agriculture	10.000	-	-	5,845	-	-	-	-	-	-	**5,845**	-
Direct -Contract - Dept of Agriculture	10.000	70,583	-	-	-	-	-	-	-	-	**70,583**	-
Direct -Contract - Dept of Agriculture	10.000	17,449	-	-	-	-	-	-	-	-	**17,449**	-
Direct -Contract - Dept of Agriculture	10.000	-	-	14,480	-	-	-	-	-	-	**14,480**	-
Direct -Contract - Dept of Agriculture	10.000	-	-	5,002	-	-	-	-	-	-	**5,002**	-
Direct -Contract - Dept of Agriculture	10.000	4,847	-	-	-	-	-	-	-	-	**4,847**	-
Direct -Contract - Dept of Agriculture	10.000	-	122,558	-	-	-	-	-	-	-	**122,558**	-
Direct -Contract - Dept of Agriculture	10.000	20,758	-	-	-	-	-	-	-	-	**20,758**	-
Pass Through Department of Agriculture - Contract - Dept of Agriculture - Contract No.: ED1723	10.000	-	15,761	-	-	-	-	-	-	-	**15,761**	-
Pass Through Forest Service -Contract - Dept of Agriculture - Contract No.: AWD-06-00000319	10.000	-	-	10,537	-	-	-	-	-	-	**10,537**	-
Direct -Contract - Dept of Agriculture	10.000	-	-	-	-	-	-	-	-	-	**-**	35,008
Total for 10.000		**340,900**	**1,563,582**	**430,682**	-	-	-	-	-	-	**2,335,164**	**35,008**

The Accompanying Notes to the Schedule of Expenditures of Federal Awards are an integral part of this schedule.

Commission for the Las Vegas Centennia

	CFDA Number	UNR	UNLV	DRI	NSC	CSN	GBC	TMCC	WNC	SYSTEM	Total	Sub Recipient
Total for CONTRACT - DEPT OF AGRICULTURE		**340,900**	**1,563,582**	**430,682**	-	-	-	-	-	-	**2,335,164**	**35,008**
Forest Service												
Direct -Forestry Research	10.652	11,963	-	-	-	-	-	-	-	-	**11,963**	-
Direct -Forestry Research	10.652	2,881	-	-	-	-	-	-	-	-	**2,881**	-
Direct -Forestry Research	10.652	56,642	-	-	-	-	-	-	-	-	**56,642**	-
Pass Through Forest Service -Forestry Research - Contract No.: 17-CS-11132543-040	10.652	255	-	-	-	-	-	-	-	-	**255**	-
Total for 10.652		**71,741**	-	-	-	-	-	-	-	-	71,741	-
Pass Through Department of Agriculture - Cooperative Forestry Assistance - Contract No.: USDA/UF/17/05	10.664	-	1,114	-	-	-	-	-	-	-	**1,114**	-
Pass Through Department of Agriculture - Cooperative Forestry Assistance - Contract No.: USDA/UF/17/07	10.664	-	-	-	-	24,875	-	-	-	-	**24,875**	-
Pass Through Forest Service -Cooperative Forestry Assistance - Contract No.: UF/15/01	10.664	-	-	7,990	-	-	-	-	-	-	**7,990**	-
Total for 10.664		**-**	**1,114**	**7,990**	-	**24,875**	-	-	-	-	33,979	-
Pass Through Forest Service -Forest Products Lab: Technology Marketing Unit (TMU) - Contract No.: 1700113	10.674	5,309	-	-	-	-	-	-	-	-	**5,309**	-
Total for 10.674		**5,309**	-	-	-	-	-	-	-	-	5,309	-
Pass Through Department of Agriculture - Recovery Act of 2009: Wildland Fire Management - Contract No.: 8972	10.688	-	12,254	-	-	-	-	-	-	-	**12,254**	-
Total for 10.688		**-**	**12,254**	-	-	-	-	-	-	-	12,254	-
Pass Through Forest Service -Good Neighbor Authority - Contract No.: UNR-003	10.691	503	-	-	-	-	-	-	-	-	**503**	-
Total for 10.691		**503**	-	-	-	-	-	-	-	-	503	-
Total for Forest Service		**77,553**	**13,368**	**7,990**	-	**24,875**	-	-	-	-	123,786	-
National Institute Of Food And Agriculture												
Pass Through National Institute of Food and Agriculture -Cooperative Forestry Research - Contract No.: 2018-32100-06032	10.202	32,565	-	-	-	-	-	-	-	-	**32,565**	-
Pass Through National Institute of Food and Agriculture -Cooperative Forestry Research - Contract No.: 2017-32100-06032	10.202	100,064	-	-	-	-	-	-	-	-	**100,064**	-
Total for 10.202		**132,629**	-	-	-	-	-	-	-	-	132,629	-

The Accompanying Notes to the Schedule of Expenditures of Federal Awards are an integral part of this schedule.

Commission for the Las Vegas Centennia

	CFDA Number	UNR	UNLV	DRI	NSC	CSN	GBC	TMCC	WNC	SYSTEM	Total	Sub Recipient
Pass Through National Institute of Food and Agriculture -Payments to Agricultural Experiment Stations Under the Hatch Act - Contract No.: 2017-31200-06032	10.203	519,164	-	-	-	-	-	-	-	-	**519,164**	-
Pass Through National Institute of Food and Agriculture -Payments to Agricultural Experiment Stations Under the Hatch Act - Contract No.: 2017-31100-06032	10.203	1,106,593	-	-	-	-	-	-	-	-	**1,106,593**	-
Total for 10.203		**1,625,757**	-	-	-	-	-	-	-	-	**1,625,757**	-
Pass Through National Institute of Food and Agriculture -Animal Health and Disease Research - Contract No.: 20163610006032	10.207	1,607	-	-	-	-	-	-	-	-	**1,607**	-
Pass Through National Institute of Food and Agriculture -Animal Health and Disease Research - Contract No.: 20173610006032	10.207	20,755	-	-	-	-	-	-	-	-	**20,755**	-
Total for 10.207		**22,362**	-	-	-	-	-	-	-	-	**22,362**	-
Pass Through National Institute of Food and Agriculture -Biotechnology Risk Assessment Research - Contract No.: 25-6222-0856-003	10.219	1,772	-	-	-	-	-	-	-	-	**1,772**	-
Total for 10.219		**1,772**	-	-	-	-	-	-	-	-	**1,772**	-
Pass Through National Institute of Food and Agriculture -Organic Agriculture Research and Extension Initiative - Contract No.: 128314_G003755	10.307	789	-	-	-	-	-	-	-	-	**789**	-
Total for 10.307		**789**	-	-	-	-	-	-	-	-	**789**	-
Pass Through Department of Agriculture - Specialty Crop Research Initiative - Contract No.: SCB 1710-01	10.309	-	-	-	-	-	-	-	10,216	-	**10,216**	-
Total for 10.309		**-**	-	-	-	-	-	-	**10,216**	-	**10,216**	-
Direct -Agriculture and Food Research Initiative (AFRI)	10.310	5,868	-	-	-	-	-	-	-	-	**5,868**	-
Direct -Agriculture and Food Research Initiative (AFRI)	10.310	756,742	-	-	-	-	-	-	-	-	**756,742**	-
Direct -Agriculture and Food Research Initiative (AFRI)	10.310	1,487	-	-	-	-	-	-	-	-	**1,487**	-
Direct -Agriculture and Food Research Initiative (AFRI)	10.310	-	21,281	-	-	-	-	-	-	-	**21,281**	-
Direct -Agriculture and Food Research Initiative (AFRI)	10.310	-	29,859	-	-	-	-	-	-	-	**29,859**	-
Direct -Agriculture and Food Research Initiative (AFRI)	10.310	144,851	-	-	-	-	-	-	-	-	**144,851**	-
Direct -Agriculture and Food Research Initiative (AFRI)	10.310	88,886	-	-	-	-	-	-	-	-	**88,886**	-

Commission for the Las Vegas Centennia

	CFDA Number	UNR	UNLV	DRI	NSC	CSN	GBC	TMCC	WNC	SYSTEM	Total	Sub Recipient
Direct -Agriculture and Food Research Initiative (AFRI)	10.310	-	35,948	-	-	-	-	-	-	-	**35,948**	-
Direct -Agriculture and Food Research Initiative (AFRI)	10.310	33,255	-	-	-	-	-	-	-	-	**33,255**	-
Direct -Agriculture and Food Research Initiative (AFRI)	10.310	76,248	-	-	-	-	-	-	-	-	**76,248**	-
Direct -Agriculture and Food Research Initiative (AFRI)	10.310	46,391	-	-	-	-	-	-	-	-	**46,391**	-
Direct -Agriculture and Food Research Initiative (AFRI)	10.310	145,758	-	-	-	-	-	-	-	-	**145,758**	-
Direct -Agriculture and Food Research Initiative (AFRI)	10.310	12,027	-	-	-	-	-	-	-	-	**12,027**	-
Direct -Agriculture and Food Research Initiative (AFRI)	10.310	37,937	-	-	-	-	-	-	-	-	**37,937**	-
Direct -Agriculture and Food Research Initiative (AFRI)	10.310	515	-	-	-	-	-	-	-	-	**515**	-
Direct -Agriculture and Food Research Initiative (AFRI)	10.310	-	-	503,549	-	-	-	-	-	-	**503,549**	-
Direct -Agriculture and Food Research Initiative (AFRI)	10.310	15,732	-	-	-	-	-	-	-	-	**15,732**	-
Direct -Agriculture and Food Research Initiative (AFRI)	10.310	54,505	-	-	-	-	-	-	-	-	**54,505**	-
Pass Through Department of Agriculture - Agriculture and Food Research Initiative (AFRI) - Contract No.: 4700-DRI-USDA-9973	10.310	-	-	67,494	-	-	-	-	-	-	**67,494**	-
Pass Through National Institute of Food and Agriculture -Agriculture and Food Research Initiative (AFRI) - Contract No.: 17-22NF-02	10.310	-	-	-	17,481	-	-	-	-	-	**17,481**	-
Pass Through National Institute of Food and Agriculture -Agriculture and Food Research Initiative (AFRI) - Contract No.: AWD-06-00000260	10.310	-	-	46,841	-	-	-	-	-	-	**46,841**	-
Pass Through National Institute of Food and Agriculture -Agriculture and Food Research Initiative (AFRI) - Contract No.: AWD-06-00000241	10.310	-	-	227,515	-	-	-	-	-	-	**227,515**	-
Direct -Agriculture and Food Research Initiative (AFRI)	10.310	-	-	-	-	-	-	-	-	-	**-**	225,122
Direct -Agriculture and Food Research Initiative (AFRI)	10.310	-	-	-	-	-	-	-	-	-	**-**	136,134
Direct -Agriculture and Food Research Initiative (AFRI)	10.310	-	-	-	-	-	-	-	-	-	**-**	16,967
Direct -Agriculture and Food Research Initiative (AFRI)	10.310	-	-	-	-	-	-	-	-	-	**-**	19,691
Direct -Agriculture and Food Research Initiative (AFRI)	10.310	-	-	-	-	-	-	-	-	-	**-**	102,208

Commission for the Las Vegas Centennia

	CFDA Number	UNR	UNLV	DRI	NSC	CSN	GBC	TMCC	WNC	SYSTEM	Total	Sub Recipient
Direct -Agriculture and Food Research Initiative (AFRI)	10.310	-	-	-	-	-	-	-	-	-	-	218,642
Direct -Agriculture and Food Research Initiative (AFRI)	10.310	-	-	-	-	-	-	-	-	-	-	324,661
Direct -Agriculture and Food Research Initiative (AFRI)	10.310	-	-	-	-	-	-	-	-	-	-	117,620
Direct -Agriculture and Food Research Initiative (AFRI)	10.310	-	-	-	-	-	-	-	-	-	-	11,138
Direct -Agriculture and Food Research Initiative (AFRI)	10.310	-	-	-	-	-	-	-	-	-	-	168,455
Pass Through Colorado State University - Agriculture and Food Research Initiative (AFRI) - Contract No.: AWD-01-00000309	10.310	-	-	-	-	-	-	-	-	-	-	11,512
Pass Through Precision Water Resources Engi - Agriculture and Food Research Initiative (AFRI) - Contract No.: N/A	10.310	-	-	-	-	-	-	-	-	-	-	266,088
Pass Through U.S. Geological Survey, Department of Interior -Agriculture and Food Research Initiative (AFRI) - Contract No.: N/A	10.310	-	-	-	-	-	-	-	-	-	-	172,530
Pass Through Western Michigan University - Agriculture and Food Research Initiative (AFRI) - Contract No.: N/A	10.310	-	-	-	-	-	-	-	-	-	-	73,076
Total for 10.310		**1,420,202**	**87,088**	**845,399**	**17,481**	-	-	-	-	-	**2,370,170**	**1,863,844**
Pass Through Department of Agriculture -Sun Grant Program - Contract No.: AWD-06-00000242	10.320	-	-	29,874	-	-	-	-	-	-	**29,874**	-
Pass Through National Institute of Food and Agriculture -Sun Grant Program - Contract No.: C0473G-A	10.320	107,790	-	-	-	-	-	-	-	-	**107,790**	-
Pass Through National Institute of Food and Agriculture -Sun Grant Program - Contract No.: GR04945 UNR-16-62	10.320	-	-	-	-	-	-	-	-	-	-	53,846
Total for 10.320		**107,790**	-	**29,874**	-	-	-	-	-	-	**137,664**	**53,846**
Total for National Institute Of Food And Agriculture		**3,311,301**	**87,088**	**875,273**	**17,481**	-	-	-	**10,216**	-	**4,301,359**	**1,917,690**
Natural Resources Conservation Service												
Pass Through USDA Rural Development -Soil and Water Conservation - Contract No.: 68-3A75-18-010	10.902	-	-	3,989	-	-	-	-	-	-	**3,989**	-
Total for 10.902		**-**	-	**3,989**	-	-	-	-	-	-	**3,989**	-
Total for Natural Resources Conservation Service		-	-	**3,989**	-	-	-	-	-	-	**3,989**	-
Rural Business-Cooperative Service												

Commission for the Las Vegas Centennia

	CFDA Number	UNR	UNLV	DRI	NSC	CSN	GBC	TMCC	WNC	SYSTEM	Total	Sub Recipient
Pass Through Department of Agriculture -USDA Rural Development - Contract No.: 33-001-809394608	10.351	-	-	-	-	-	-	-	21,268	-	**21,268**	-
Total for 10.351		**-**	-	-	-	-	-	-	**21,268**	-	**21,268**	-
Total for Rural Business-Cooperative Service		-	-	-	-	-	-	-	**21,268**	-	**21,268**	-
Rural Utilities Service												
Direct -Distance Learning and Telemedicine Loans and Grants	10.855	-	-	-	-	-	-	-	-	37,850	**37,850**	-
Total for 10.855		**-**	-	-	-	-	-	-	-	**37,850**	**37,850**	-
Total for Rural Utilities Service		-	-	-	-	-	-	-	-	**37,850**	**37,850**	-
The Office Of The Chief Economist												
Pass Through Department of Agriculture -DOA-OCE - Contract No.: C00060735-1	10.291	91,455	-	-	-	-	-	-	-	-	**91,455**	-
Pass Through Department of Agriculture -DOA-OCE - Contract No.: C00056780-2	10.291	86,808	-	-	-	-	-	-	-	-	**86,808**	-
Total for 10.291		**178,263**	-	-	-	-	-	-	-	-	178,263	-
Total for The Office Of The Chief Economist		**178,263**	-	-	-	-	-	-	-	-	**178,263**	-
Total for Department Of Agriculture		**4,474,633**	**1,664,038**	**1,368,579**	**17,481**	**24,875**	-	-	**31,484**	**37,850**	**7,618,940**	**1,952,698**
Department Of Commerce												
Economic Development Administration												
Direct -Economic Development_Technical Assistance	11.303	125,123	-	-	-	-	-	-	-	-	**125,123**	-
Total for 11.303		**125,123**	-	-	-	-	-	-	-	-	125,123	-
Total for Economic Development Administration		**125,123**	-	-	-	-	-	-	-	-	**125,123**	-
National Oceanic And Atmospheric Administration (noaa)												
Direct -Climate and Atmospheric Research	11.431	-	-	66,186	-	-	-	-	-	-	**66,186**	-
Direct -Climate and Atmospheric Research	11.431	-	-	68,342	-	-	-	-	-	-	**68,342**	-
Pass Through National Oceanic and Atmospheric Administration -Climate and Atmospheric Research - Contract No.: 86121933	11.431	-	-	61,250	-	-	-	-	-	-	**61,250**	-
Pass Through National Oceanic and Atmospheric Administration -Climate and Atmospheric Research - Contract No.: 94408631	11.431	-	-	20,139	-	-	-	-	-	-	**20,139**	-
Pass Through National Oceanic and Atmospheric Administration -Climate and Atmospheric Research - Contract No.: PO 10321519-SUB	11.431	-	-	114,117	-	-	-	-	-	-	**114,117**	-

Commission for the Las Vegas Centennia

	CFDA Number	UNR	UNLV	DRI	NSC	CSN	GBC	TMCC	WNC	SYSTEM	Total	Sub Recipient
Pass Through University of Arizona -Climate and Atmospheric Research - Contract No.: N/A	11.431	-	-	-	-	-	-	-	-	-	-	52,844
Total for 11.431		**-**	-	**330,034**	-	-	-	-	-	-	**330,034**	**52,844**
Pass Through National Oceanic and Atmospheric Administration -National Oceanic and Atmospheric Administration (NOAA) Cooperative Institutes - Contract No.: A160309S001-P-570058	11.432	11,142	-	-	-	-	-	-	-	-	**11,142**	-
Total for 11.432		**11,142**	-	-	-	-	-	-	-	-	11,142	-
Total for National Oceanic And Atmospheric Administration (noaa)		**11,142**	-	**330,034**	-	-	-	-	-	-	**341,176**	**52,844**
Total for Department Of Commerce		**136,265**	-	**330,034**	-	-	-	-	-	-	**466,299**	**52,844**
Department Of Defense												
Advanced Research Projects Agency												
Direct -Research and Technology Development	12.910	173,799	-	-	-	-	-	-	-	-	**173,799**	-
Total for 12.910		**173,799**	-	-	-	-	-	-	-	-	173,799	-
Total for Advanced Research Projects Agency		**173,799**	-	-	-	-	-	-	-	-	173,799	-
CONTRACT - DEPT OF DEFENSE												
Direct -Contract - Dept of Defense	12.000	-	41,911	-	-	-	-	-	-	-	**41,911**	-
Direct -Contract - Dept of Defense	12.000	-	-	764,372	-	-	-	-	-	-	**764,372**	-
Direct -Contract - Dept of Defense	12.000	-	-	121,919	-	-	-	-	-	-	**121,919**	-
Direct -Contract - Dept of Defense	12.000	-	-	56,394	-	-	-	-	-	-	**56,394**	-
Direct -Contract - Dept of Defense	12.000	-	-	1,038,374	-	-	-	-	-	-	**1,038,374**	-
Pass Through Defense Threat Reduction Agency - Contract - Dept of Defense - Contract No.: 17-0270-02	12.000	71,377	-	-	-	-	-	-	-	-	**71,377**	-
Pass Through Defense Threat Reduction Agency - Contract - Dept of Defense - Contract No.: PO # 321033	12.000	236,219	-	-	-	-	-	-	-	-	**236,219**	-
Pass Through Department of Defense -Contract - Dept of Defense - Contract No.: S7090-01	12.000	-	25,472	-	-	-	-	-	-	-	**25,472**	-
Pass Through Department of Defense -Contract - Dept of Defense - Contract No.: N/A	12.000	-	3,000	-	-	-	-	-	-	-	**3,000**	-
Pass Through Department of Defense -Contract - Dept of Defense - Contract No.: 8002	12.000	-	20,376	-	-	-	-	-	-	-	**20,376**	-
Pass Through Department of Defense -Contract - Dept of Defense - Contract No.: 71515594	12.000	-	82,188	-	-	-	-	-	-	-	**82,188**	-

Commission for the Las Vegas Centennia

	CFDA Number	UNR	UNLV	DRI	NSC	CSN	GBC	TMCC	WNC	SYSTEM	Total	Sub Recipient
Pass Through Department of Defense -Contract - Dept of Defense - Contract No.: 59842728/PO#10296841	12.000	100,444	-	-	-	-	-	-	-	-	**100,444**	-
Pass Through Department of the Air Force - Contract - Dept of Defense - Contract No.: PO20170398	12.000	3,881	-	-	-	-	-	-	-	-	**3,881**	-
Pass Through Department of the Navy - Contract - Dept of Defense - Contract No.: MSRS1-17-S-FP-0345	12.000	29,098	-	-	-	-	-	-	-	-	**29,098**	-
Pass Through Department of the Navy - Contract - Dept of Defense - Contract No.: 0348-16-D-0002-002	12.000	28,915	-	-	-	-	-	-	-	-	**28,915**	-
Pass Through Department of the Navy - Contract - Dept of Defense - Contract No.: JWSGW14102	12.000	-	-	1,351,415	-	-	-	-	-	-	**1,351,415**	-
Pass Through Naval Research Laboratory - Contract - Dept of Defense - Contract No.: OSP-1600063	12.000	91,123	-	-	-	-	-	-	-	-	**91,123**	-
Pass Through Office of Naval Research - Contract - Dept of Defense - Contract No.: 72317542	12.000	-	48	-	-	-	-	-	-	-	**48**	-
Pass Through Office of Secretary of Defense - Contract - Dept of Defense - Contract No.: OSP-1500274	12.000	472	-	-	-	-	-	-	-	-	**472**	-
Pass Through Office of Secretary of Defense - Contract - Dept of Defense - Contract No.: OSP-1701242	12.000	62,048	-	-	-	-	-	-	-	-	**62,048**	-
Pass Through U.S. Army Corps of Engineers - Contract - Dept of Defense - Contract No.: 0051433-2	12.000	101,562	-	-	-	-	-	-	-	-	**101,562**	-
Pass Through U.S. Army Research Office - Contract - Dept of Defense - Contract No.: 72716486	12.000	-	73,953	-	-	-	-	-	-	-	**73,953**	-
Pass Through California State University Bakersfield -Contract - Dept of Defense - Contract No.: N/A	12.000	-	-	-	-	-	-	-	-	-	**-**	62,665
Pass Through State of South Dakota -Contract - Dept of Defense - Contract No.: N/A	12.000	-	-	-	-	-	-	-	-	-	**-**	12,180
Total for 12.000		**725,139**	**246,948**	**3,332,474**	-	-	-	-	-	-	**4,304,561**	**74,845**
Total for CONTRACT - DEPT OF DEFENSE		**725,139**	**246,948**	**3,332,474**	-	-	-	-	-	-	**4,304,561**	**74,845**
Department Of The Air Force												
Direct -Air Force Defense Research Sciences Program	12.800	1,183	-	-	-	-	-	-	-	-	**1,183**	-
Direct -Air Force Defense Research Sciences Program	12.800	186,576	-	-	-	-	-	-	-	-	**186,576**	-

The Accompanying Notes to the Schedule of Expenditures of Federal Awards are an integral part of this schedule.

Commission for the Las Vegas Centennia

	CFDA Number	UNR	UNLV	DRI	NSC	CSN	GBC	TMCC	WNC	SYSTEM	Total	Sub Recipient
Pass Through Department of the Air Force -Air Force Defense Research Sciences Program - Contract No.: SC17-F058-1	12.800	-	48,565	-	-	-	-	-	-	-	**48,565**	-
Pass Through Department of the Air Force -Air Force Defense Research Sciences Program - Contract No.: 16-139-300345-010	12.800	245,339	-	-	-	-	-	-	-	-	**245,339**	-
Pass Through Department of the Air Force -Air Force Defense Research Sciences Program - Contract No.: 1553955	12.800	81,723	-	-	-	-	-	-	-	-	**81,723**	-
Total for 12.800		**514,821**	**48,565**	-	-	-	-	-	-	-	563,386	-
Total for Department Of The Air Force		**514,821**	**48,565**	-	-	-	-	-	-	-	563,386	-
Department Of The Navy												
Direct -Basic and Applied Scientific Research	12.300	-	202,352	-	-	-	-	-	-	-	**202,352**	-
Direct -Basic and Applied Scientific Research	12.300	93,335	-	-	-	-	-	-	-	-	**93,335**	-
Direct -Basic and Applied Scientific Research	12.300	-	263,697	-	-	-	-	-	-	-	**263,697**	-
Direct -Basic and Applied Scientific Research	12.300	193,924	-	-	-	-	-	-	-	-	**193,924**	-
Direct -Basic and Applied Scientific Research	12.300	273,828	-	-	-	-	-	-	-	-	**273,828**	-
Direct -Basic and Applied Scientific Research	12.300	-	-	45,362	-	-	-	-	-	-	**45,362**	-
Direct -Basic and Applied Scientific Research	12.300	-	-	23,984	-	-	-	-	-	-	**23,984**	-
Direct -Basic and Applied Scientific Research	12.300	172,871	-	-	-	-	-	-	-	-	**172,871**	-
Direct -Basic and Applied Scientific Research	12.300	-	99,504	-	-	-	-	-	-	-	**99,504**	-
Direct -Basic and Applied Scientific Research	12.300	-	-	-	-	-	-	-	-	-	-	7,931
Direct -Basic and Applied Scientific Research	12.300	-	-	-	-	-	-	-	-	-	-	75,000
Direct -Basic and Applied Scientific Research	12.300	-	-	-	-	-	-	-	-	-	-	16,766
Total for 12.300		**733,958**	**565,553**	**69,346**	-	-	-	-	-	-	1,368,857	**99,697**
Total for Department Of The Navy		**733,958**	**565,553**	**69,346**	-	-	-	-	-	-	1,368,857	**99,697**
Naval Medical Logistics Command												
Pass Through Naval Research Laboratory -Naval Medical Research and Development - Contract No.: PO # 921263 ON RISK NOW	12.340	461,131	-	-	-	-	-	-	-	-	**461,131**	-
Total for 12.340		**461,131**	-	-	-	-	-	-	-	-	461,131	-
Total for Naval Medical Logistics Command		**461,131**	-	-	-	-	-	-	-	-	461,131	-
Office Of The Secretary Of Defense												
Direct -Basic Scientific Research - Combating Weapons of Mass Destruction	12.351	584,013	-	-	-	-	-	-	-	-	**584,013**	-

Commission for the Las Vegas Centennia

	CFDA Number	UNR	UNLV	DRI	NSC	CSN	GBC	TMCC	WNC	SYSTEM	Total	Sub Recipient
Direct -Basic Scientific Research - Combating Weapons of Mass Destruction	12.351	-	276,862	-	-	-	-	-	-	-	**276,862**	-
Direct -Basic Scientific Research - Combating Weapons of Mass Destruction	12.351	-	-	-	-	-	-	-	-	-	-	60,701
Direct -Basic Scientific Research - Combating Weapons of Mass Destruction	12.351	-	-	-	-	-	-	-	-	-	-	90,329
Direct -Basic Scientific Research - Combating Weapons of Mass Destruction	12.351	-	-	-	-	-	-	-	-	-	-	120,893
Direct -Basic Scientific Research - Combating Weapons of Mass Destruction	12.351	-	-	-	-	-	-	-	-	-	-	105,291
Direct -Basic Scientific Research - Combating Weapons of Mass Destruction	12.351	-	-	-	-	-	-	-	-	-	-	54,383
Total for 12.351		**584,013**	**276,862**	-	-	-	-	-	-	-	**860,875**	**431,597**
Direct -Basic, Applied, and Advanced Research in Science and Engineering	12.630	-	103,587	-	-	-	-	-	-	-	**103,587**	-
Direct -Basic, Applied, and Advanced Research in Science and Engineering	12.630	-	446,587	-	-	-	-	-	-	-	**446,587**	-
Direct -Basic, Applied, and Advanced Research in Science and Engineering	12.630	-	102,238	-	-	-	-	-	-	-	**102,238**	-
Direct -Basic, Applied, and Advanced Research in Science and Engineering	12.630	-	354,870	-	-	-	-	-	-	-	**354,870**	-
Pass Through Department of Defense -Basic, Applied, and Advanced Research in Science and Engineering - Contract No.: N/A	12.630	-	47,347	-	-	-	-	-	-	-	**47,347**	-
Total for 12.630		**-**	**1,054,629**	-	-	-	-	-	-	-	**1,054,629**	-
Direct -U.S. Army Corps of Engineers	12.632	-	-	38,580	-	-	-	-	-	-	**38,580**	-
Direct -U.S. Army Corps of Engineers	12.632	-	-	221,683	-	-	-	-	-	-	**221,683**	-
Direct -U.S. Army Corps of Engineers	12.632	-	-	79,581	-	-	-	-	-	-	**79,581**	-
Pass Through Bubar & Hall Consulting, LLC - U.S. Army Corps of Engineers - Contract No.: N/A	12.632	-	-	-	-	-	-	-	-	-	-	9,797
Total for 12.632		**-**	-	**339,844**	-	-	-	-	-	-	**339,844**	**9,797**
Total for Office Of The Secretary Of Defense		**584,013**	**1,331,491**	**339,844**	-	-	-	-	-	-	**2,255,348**	**441,394**
U.S. Army Materiel Command												
Direct -Basic Scientific Research	12.431	-	66,000	-	-	-	-	-	-	-	**66,000**	-
Direct -Basic Scientific Research	12.431	188,748	-	-	-	-	-	-	-	-	**188,748**	-
Direct -Basic Scientific Research	12.431	20,223	-	-	-	-	-	-	-	-	**20,223**	-
Direct -Basic Scientific Research	12.431	-	40,225	-	-	-	-	-	-	-	**40,225**	-

Commission for the Las Vegas Centennia

	CFDA Number	UNR	UNLV	DRI	NSC	CSN	GBC	TMCC	WNC	SYSTEM	Total	Sub Recipient
Pass Through Department of Defense -Basic Scientific Research - Contract No.: C13J11496(J00210)	12.431	-	64,982	-	-	-	-	-	-	-	**64,982**	-
Total for 12.431		**208,971**	**171,207**	-	-	-	-	-	-	-	**380,178**	-
Total for U.S. Army Materiel Command		**208,971**	**171,207**	-	-	-	-	-	-	-	**380,178**	-
U.S. Army Medical Command												
Direct -Military Medical Research and Development	12.420	-	1,055,154	-	-	-	-	-	-	-	**1,055,154**	-
Pass Through Department of Defense -Military Medical Research and Development - Contract No.: W81XWH-15-1-0267	12.420	-	8,415	-	-	-	-	-	-	-	**8,415**	-
Direct -Military Medical Research and Development	12.420	-	-	-	-	-	-	-	-	-	**-**	18,757
Direct -Military Medical Research and Development	12.420	-	-	-	-	-	-	-	-	-	**-**	33,870
Total for 12.420		**-**	**1,063,569**	-	-	-	-	-	-	-	**1,063,569**	**52,627**
Total for U.S. Army Medical Command		-	**1,063,569**	-	-	-	-	-	-	-	**1,063,569**	**52,627**
Total for Department Of Defense		**3,401,832**	**3,427,333**	**3,741,664**	-	-	-	-	-	-	**10,570,829**	**668,563**
Department Of The Interior												
Bureau Of Indian Education												
Direct -Education Program Enhancements	15.159	8,224	-	-	-	-	-	-	-	-	**8,224**	-
Total for 15.159		**8,224**	-	-	-	-	-	-	-	-	8,224	-
Total for Bureau Of Indian Education		**8,224**	-	-	-	-	-	-	-	-	**8,224**	-
Bureau Of Land Management												
Direct -Cultural Resource Management	15.224	-	-	21,337	-	-	-	-	-	-	**21,337**	-
Direct -Cultural Resource Management	15.224	-	-	76,196	-	-	-	-	-	-	**76,196**	-
Total for 15.224		**-**	-	**97,533**	-	-	-	-	-	-	97,533	-
Direct -National Fire Plan - Wildland Urban Interface Community Fire Assistance	15.228	51,982	-	-	-	-	-	-	-	-	**51,982**	-
Direct -National Fire Plan - Wildland Urban Interface Community Fire Assistance	15.228	-	-	-	-	-	-	-	-	-	**-**	6,082
Total for 15.228		**51,982**	-	-	-	-	-	-	-	-	51,982	**6,082**
Direct -Fish, Wildlife and Plant Conservation Resource Management	15.231	-	8,592	-	-	-	-	-	-	-	**8,592**	-
Direct -Fish, Wildlife and Plant Conservation Resource Management	15.231	157,419	-	-	-	-	-	-	-	-	**157,419**	-

Commission for the Las Vegas Centennia

	CFDA Number	UNR	UNLV	DRI	NSC	CSN	GBC	TMCC	WNC	SYSTEM	Total	Sub Recipient
Direct -Fish, Wildlife and Plant Conservation Resource Management	15.231	-	-	24,681	-	-	-	-	-	-	**24,681**	-
Direct -Fish, Wildlife and Plant Conservation Resource Management	15.231	-	21,625	-	-	-	-	-	-	-	**21,625**	-
Direct -Fish, Wildlife and Plant Conservation Resource Management	15.231	-	-	4,520	-	-	-	-	-	-	**4,520**	-
Direct -Fish, Wildlife and Plant Conservation Resource Management	15.231	-	60,298	-	-	-	-	-	-	-	**60,298**	-
Direct -Fish, Wildlife and Plant Conservation Resource Management	15.231	-	33,973	-	-	-	-	-	-	-	**33,973**	-
Direct -Fish, Wildlife and Plant Conservation Resource Management	15.231	30,748	-	-	-	-	-	-	-	-	**30,748**	-
Direct -Fish, Wildlife and Plant Conservation Resource Management	15.231	6,744	-	-	-	-	-	-	-	-	**6,744**	-
Direct -Fish, Wildlife and Plant Conservation Resource Management	15.231	-	-	(135)	-	-	-	-	-	-	**(135)**	-
Direct -Fish, Wildlife and Plant Conservation Resource Management	15.231	-	109,256	-	-	-	-	-	-	-	**109,256**	-
Direct -Fish, Wildlife and Plant Conservation Resource Management	15.231	101,253	-	-	-	-	-	-	-	-	**101,253**	-
Direct -Fish, Wildlife and Plant Conservation Resource Management	15.231	45,440	-	-	-	-	-	-	-	-	**45,440**	-
Direct -Fish, Wildlife and Plant Conservation Resource Management	15.231	-	-	12,822	-	-	-	-	-	-	**12,822**	-
Direct -Fish, Wildlife and Plant Conservation Resource Management	15.231	3,044	-	-	-	-	-	-	-	-	**3,044**	-
Direct -Fish, Wildlife and Plant Conservation Resource Management	15.231	34,739	-	-	-	-	-	-	-	-	**34,739**	-
Direct -Fish, Wildlife and Plant Conservation Resource Management	15.231	112,499	-	-	-	-	-	-	-	-	**112,499**	-
Direct -Fish, Wildlife and Plant Conservation Resource Management	15.231	-	-	259,303	-	-	-	-	-	-	**259,303**	-
Pass Through Bureau of Land Management - Fish, Wildlife and Plant Conservation Resource Management - Contract No.: NVFO523	15.231	-	-	7,567	-	-	-	-	-	-	**7,567**	-
Pass Through Bureau of Land Management - Fish, Wildlife and Plant Conservation Resource Management - Contract No.: MAMMALUNR-02	15.231	25,232	-	-	-	-	-	-	-	-	**25,232**	-
Direct -Fish, Wildlife and Plant Conservation Resource Management	15.231	-	-	-	-	-	-	-	-	-	-	6,447
Direct -Fish, Wildlife and Plant Conservation Resource Management	15.231	-	-	-	-	-	-	-	-	-	-	55,856
Pass Through Geodesign Technologies -Fish, Wildlife and Plant Conservation Resource Management - Contract No.: N/A	15.231	-	-	-	-	-	-	-	-	-	-	9,950

The Accompanying Notes to the Schedule of Expenditures of Federal Awards are an integral part of this schedule.

Commission for the Las Vegas Centennia

	CFDA Number	UNR	UNLV	DRI	NSC	CSN	GBC	TMCC	WNC	SYSTEM	Total	Sub Recipient
Total for 15.231		**517,118**	**233,744**	**308,758**	-	-	-	-	-	-	**1,059,620**	**72,253**
Direct -Wildland Fire Research and Studies Program	15.232	-	-	112,536	-	-	-	-	-	-	**112,536**	-
Direct -Wildland Fire Research and Studies Program	15.232	106,665	-	-	-	-	-	-	-	-	**106,665**	-
Direct -Wildland Fire Research and Studies Program	15.232	150,750	-	-	-	-	-	-	-	-	**150,750**	-
Direct -Wildland Fire Research and Studies Program	15.232	275,585	-	-	-	-	-	-	-	-	**275,585**	-
Direct -Wildland Fire Research and Studies Program	15.232	13,789	-	-	-	-	-	-	-	-	**13,789**	-
Direct -Wildland Fire Research and Studies Program	15.232	-	-	-	-	-	-	-	-	-	-	15,964
Direct -Wildland Fire Research and Studies Program	15.232	-	-	-	-	-	-	-	-	-	-	16,276
Direct -Wildland Fire Research and Studies Program	15.232	-	-	-	-	-	-	-	-	-	-	84,440
Total for 15.232		**546,789**	-	**112,536**	-	-	-	-	-	-	**659,325**	**116,680**
Pass Through Bureau of Land Management - Southern Nevada Public Land Management - Contract No.: 604699-17	15.235	24,177	-	-	-	-	-	-	-	-	**24,177**	-
Total for 15.235		**24,177**	-	-	-	-	-	-	-	-	24,177	-
Direct -Environmental Quality and Protection Resource Management	15.236	-	-	4,390	-	-	-	-	-	-	**4,390**	-
Direct -Environmental Quality and Protection Resource Management	15.236	53,639	-	-	-	-	-	-	-	-	**53,639**	-
Direct -Environmental Quality and Protection Resource Management	15.236	-	83,661	-	-	-	-	-	-	-	**83,661**	-
Total for 15.236		**53,639**	**83,661**	**4,390**	-	-	-	-	-	-	**141,690**	-
Direct -Challenge Cost Share	15.238	17,882	-	-	-	-	-	-	-	-	**17,882**	-
Direct -Challenge Cost Share	15.238	-	22,598	-	-	-	-	-	-	-	**22,598**	-
Total for 15.238		**17,882**	**22,598**	-	-	-	-	-	-	-	**40,480**	-
Direct -National Fire Plan - Rural Fire Assistance	15.245	8,582	-	-	-	-	-	-	-	-	**8,582**	-
Pass Through Open Range Consulting, Inc - National Fire Plan - Rural Fire Assistance - Contract No.: N/A	15.245	-	-	-	-	-	-	-	-	-	-	19,692
Total for 15.245		**8,582**	-	-	-	-	-	-	-	-	8,582	**19,692**
Total for Bureau Of Land Management		**1,220,169**	**340,003**	**523,217**	-	-	-	-	-	-	**2,083,389**	**214,707**

The Accompanying Notes to the Schedule of Expenditures of Federal Awards are an integral part of this schedule.

Commission for the Las Vegas Centennia

	CFDA Number	UNR	UNLV	DRI	NSC	CSN	GBC	TMCC	WNC	SYSTEM	Total	Sub Recipient
Bureau Of Reclamation												
Pass Through Bureau of Reclamation -Water Reclamation and Reuse Program - Contract No.: OSP-1800211	15.504	40,574	-	-	-	-	-	-	-	-	**40,574**	-
Total for 15.504		**40,574**	-	-	-	-	-	-	-	-	40,574	-
Direct -Providing Water to At-Risk Natural Desert Terminal Lakes	15.508	425,348	-	-	-	-	-	-	-	-	**425,348**	-
Total for 15.508		**425,348**	-	-	-	-	-	-	-	-	425,348	-
Pass Through Bureau of Reclamation - Reclamation States Emergency Drought Relief - Contract No.: OSP-1501121/PO001902	15.514	29,396	-	-	-	-	-	-	-	-	**29,396**	-
Total for 15.514		**29,396**	-	-	-	-	-	-	-	-	29,396	-
Direct -Fish and Wildlife Coordination Act	15.517	-	-	7,150	-	-	-	-	-	-	**7,150**	-
Pass Through Bureau of Reclamation -Fish and Wildlife Coordination Act - Contract No.: NTCD-646.7900/2017	15.517	-	-	41,106	-	-	-	-	-	-	**41,106**	-
Total for 15.517		**-**	-	**48,256**	-	-	-	-	-	-	48,256	-
Direct -SECURE Water Act – Research Agreements	15.560	-	75,236	-	-	-	-	-	-	-	**75,236**	-
Direct -SECURE Water Act – Research Agreements	15.560	-	-	36,271	-	-	-	-	-	-	**36,271**	-
Direct -SECURE Water Act – Research Agreements	15.560	-	-	2,163	-	-	-	-	-	-	**2,163**	-
Direct -SECURE Water Act – Research Agreements	15.560	-	-	7,353	-	-	-	-	-	-	**7,353**	-
Pass Through Department of Interior -SECURE Water Act – Research Agreements - Contract No.: R18AC00006	15.560	-	-	6,641	-	-	-	-	-	-	**6,641**	-
Direct -SECURE Water Act – Research Agreements	15.560	-	-	-	-	-	-	-	-	-	**-**	12,925
Total for 15.560		**-**	**75,236**	**52,428**	-	-	-	-	-	-	127,664	**12,925**
Total for Bureau Of Reclamation		**495,318**	**75,236**	**100,684**	-	-	-	-	-	-	671,238	**12,925**
Fish And Wildlife Service												
Direct -Fish and Wildlife Management Assistance	15.608	-	-	29,683	-	-	-	-	-	-	**29,683**	-
Direct -Fish and Wildlife Management Assistance	15.608	5,413	-	-	-	-	-	-	-	-	**5,413**	-
Direct -Fish and Wildlife Management Assistance	15.608	72,416	-	-	-	-	-	-	-	-	**72,416**	-
Direct -Fish and Wildlife Management Assistance	15.608	64,185	-	-	-	-	-	-	-	-	**64,185**	-
Direct -Fish and Wildlife Management Assistance	15.608	7,995	-	-	-	-	-	-	-	-	**7,995**	-

Commission for the Las Vegas Centennia

	CFDA Number	UNR	UNLV	DRI	NSC	CSN	GBC	TMCC	WNC	SYSTEM	Total	Sub Recipient
Direct -Fish and Wildlife Management Assistance	15.608	2,897	-	-	-	-	-	-	-	-	**2,897**	-
Direct -Fish and Wildlife Management Assistance	15.608	3,706	-	-	-	-	-	-	-	-	**3,706**	-
Direct -Fish and Wildlife Management Assistance	15.608	-	7,824	-	-	-	-	-	-	-	**7,824**	-
Direct -Fish and Wildlife Management Assistance	15.608	20,072	-	-	-	-	-	-	-	-	**20,072**	-
Direct -Fish and Wildlife Management Assistance	15.608	9	-	-	-	-	-	-	-	-	**9**	-
Direct -Fish and Wildlife Management Assistance	15.608	2,057	-	-	-	-	-	-	-	-	**2,057**	-
Direct -Fish and Wildlife Management Assistance	15.608	42,636	-	-	-	-	-	-	-	-	**42,636**	-
Direct -Fish and Wildlife Management Assistance	15.608	53,197	-	-	-	-	-	-	-	-	**53,197**	-
Direct -Fish and Wildlife Management Assistance	15.608	4,041	-	-	-	-	-	-	-	-	**4,041**	-
Direct -Fish and Wildlife Management Assistance	15.608	-	-	-	-	-	-	-	-	-	**-**	25,885
Direct -Fish and Wildlife Management Assistance	15.608	-	-	-	-	-	-	-	-	-	**-**	18,954
Direct -Fish and Wildlife Management Assistance	15.608	-	-	-	-	-	-	-	-	-	**-**	34,245
Direct -Fish and Wildlife Management Assistance	15.608	-	-	-	-	-	-	-	-	-	**-**	95,500
Total for 15.608		**278,624**	**7,824**	**29,683**	-	-	-	-	-	-	**316,131**	**174,584**
Direct -Research Grants (Generic)	15.650	-	84,625	-	-	-	-	-	-	-	**84,625**	-
Direct -Research Grants (Generic)	15.650	8,603	-	-	-	-	-	-	-	-	**8,603**	-
Total for 15.650		**8,603**	**84,625**	-	-	-	-	-	-	-	**93,228**	-
Pass Through Bureau of Reclamation -National Fish and Wildlife Foundation - Contract No.: GR01198	15.663	-	-	-	-	-	-	-	283,310	-	**283,310**	-
Pass Through Fish and Wildlife Service - National Fish and Wildlife Foundation - Contract No.: OSP-1500708	15.663	78,544	-	-	-	-	-	-	-	-	**78,544**	-
Total for 15.663		**78,544**	-	-	-	-	-	-	**283,310**	-	**361,854**	-
Direct -Cooperative Landscape Conservation	15.669	119	-	-	-	-	-	-	-	-	**119**	-
Direct -Cooperative Landscape Conservation	15.669	63,023	-	-	-	-	-	-	-	-	**63,023**	-
Direct -Cooperative Landscape Conservation	15.669	4,627	-	-	-	-	-	-	-	-	**4,627**	-
Direct -Cooperative Landscape Conservation	15.669	37,478	-	-	-	-	-	-	-	-	**37,478**	-
Total for 15.669		**105,247**	-	-	-	-	-	-	-	-	**105,247**	-
Direct -Adaptive Science	15.670	34,799	-	-	-	-	-	-	-	-	**34,799**	-
Pass Through Fish and Wildlife Service - Adaptive Science - Contract No.: SBSI-17-05	15.670	29,612	-	-	-	-	-	-	-	-	**29,612**	-

Commission for the Las Vegas Centennia

	CFDA Number	UNR	UNLV	DRI	NSC	CSN	GBC	TMCC	WNC	SYSTEM	Total	Sub Recipient
Total for 15.670		**64,411**	-	-	-	-	-	-	-	-	**64,411**	-
Direct -Cooperative Ecosystem Studies Units	15.678	4,269	-	-	-	-	-	-	-	-	**4,269**	-
Total for 15.678		**4,269**	-	-	-	-	-	-	-	-	**4,269**	-
Total for Fish And Wildlife Service		**539,698**	**92,449**	**29,683**	-	-	-	-	**283,310**	-	**945,140**	**174,584**
National Park Service												
Direct -Cooperative Research and Training Programs – Resources of the National Park System	15.945	-	18,794	-	-	-	-	-	-	-	**18,794**	-
Direct -Cooperative Research and Training Programs – Resources of the National Park System	15.945	-	-	47,515	-	-	-	-	-	-	**47,515**	-
Direct -Cooperative Research and Training Programs – Resources of the National Park System	15.945	283	-	-	-	-	-	-	-	-	**283**	-
Direct -Cooperative Research and Training Programs – Resources of the National Park System	15.945	-	9,551	-	-	-	-	-	-	-	**9,551**	-
Direct -Cooperative Research and Training Programs – Resources of the National Park System	15.945	1,416	-	-	-	-	-	-	-	-	**1,416**	-
Direct -Cooperative Research and Training Programs – Resources of the National Park System	15.945	25,617	-	-	-	-	-	-	-	-	**25,617**	-
Direct -Cooperative Research and Training Programs – Resources of the National Park System	15.945	-	-	17,367	-	-	-	-	-	-	**17,367**	-
Direct -Cooperative Research and Training Programs – Resources of the National Park System	15.945	-	1,900	-	-	-	-	-	-	-	**1,900**	-
Direct -Cooperative Research and Training Programs – Resources of the National Park System	15.945	2,027	-	-	-	-	-	-	-	-	**2,027**	-
Direct -Cooperative Research and Training Programs – Resources of the National Park System	15.945	-	-	5,028	-	-	-	-	-	-	**5,028**	-
Direct -Cooperative Research and Training Programs – Resources of the National Park System	15.945	-	-	8,616	-	-	-	-	-	-	**8,616**	-
Direct -Cooperative Research and Training Programs – Resources of the National Park System	15.945	-	41,057	-	-	-	-	-	-	-	**41,057**	-
Direct -Cooperative Research and Training Programs – Resources of the National Park System	15.945	-	-	566	-	-	-	-	-	-	**566**	-

Commission for the Las Vegas Centennia

	CFDA Number	UNR	UNLV	DRI	NSC	CSN	GBC	TMCC	WNC	SYSTEM	Total	Sub Recipient
Direct -Cooperative Research and Training Programs – Resources of the National Park System	15.945	-	-	1,183	-	-	-	-	-	-	**1,183**	-
Direct -Cooperative Research and Training Programs – Resources of the National Park System	15.945	-	-	835	-	-	-	-	-	-	**835**	-
Direct -Cooperative Research and Training Programs – Resources of the National Park System	15.945	-	-	41,454	-	-	-	-	-	-	**41,454**	-
Pass Through National Park Service - Cooperative Research and Training Programs – Resources of the National Park System - Contract No.: PO143399	15.945	3,568	-	-	-	-	-	-	-	-	**3,568**	-
Total for 15.945		**32,911**	**71,302**	**122,564**	-	-	-	-	-	-	**226,777**	-
Total for National Park Service		**32,911**	**71,302**	**122,564**	-	-	-	-	-	-	**226,777**	-
U.S. Geological Survey												
Direct -Assistance to State Water Resources Research Institutes	15.805	-	-	61,051	-	-	-	-	-	-	**61,051**	-
Direct -Assistance to State Water Resources Research Institutes	15.805	-	-	105,230	-	-	-	-	-	-	**105,230**	-
Pass Through U.S. Geological Survey - Assistance to State Water Resources Research Institutes - Contract No.: USGS-647.6	15.805	-	12,951	-	-	-	-	-	-	-	**12,951**	-
Total for 15.805		**-**	**12,951**	**166,281**	-	-	-	-	-	-	**179,232**	-
Direct -Earthquake Hazards Reduction Program	15.807	64,566	-	-	-	-	-	-	-	-	**64,566**	-
Direct -Earthquake Hazards Reduction Program	15.807	536,119	-	-	-	-	-	-	-	-	**536,119**	-
Direct -Earthquake Hazards Reduction Program	15.807	56,569	-	-	-	-	-	-	-	-	**56,569**	-
Direct -Earthquake Hazards Reduction Program	15.807	33,491	-	-	-	-	-	-	-	-	**33,491**	-
Direct -Earthquake Hazards Reduction Program	15.807	65,300	-	-	-	-	-	-	-	-	**65,300**	-
Direct -Earthquake Hazards Reduction Program	15.807	65,437	-	-	-	-	-	-	-	-	**65,437**	-
Direct -Earthquake Hazards Reduction Program	15.807	8,523	-	-	-	-	-	-	-	-	**8,523**	-
Direct -Earthquake Hazards Reduction Program	15.807	51,302	-	-	-	-	-	-	-	-	**51,302**	-
Direct -Earthquake Hazards Reduction Program	15.807	9,804	-	-	-	-	-	-	-	-	**9,804**	-
Direct -Earthquake Hazards Reduction Program	15.807	52,214	-	-	-	-	-	-	-	-	**52,214**	-
Direct -Earthquake Hazards Reduction Program	15.807	26,943	-	-	-	-	-	-	-	-	**26,943**	-
Direct -Earthquake Hazards Reduction Program	15.807	17,108	-	-	-	-	-	-	-	-	**17,108**	-
Direct -Earthquake Hazards Reduction Program	15.807	36,955	-	-	-	-	-	-	-	-	**36,955**	-

Commission for the Las Vegas Centennia

	CFDA Number	UNR	UNLV	DRI	NSC	CSN	GBC	TMCC	WNC	SYSTEM	Total	Sub Recipient
Direct -Earthquake Hazards Reduction Program	15.807	23,683	-	-	-	-	-	-	-	-	**23,683**	-
Direct -Earthquake Hazards Reduction Program	15.807	10,162	-	-	-	-	-	-	-	-	**10,162**	-
Direct -Earthquake Hazards Reduction Program	15.807	9,533	-	-	-	-	-	-	-	-	**9,533**	-
Pass Through U.S. Geological Survey - Earthquake Hazards Reduction Program - Contract No.: SG208917100UNR	15.807	8,646	-	-	-	-	-	-	-	-	**8,646**	-
Total for 15.807		**1,076,355**	-	-	-	-	-	-	-	-	1,076,355	-
Direct -U.S. Geological Survey_ Research and Data Collection	15.808	-	-	72,903	-	-	-	-	-	-	**72,903**	-
Direct -U.S. Geological Survey_ Research and Data Collection	15.808	95,334	-	-	-	-	-	-	-	-	**95,334**	-
Direct -U.S. Geological Survey_ Research and Data Collection	15.808	4,448	-	-	-	-	-	-	-	-	**4,448**	-
Direct -U.S. Geological Survey_ Research and Data Collection	15.808	-	-	40,703	-	-	-	-	-	-	**40,703**	-
Direct -U.S. Geological Survey_ Research and Data Collection	15.808	-	-	47,157	-	-	-	-	-	-	**47,157**	-
Direct -U.S. Geological Survey_ Research and Data Collection	15.808	13,977	-	-	-	-	-	-	-	-	**13,977**	-
Direct -U.S. Geological Survey_ Research and Data Collection	15.808	-	14,659	-	-	-	-	-	-	-	**14,659**	-
Pass Through Regents of the Univ of Idaho -U.S. Geological Survey_ Research and Data Collection - Contract No.: N/A	15.808	-	-	-	-	-	-	-	-	-	**-**	35,571
Total for 15.808		**113,759**	**14,659**	**160,763**	-	-	-	-	-	-	289,181	**35,571**
Direct -National Cooperative Geologic Mapping Program	15.810	1,921	-	-	-	-	-	-	-	-	**1,921**	-
Direct -National Cooperative Geologic Mapping Program	15.810	-	963	-	-	-	-	-	-	-	**963**	-
Direct -National Cooperative Geologic Mapping Program	15.810	56,078	-	-	-	-	-	-	-	-	**56,078**	-
Direct -National Cooperative Geologic Mapping Program	15.810	106,567	-	-	-	-	-	-	-	-	**106,567**	-
Total for 15.810		**164,566**	**963**	-	-	-	-	-	-	-	165,529	-
Direct -National Geological and Geophysical Data Preservation Program	15.814	8,980	-	-	-	-	-	-	-	-	**8,980**	-
Direct -National Geological and Geophysical Data Preservation Program	15.814	14,017	-	-	-	-	-	-	-	-	**14,017**	-
Total for 15.814		**22,997**	-	-	-	-	-	-	-	-	22,997	-

Commission for the Las Vegas Centennia

	CFDA Number	UNR	UNLV	DRI	NSC	CSN	GBC	TMCC	WNC	SYSTEM	Total	Sub Recipient
Pass Through U.S. Geological Survey -National Climate Change and Wildlife Science Center - Contract No.: 297016	15.820	-	-	35,556	-	-	-	-	-	-	**35,556**	-
Pass Through U.S. Geological Survey -National Climate Change and Wildlife Science Center - Contract No.: Y561947	15.820	-	-	225,085	-	-	-	-	-	-	**225,085**	-
Pass Through U.S. Geological Survey -National Climate Change and Wildlife Science Center - Contract No.: UAF 18-0032	15.820	18,008	-	-	-	-	-	-	-	-	**18,008**	-
Pass Through U.S. Geological Survey -National Climate Change and Wildlife Science Center - Contract No.: AWD-06-00000374	15.820	-	-	8,150	-	-	-	-	-	-	**8,150**	-
Pass Through U.S. Geological Survey -National Climate Change and Wildlife Science Center - Contract No.: 433684	15.820	-	-	823	-	-	-	-	-	-	**823**	-
Pass Through U.S. Geological Survey -National Climate Change and Wildlife Science Center - Contract No.: 414574	15.820	25,962	-	-	-	-	-	-	-	-	**25,962**	-
Pass Through U.S. Geological Survey -National Climate Change and Wildlife Science Center - Contract No.: 218915	15.820	-	-	145,153	-	-	-	-	-	-	**145,153**	-
Pass Through U.S. Geological Survey -National Climate Change and Wildlife Science Center - Contract No.: 416985	15.820	-	-	27,666	-	-	-	-	-	-	**27,666**	-
Total for 15.820		**43,970**	-	**442,433**	-	-	-	-	-	-	**486,403**	-
Total for U.S. Geological Survey		**1,421,647**	**28,573**	**769,477**	-	-	-	-	-	-	**2,219,697**	**35,571**
Total for Department Of The Interior		**3,717,967**	**607,563**	**1,545,625**	-	-	-	-	**283,310**	-	**6,154,465**	**437,787**
Department Of Justice												
Bureau Of Justice Assistance												
Pass Through Department of Justice -Edward Byrne Memorial Justice Assistance Grant Program - Contract No.: N/A	16.738	-	4,486	-	-	-	-	-	-	-	**4,486**	-
Pass Through Department of Justice -Edward Byrne Memorial Justice Assistance Grant Program - Contract No.: 14-JAG-31	16.738	-	(58)	-	-	-	-	-	-	-	**(58)**	-
Total for 16.738		**-**	**4,428**	-	-	-	-	-	-	-	**4,428**	-
Pass Through Department of Justice -Edward Byrne Memorial Competitive Grant Program - Contract No.: CMTS 17931	16.751	-	56,111	-	-	-	-	-	-	-	**56,111**	-
Total for 16.751		**-**	**56,111**	-	-	-	-	-	-	-	**56,111**	-
Pass Through Department of Justice -Harold Rogers Prescription Drug Monitoring Program - Contract No.: OSP-1600498	16.754	71,736	-	-	-	-	-	-	-	-	**71,736**	-

Commission for the Las Vegas Centennia

	CFDA Number	UNR	UNLV	DRI	NSC	CSN	GBC	TMCC	WNC	SYSTEM	Total	Sub Recipient
Total for 16.754		**71,736**	-	-	-	-	-	-	-	-	**71,736**	-
Pass Through Department of Justice -Second Chance Act Prisoner Reentry Initiative - Contract No.: OSP# 1700336	16.812	104,590	-	-	-	-	-	-	-	-	**104,590**	-
Pass Through Department of Justice -Second Chance Act Prisoner Reentry Initiative - Contract No.: 19373	16.812	140,381	-	-	-	-	-	-	-	-	**140,381**	-
Pass Through Department of Justice -Second Chance Act Prisoner Reentry Initiative - Contract No.: 19368	16.812	26,867	-	-	-	-	-	-	-	-	**26,867**	-
Total for 16.812		**271,838**	-	-	-	-	-	-	-	-	**271,838**	-
Total for Bureau Of Justice Assistance		**343,574**	**60,539**	-	-	-	-	-	-	-	**404,113**	-
Department Of Justice												
Pass Through Department of Justice -National Sexual Assault Kit Initiative - Contract No.: 2015SAKI05	16.833	-	42,479	-	-	-	-	-	-	-	**42,479**	-
Total for 16.833		**-**	**42,479**	-	-	-	-	-	-	-	**42,479**	-
Total for Department Of Justice		-	**42,479**	-	-	-	-	-	-	-	**42,479**	-
National Institute Of Justice												
Direct -National Institute of Justice Research, Evaluation, and Development Project Grants	16.560	75,019	-	-	-	-	-	-	-	-	**75,019**	-
Direct -National Institute of Justice Research, Evaluation, and Development Project Grants	16.560	-	243,561	-	-	-	-	-	-	-	**243,561**	-
Direct -National Institute of Justice Research, Evaluation, and Development Project Grants	16.560	35,548	-	-	-	-	-	-	-	-	**35,548**	-
Direct -National Institute of Justice Research, Evaluation, and Development Project Grants	16.560	53,242	-	-	-	-	-	-	-	-	**53,242**	-
Pass Through Department of Justice -National Institute of Justice Research, Evaluation, and Development Project Grants - Contract No.: 14-UNLV3-B098	16.560	-	28,194	-	-	-	-	-	-	-	**28,194**	-
Pass Through Department of Justice -National Institute of Justice Research, Evaluation, and Development Project Grants - Contract No.: 250151-UNR17	16.560	7,433	-	-	-	-	-	-	-	-	**7,433**	-
Pass Through National Institute of Justice - National Institute of Justice Research, Evaluation, and Development Project Grants - Contract No.: 0875	16.560	44,882	-	-	-	-	-	-	-	-	**44,882**	-
Pass Through National Institute of Justice - National Institute of Justice Research, Evaluation, and Development Project Grants - Contract No.: OSP-1500785	16.560	126,145	-	-	-	-	-	-	-	-	**126,145**	-

Commission for the Las Vegas Centennia

	CFDA Number	UNR	UNLV	DRI	NSC	CSN	GBC	TMCC	WNC	SYSTEM	Total	Sub Recipient
Pass Through Johns Hopkins University - National Institute of Justice Research, Evaluation, and Development Project Grants - Contract No.: N/A	16.560	-	-	-	-	-	-	-	-	-	-	138,863
Total for 16.560		**342,269**	**271,755**	-	-	-	-	-	-	-	**614,024**	**138,863**
Total for National Institute Of Justice		**342,269**	**271,755**	-	-	-	-	-	-	-	**614,024**	**138,863**
Office Of Victims Of Crime												
Pass Through Department of Justice -Crime Victim Assistance - Contract No.: 16-VOCA-17-025	16.575	-	7,901	-	-	-	-	-	-	-	**7,901**	-
Pass Through Department of Justice -Crime Victim Assistance - Contract No.: 16575-16-004	16.575	-	87,566	-	-	-	-	-	-	-	**87,566**	-
Total for 16.575		**-**	**95,467**	-	-	-	-	-	-	-	**95,467**	-
Total for Office Of Victims Of Crime		-	**95,467**	-	-	-	-	-	-	-	**95,467**	-
Violence Against Women Office												
Direct -Grants to Reduce Domestic Violence, Dating Violence, Sexual Assault, and Stalking on Campus	16.525	-	3,173	-	-	-	-	-	-	-	**3,173**	-
Total for 16.525		**-**	**3,173**	-	-	-	-	-	-	-	**3,173**	-
Pass Through Department of Justice -Violence Against Women Formula Grants - Contract No.: 2016-VAWA-46	16.588	-	1,078	-	-	-	-	-	-	-	**1,078**	-
Pass Through Department of Justice -Violence Against Women Formula Grants - Contract No.: 2017-VAWA-46	16.588	-	15,061	-	-	-	-	-	-	-	**15,061**	-
Total for 16.588		**-**	**16,139**	-	-	-	-	-	-	-	**16,139**	-
Pass Through Department of Justice -Rural Domestic Violence, Dating Violence, Sexual Assault, and Stalking Assistance Program - Contract No.: 19057	16.589	-	3,439	-	-	-	-	-	-	-	**3,439**	-
Total for 16.589		**-**	**3,439**	-	-	-	-	-	-	-	**3,439**	-
Total for Violence Against Women Office		-	**22,751**	-	-	-	-	-	-	-	**22,751**	-
Total for Department Of Justice		**685,843**	**492,991**	-	-	-	-	-	-	-	**1,178,834**	**138,863**
Department Of The Interior												
CONTRACT - DEPT OF THE INTERIOR												
Direct -Contract - Dept of the Interior	15.000	-	-	33,732	-	-	-	-	-	-	**33,732**	-
Pass Through National Park Service -Contract - Dept of the Interior - Contract No.: OAH-656.7815	15.000	-	-	32	-	-	-	-	-	-	**32**	-

Commission for the Las Vegas Centennia

	CFDA Number	UNR	UNLV	DRI	NSC	CSN	GBC	TMCC	WNC	SYSTEM	Total	Sub Recipient
Pass Through U.S. Geological Survey -Contract - Dept of the Interior - Contract No.: BFK594-SB-002/YR5	15.000	-	-	20,904	-	-	-	-	-	-	**20,904**	-
Total for 15.000		**-**	-	**54,668**	-	-	-	-	-	-	**54,668**	-
Total for CONTRACT - DEPT OF THE INTERIOR		-	-	**54,668**	-	-	-	-	-	-	**54,668**	-
Total for Department Of The Interior		-	-	**54,668**	-	-	-	-	-	-	**54,668**	-
Department Of Labor												
Employment Training Administration												
Pass Through US Department of Labor -H-1B Job Training Grants - Contract No.: AP280161560A32	17.268	-	-	-	-	-	-	381,725	-	-	**381,725**	-
Pass Through US Department of Labor -H-1B Job Training Grants - Contract No.: 16-01	17.268	-	-	-	-	-	-	-	2,428	-	**2,428**	-
Pass Through US Department of Labor -H-1B Job Training Grants - Contract No.: Memo Understanding	17.268	-	-	-	-	-	-	46,346	-	-	**46,346**	-
Total for 17.268		**-**	-	-	-	-	-	**428,071**	**2,428**	-	**430,499**	-
Total for Employment Training Administration		-	-	-	-	-	-	**428,071**	**2,428**	-	**430,499**	-
Total for Department Of Labor		-	-	-	-	-	-	**428,071**	**2,428**	-	**430,499**	-
Department Of State												
Bureau Of Educational And Cultural Affairs												
Pass Through Bureau of Educational and Cultural Affairs -Academic Exchange Programs - Teachers - Contract No.: GR06104 TEA 2017_sub UNR 18-03	19.408	-	-	-	-	-	-	-	-	-	**-**	123,200
Total for 19.408		**-**	-	-	-	-	-	-	-	-	-	**123,200**
Total for Bureau Of Educational And Cultural Affairs		-	-	-	-	-	-	-	-	-	-	**123,200**
Total for Department Of State		-	-	-	-	-	-	-	-	-	-	**123,200**
Department Of Transportation												
Federal Aviation Administration (faa)												
Direct -Aviation Research Grants	20.108	37,251	-	-	-	-	-	-	-	-	**37,251**	-
Pass Through Department of Transportation - Aviation Research Grants - Contract No.: 747-SUB	20.108	-	13,155	-	-	-	-	-	-	-	**13,155**	-
Total for 20.108		**37,251**	**13,155**	-	-	-	-	-	-	-	**50,406**	-

Commission for the Las Vegas Centennia

	CFDA Number	UNR	UNLV	DRI	NSC	CSN	GBC	TMCC	WNC	SYSTEM	Total	Sub Recipient
Total for Federal Aviation Administration (faa)		**37,251**	**13,155**	-	-	-	-	-	-	-	**50,406**	-
Federal Highway Administration (fhwa)												
Direct -Highway Research and Development Program	20.000	13,832	-	-	-	-	-	-	-	-	**13,832**	-
Direct -Highway Research and Development Program	20.000	45,590	-	-	-	-	-	-	-	-	**45,590**	-
Pass Through Federal Highway Administration - Highway Research and Development Program - Contract No.: BE321	20.000	143,094	-	-	-	-	-	-	-	-	**143,094**	-
Pass Through Federal Railroad Administration - Highway Research and Development Program - Contract No.: 80488418	20.000	150,155	-	-	-	-	-	-	-	-	**150,155**	-
Total for 20.000		**352,671**	-	-	-	-	-	-	-	-	352,671	-
Direct -Highway Research and Development Program	20.200	417,242	-	-	-	-	-	-	-	-	**417,242**	-
Pass Through Federal Highway Administration - Highway Research and Development Program - Contract No.: NCHRP 09-62	20.200	10,223	-	-	-	-	-	-	-	-	**10,223**	-
Pass Through Federal Highway Administration - Highway Research and Development Program - Contract No.: HR 10-100	20.200	46,377	-	-	-	-	-	-	-	-	**46,377**	-
Pass Through Federal Highway Administration - Highway Research and Development Program - Contract No.: HR 12-105	20.200	178,390	-	-	-	-	-	-	-	-	**178,390**	-
Direct -Highway Research and Development Program	20.200	-	-	-	-	-	-	-	-	-	-	811,560
Direct -Highway Research and Development Program	20.200	-	-	-	-	-	-	-	-	-	-	96,791
Pass Through Federal Highway Administration - Highway Research and Development Program - Contract No.: GR04961 UNR-16-37	20.200	-	-	-	-	-	-	-	-	-	-	18,377
Pass Through Federal Highway Administration - Highway Research and Development Program - Contract No.: GR06177 Validating Test Data - Sub UNR-18-14	20.200	-	-	-	-	-	-	-	-	-	-	16,358
Total for 20.200		**652,232**	-	-	-	-	-	-	-	-	652,232	**943,086**
Total for Federal Highway Administration (fhwa)		**1,004,903**	-	-	-	-	-	-	-	-	1,004,903	**943,086**
Federal Transit Administration (fta)												
Pass Through Department of Transportation - Federal Transit_Capital Investment Grants - Contract No.: GR06578 Sub-UNLV Practice Plan-AWD-846	20.500	-	-	-	-	-	-	-	-	-	-	36,722
Total for 20.500		-	-	-	-	-	-	-	-	-	-	**36,722**

The Accompanying Notes to the Schedule of Expenditures of Federal Awards are an integral part of this schedule.

Commission for the Las Vegas Centennia

	CFDA Number	UNR	UNLV	DRI	NSC	CSN	GBC	TMCC	WNC	SYSTEM	Total	Sub Recipient
Total for Federal Transit Administration (fta)		-	-	-	-	-	-	-	-	-	-	**36,722**
Research And Innovative Technology Administration												
Direct -University Transportation Centers Program	20.701	959,674	-	-	-	-	-	-	-	-	**959,674**	-
Direct -University Transportation Centers Program	20.701	-	984,372	-	-	-	-	-	-	-	**984,372**	-
Pass Through Department of Transportation - University Transportation Centers Program - Contract No.: 00055082-05A	20.701	-	74,022	-	-	-	-	-	-	-	**74,022**	-
Pass Through Department of Transportation - University Transportation Centers Program - Contract No.: 800006611-02UG	20.701	92,215	-	-	-	-	-	-	-	-	**92,215**	-
Pass Through Department of Transportation - University Transportation Centers Program - Contract No.: UNR 14-58	20.701	-	156,591	-	-	-	-	-	-	-	**156,591**	-
Pass Through Department of Transportation - University Transportation Centers Program - Contract No.: AWD-06-00000244	20.701	-	-	50,802	-	-	-	-	-	-	**50,802**	-
Pass Through Department of Transportation - University Transportation Centers Program - Contract No.: 00055082-04B	20.701	30,965	-	-	-	-	-	-	-	-	**30,965**	-
Pass Through Department of Transportation - University Transportation Centers Program - Contract No.: UNR 14-58 TASK C	20.701	-	49,376	-	-	-	-	-	-	-	**49,376**	-
Pass Through Department of Transportation - University Transportation Centers Program - Contract No.: 00055082-04A	20.701	87,930	-	-	-	-	-	-	-	-	**87,930**	-
Pass Through Department of Transportation - University Transportation Centers Program - Contract No.: 800007349-02UG	20.701	15,109	-	-	-	-	-	-	-	-	**15,109**	-
Pass Through Research and Innovative Technology Administration -University Transportation Centers Program - Contract No.: 800002954-02/PO#FIU001-0000125730	20.701	175,993	-	-	-	-	-	-	-	-	**175,993**	-
Direct -University Transportation Centers Program	20.701	-	-	-	-	-	-	-	-	-	-	299,644
Direct -University Transportation Centers Program	20.701	-	-	-	-	-	-	-	-	-	-	237,584
Direct -University Transportation Centers Program	20.701	-	-	-	-	-	-	-	-	-	-	554,815
Direct -University Transportation Centers Program	20.701	-	-	-	-	-	-	-	-	-	-	586,955
Pass Through Regents of New Mexico State - University Transportation Centers Program - Contract No.: N/A	20.701	-	-	-	-	-	-	-	-	-	-	13,230

Commission for the Las Vegas Centennia

	CFDA Number	UNR	UNLV	DRI	NSC	CSN	GBC	TMCC	WNC	SYSTEM	Total	Sub Recipient
Total for 20.701		**1,361,886**	**1,264,361**	**50,802**	-	-	-	-	-	-	**2,677,049**	**1,692,228**
Total for Research And Innovative Technology Administration		**1,361,886**	**1,264,361**	**50,802**	-	-	-	-	-	-	**2,677,049**	**1,692,228**
Total for Department Of Transportation		**2,404,040**	**1,277,516**	**50,802**	-	-	-	-	-	-	**3,732,358**	**2,672,036**
National Aeronautics And Space Administration												
National Aeronautics And Space Administration												
Direct -Science	43.001	-	-	7,512	-	-	-	-	-	-	**7,512**	-
Direct -Science	43.001	-	92,793	-	-	-	-	-	-	-	**92,793**	-
Direct -Science	43.001	-	-	294,558	-	-	-	-	-	-	**294,558**	-
Direct -Science	43.001	-	12,375	-	-	-	-	-	-	-	**12,375**	-
Direct -Science	43.001	-	-	13,720	-	-	-	-	-	-	**13,720**	-
Direct -Science	43.001	-	32,501	-	-	-	-	-	-	-	**32,501**	-
Direct -Science	43.001	-	-	18,257	-	-	-	-	-	-	**18,257**	-
Direct -Science	43.001	-	-	65,129	-	-	-	-	-	-	**65,129**	-
Direct -Science	43.001	114,355	-	-	-	-	-	-	-	-	**114,355**	-
Direct -Science	43.001	-	9,530	-	-	-	-	-	-	-	**9,530**	-
Direct -Science	43.001	-	183,574	-	-	-	-	-	-	-	**183,574**	-
Direct -Science	43.001	-	-	145,640	-	-	-	-	-	-	**145,640**	-
Direct -Science	43.001	-	16,813	-	-	-	-	-	-	-	**16,813**	-
Direct -Science	43.001	-	13,938	-	-	-	-	-	-	-	**13,938**	-
Direct -Science	43.001	-	-	156,751	-	-	-	-	-	-	**156,751**	-
Direct -Science	43.001	-	125,735	-	-	-	-	-	-	-	**125,735**	-
Direct -Science	43.001	-	111,184	-	-	-	-	-	-	-	**111,184**	-
Direct -Science	43.001	-	-	122,849	-	-	-	-	-	-	**122,849**	-
Direct -Science	43.001	-	-	6,251	-	-	-	-	-	-	**6,251**	-
Direct -Science	43.001	24,325	-	-	-	-	-	-	-	-	**24,325**	-
Direct -Science	43.001	-	50,487	-	-	-	-	-	-	-	**50,487**	-
Direct -Science	43.001	-	81,204	-	-	-	-	-	-	-	**81,204**	-
Direct -Science	43.001	132,036	-	-	-	-	-	-	-	-	**132,036**	-
Direct -Science	43.001	-	-	140,961	-	-	-	-	-	-	**140,961**	-

Commission for the Las Vegas Centennia

	CFDA Number	UNR	UNLV	DRI	NSC	CSN	GBC	TMCC	WNC	SYSTEM	Total	Sub Recipient
Direct -Science	43.001	-	87,115	-	-	-	-	-	-	-	**87,115**	-
Direct -Science	43.001	-	-	326,987	-	-	-	-	-	-	**326,987**	-
Pass Through Defense Microelectronics Activity (HQ) -Science - Contract No.: S7106-01	43.001	-	793	-	-	-	-	-	-	-	**793**	-
Pass Through National Aeronautics and Space Administration -Science - Contract No.: T687795	43.001	28,941	-	-	-	-	-	-	-	-	**28,941**	-
Pass Through National Aeronautics and Space Administration -Science - Contract No.: S7100-01	43.001	-	30,023	-	-	-	-	-	-	-	**30,023**	-
Pass Through National Aeronautics and Space Administration -Science - Contract No.: N/A	43.001	-	24,324	-	-	-	-	-	-	-	**24,324**	-
Pass Through National Aeronautics and Space Administration -Science - Contract No.: MEMO	43.001	14,829	-	-	-	-	-	-	-	-	**14,829**	-
Pass Through National Aeronautics and Space Administration -Science - Contract No.: HST-AR-14579.001-A	43.001	-	31,989	-	-	-	-	-	-	-	**31,989**	-
Pass Through National Aeronautics and Space Administration -Science - Contract No.: G06-17097X	43.001	-	1,582	-	-	-	-	-	-	-	**1,582**	-
Pass Through National Aeronautics and Space Administration -Science - Contract No.: EN70242LMS-Task #S26168	43.001	-	43,510	-	-	-	-	-	-	-	**43,510**	-
Pass Through National Aeronautics and Space Administration -Science - Contract No.: EN70242LMS.S27687	43.001	-	21,013	-	-	-	-	-	-	-	**21,013**	-
Pass Through National Aeronautics and Space Administration -Science - Contract No.: EN70242LMS.S27686	43.001	-	26,845	-	-	-	-	-	-	-	**26,845**	-
Pass Through National Aeronautics and Space Administration -Science - Contract No.: BMSSA-003	43.001	-	-	49,663	-	-	-	-	-	-	**49,663**	-
Pass Through National Aeronautics and Space Administration -Science - Contract No.: 1598531	43.001	42,332	-	-	-	-	-	-	-	-	**42,332**	-
Pass Through National Aeronautics and Space Administration -Science - Contract No.: 1555797	43.001	31,028	-	-	-	-	-	-	-	-	**31,028**	-
Pass Through National Aeronautics and Space Administration -Science - Contract No.: #15958	43.001	137,447	-	-	-	-	-	-	-	-	**137,447**	-
Pass Through National Aeronautics and Space Administration -Science - Contract No.: 39109547	43.001	-	-	64,878	-	-	-	-	-	-	**64,878**	-
Direct -Science	43.001	-	-	-	-	-	-	-	-	-	**-**	32,029
Pass Through Utah State University -Science - Contract No.: N/A	43.001	-	-	-	-	-	-	-	-	-	**-**	117,880
Total for 43.001		**525,293**	**997,328**	**1,413,156**	**-**	**-**	**-**	**-**	**-**	**-**	**2,935,777**	**149,909**

The Accompanying Notes to the Schedule of Expenditures of Federal Awards are an integral part of this schedule.

Commission for the Las Vegas Centennia

	CFDA Number	UNR	UNLV	DRI	NSC	CSN	GBC	TMCC	WNC	SYSTEM	Total	Sub Recipient
Pass Through National Aeronautics and Space Administration -Exploration - Contract No.: 2018-021	43.003	1,966	-	-	-	-	-	-	-	-	**1,966**	-
Total for 43.003		**1,966**	-	-	-	-	-	-	-	-	**1,966**	-
Direct -Space Operations	43.007	-	45,140	-	-	-	-	-	-	-	**45,140**	-
Total for 43.007		**-**	**45,140**	-	-	-	-	-	-	-	**45,140**	-
Direct -Education	43.008	-	-	-	-	-	-	-	-	6,763	**6,763**	-
Direct -Education	43.008	-	-	-	-	-	-	-	-	12,525	**12,525**	-
Direct -Education	43.008	-	-	-	-	-	-	2,926	-	-	**2,926**	-
Direct -Education	43.008	-	-	-	-	-	-	36,025	-	-	**36,025**	-
Direct -Education	43.008	-	-	-	-	-	-	16,806	-	-	**16,806**	-
Direct -Education	43.008	-	-	-	-	-	-	-	-	3,582	**3,582**	-
Direct -Education	43.008	-	-	-	-	-	-	-	-	-	**-**	-
Direct -Education	43.008	-	-	-	-	-	-	-	-	47,654	**47,654**	-
Direct -Education	43.008	-	-	-	-	-	-	-	-	14,001	**14,001**	-
Direct -Education	43.008	-	-	-	-	-	-	11,350	-	-	**11,350**	-
Pass Through National Aeronautics and Space Administration -Education - Contract No.: 16-72	43.008	-	9,852	-	-	-	-	-	-	-	**9,852**	-
Pass Through National Aeronautics and Space Administration -Education - Contract No.: NSHE 15-105	43.008	-	-	-	7,248	-	-	-	-	-	**7,248**	-
Pass Through National Aeronautics and Space Administration -Education - Contract No.: AWD-06-00000167	43.008	-	-	38,342	-	-	-	-	-	-	**38,342**	-
Pass Through National Aeronautics and Space Administration -Education - Contract No.: AWD-06-00000172	43.008	-	-	3,638	-	-	-	-	-	-	**3,638**	-
Pass Through National Aeronautics and Space Administration -Education - Contract No.: AWD-06-00000173	43.008	-	-	7,641	-	-	-	-	-	-	**7,641**	-
Pass Through National Aeronautics and Space Administration -Education - Contract No.: AWD-06-00000174	43.008	-	-	17,032	-	-	-	-	-	-	**17,032**	-
Pass Through National Aeronautics and Space Administration -Education - Contract No.: AWD-06-00000178	43.008	-	-	8,299	-	-	-	-	-	-	**8,299**	-
Pass Through National Aeronautics and Space Administration -Education - Contract No.: AWD-06-00000223	43.008	-	-	127	-	-	-	-	-	-	**127**	-

Commission for the Las Vegas Centennia

	CFDA Number	UNR	UNLV	DRI	NSC	CSN	GBC	TMCC	WNC	SYSTEM	Total	Sub Recipient
Pass Through National Aeronautics and Space Administration -Education - Contract No.: AWD-06-00000329	43.008	-	-	6,824	-	-	-	-	-	-	**6,824**	-
Pass Through National Aeronautics and Space Administration -Education - Contract No.: AWD-06-00000344	43.008	-	-	9,033	-	-	-	-	-	-	**9,033**	-
Pass Through National Aeronautics and Space Administration -Education - Contract No.: AWD-06-00000356	43.008	-	-	12,095	-	-	-	-	-	-	**12,095**	-
Pass Through National Aeronautics and Space Administration -Education - Contract No.: AWD-06-00000360	43.008	-	-	15,212	-	-	-	-	-	-	**15,212**	-
Pass Through National Aeronautics and Space Administration -Education - Contract No.: AWD-06-00000373	43.008	-	-	9,732	-	-	-	-	-	-	**9,732**	-
Pass Through National Aeronautics and Space Administration -Education - Contract No.: NSHE # 15-106	43.008	-	-	-	-	2,786	-	-	-	-	**2,786**	-
Pass Through National Aeronautics and Space Administration -Education - Contract No.: NSHE # 15-55	43.008	-	-	-	-	2,322	-	-	-	-	**2,322**	-
Pass Through National Aeronautics and Space Administration -Education - Contract No.: AWD-06-00000166	43.008	-	-	24,152	-	-	-	-	-	-	**24,152**	-
Pass Through National Aeronautics and Space Administration -Education - Contract No.: NSHE-15-49	43.008	3,240	-	-	-	-	-	-	-	-	**3,240**	-
Pass Through National Aeronautics and Space Administration -Education - Contract No.: 16-42	43.008	-	89,500	-	-	-	-	-	-	-	**89,500**	-
Pass Through National Aeronautics and Space Administration -Education - Contract No.: UNR-18-53	43.008	-	13,696	-	-	-	-	-	-	-	**13,696**	-
Pass Through National Aeronautics and Space Administration -Education - Contract No.: NSHE-18-33	43.008	14,955	-	-	-	-	-	-	-	-	**14,955**	-
Pass Through National Aeronautics and Space Administration -Education - Contract No.: NSHE-17-51	43.008	14,371	-	-	-	-	-	-	-	-	**14,371**	-
Pass Through National Aeronautics and Space Administration -Education - Contract No.: NSHE-17-36	43.008	27,703	-	-	-	-	-	-	-	-	**27,703**	-
Pass Through National Aeronautics and Space Administration -Education - Contract No.: NSHE # 17-53	43.008	-	-	-	-	10,179	-	-	-	-	**10,179**	-
Pass Through National Aeronautics and Space Administration -Education - Contract No.: NSHE-16-88	43.008	15,171	-	-	-	-	-	-	-	-	**15,171**	-

The Accompanying Notes to the Schedule of Expenditures of Federal Awards are an integral part of this schedule.

Commission for the Las Vegas Centennia

	CFDA Number	UNR	UNLV	DRI	NSC	CSN	GBC	TMCC	WNC	SYSTEM	Total	Sub Recipient
Pass Through National Aeronautics and Space Administration -Education - Contract No.: NSHE 14-79	43.008	-	-	-	-	-	-	1,900	-	-	**1,900**	-
Pass Through National Aeronautics and Space Administration -Education - Contract No.: NSHE 18-43	43.008	15,208	-	-	-	-	-	-	-	-	**15,208**	-
Pass Through National Aeronautics and Space Administration -Education - Contract No.: NSHE 18-37	43.008	1,086	20,296	-	-	-	-	-	-	-	**21,382**	-
Pass Through National Aeronautics and Space Administration -Education - Contract No.: NSHE 18-31	43.008	12,793	-	-	-	-	-	-	-	-	**12,793**	-
Pass Through National Aeronautics and Space Administration -Education - Contract No.: NSHE 17-47	43.008	-	-	-	939	-	-	-	-	-	**939**	-
Pass Through National Aeronautics and Space Administration -Education - Contract No.: NSHE 16-31	43.008	-	62,201	-	-	-	-	-	-	-	**62,201**	-
Pass Through National Aeronautics and Space Administration -Education - Contract No.: NSHE-14-45	43.008	2,092	-	-	-	-	-	-	-	-	**2,092**	-
Pass Through National Aeronautics and Space Administration -Education - Contract No.: NSHE-17-32	43.008	29,576	-	-	-	-	-	-	-	-	**29,576**	-
Pass Through National Aeronautics and Space Administration -Education - Contract No.: 16BP202890 15-101	43.008	-	-	-	-	-	-	-	343	-	**343**	-
Pass Through National Aeronautics and Space Administration -Education - Contract No.: AWD-06-00000162	43.008	-	-	207,797	-	-	-	-	-	-	**207,797**	-
Pass Through National Aeronautics and Space Administration -Education - Contract No.: 18-28	43.008	-	34,529	-	-	-	-	-	-	-	**34,529**	-
Pass Through National Aeronautics and Space Administration -Education - Contract No.: 17-38	43.008	-	6,069	-	-	-	-	-	-	-	**6,069**	-
Pass Through National Aeronautics and Space Administration -Education - Contract No.: 17-31	43.008	-	4,024	-	-	-	-	-	-	-	**4,024**	-
Pass Through National Aeronautics and Space Administration -Education - Contract No.: 17-30	43.008	-	29,807	-	-	-	-	-	-	-	**29,807**	-
Pass Through National Aeronautics and Space Administration -Education - Contract No.: AWD-06-00000164	43.008	-	-	55,423	-	-	-	-	-	-	**55,423**	-
Pass Through National Aeronautics and Space Administration -Education - Contract No.: 06-00000360-01	43.008	11,189	-	-	-	-	-	-	-	-	**11,189**	-
Pass Through National Aeronautics and Space Administration -Education - Contract No.: 14-44	43.008	-	19,993	-	-	-	-	-	-	-	**19,993**	-

Commission for the Las Vegas Centennia

	CFDA Number	UNR	UNLV	DRI	NSC	CSN	GBC	TMCC	WNC	SYSTEM	Total	Sub Recipient
Pass Through National Aeronautics and Space Administration -Education - Contract No.: 15-51	43.008	-	18,188	-	-	-	-	-	-	-	**18,188**	-
Pass Through National Aeronautics and Space Administration -Education - Contract No.: 16-64	43.008	-	10,638	-	-	-	-	-	-	-	**10,638**	-
Pass Through National Aeronautics and Space Administration -Education - Contract No.: NSHE-16-33	43.008	148,990	-	-	-	-	-	-	-	-	**148,990**	-
Pass Through Nevada NASA Space Grant Consortium -Education - Contract No.: NSHE 15-56	43.008	-	-	-	-	-	4,618	-	-	-	**4,618**	-
Pass Through Nevada System Of Higher Education (System Office) - Sponsor - Education - Contract No.: DRI 656.7117.01	43.008	-	-	-	1,610	-	-	-	-	-	**1,610**	-
Total for 43.008		**296,374**	**318,793**	**415,347**	**9,797**	**15,287**	**4,618**	**69,007**	**343**	**84,525**	**1,214,091**	-
Total for National Aeronautics And Space Administration		**823,633**	**1,361,261**	**1,828,503**	**9,797**	**15,287**	**4,618**	**69,007**	**343**	**84,525**	**4,196,974**	**149,909**
Total for National Aeronautics And Space Administration		**823,633**	**1,361,261**	**1,828,503**	**9,797**	**15,287**	**4,618**	**69,007**	**343**	**84,525**	**4,196,974**	**149,909**
National Endowment For The Arts												
National Endowment For The Arts												
Pass Through National Endowment for the Arts - Promotion of the Arts_Grants to Organizations and Individuals - Contract No.: PRJ18.0.20	45.024	-	3,784	-	-	-	-	-	-	-	**3,784**	-
Pass Through National Endowment for the Arts - Promotion of the Arts_Grants to Organizations and Individuals - Contract No.: PRJ18.0.19	45.024	-	4,563	-	-	-	-	-	-	-	**4,563**	-
Pass Through National Endowment for the Arts - Promotion of the Arts_Grants to Organizations and Individuals - Contract No.: PRJ18.0.21	45.024	-	3,881	-	-	-	-	-	-	-	**3,881**	-
Total for 45.024		**-**	**12,228**	-	-	-	-	-	-	-	**12,228**	-
Total for National Endowment For The Arts		-	**12,228**	-	-	-	-	-	-	-	**12,228**	-
Total for National Endowment For The Arts		-	**12,228**	-	-	-	-	-	-	-	**12,228**	-
National Endowment For The Humanities												
National Endowment For The Humanities												
Pass Through National Endowment for the Humanities -Promotion of the Humanities_Federal/State Partnership - Contract No.: 2017-37	45.129	-	5,000	-	-	-	-	-	-	-	**5,000**	-
Total for 45.129		**-**	**5,000**	-	-	-	-	-	-	-	**5,000**	-

The Accompanying Notes to the Schedule of Expenditures of Federal Awards are an integral part of this schedule.

Commission for the Las Vegas Centennia

	CFDA Number	UNR	UNLV	DRI	NSC	CSN	GBC	TMCC	WNC	SYSTEM	Total	Sub Recipient
Direct -Promotion of the Humanities_Division of Preservation and Access	45.149	-	147,496	-	-	-	-	-	-	-	**147,496**	-
Total for 45.149		**-**	**147,496**	-	-	-	-	-	-	-	**147,496**	-
Pass Through National Endowment for the Humanities -Promotion of the Humanities_Professional Development - Contract No.: 26847	45.163	-	1,765	-	-	-	-	-	-	-	**1,765**	-
Total for 45.163		**-**	**1,765**	-	-	-	-	-	-	-	**1,765**	-
Total for National Endowment For The Humanities		-	**154,261**	-	-	-	-	-	-	-	**154,261**	-
Total for National Endowment For The Humanities		-	**154,261**	-	-	-	-	-	-	-	**154,261**	-
Institute Of Museum And Library Services												
Institute Of Museum And Library Services												
Direct -National Leadership Grants	45.312	-	32,871	-	-	-	-	-	-	-	**32,871**	-
Total for 45.312		**-**	**32,871**	-	-	-	-	-	-	-	**32,871**	-
Total for Institute Of Museum And Library Services		-	**32,871**	-	-	-	-	-	-	-	**32,871**	-
Total for Institute Of Museum And Library Services		-	**32,871**	-	-	-	-	-	-	-	**32,871**	-
National Science Foundation												
National Science Foundation												
Direct -Engineering Grants	47.041	-	25,913	-	-	-	-	-	-	-	**25,913**	-
Direct -Engineering Grants	47.041	21,248	-	-	-	-	-	-	-	-	**21,248**	-
Direct -Engineering Grants	47.041	93,232	-	-	-	-	-	-	-	-	**93,232**	-
Direct -Engineering Grants	47.041	95,503	-	-	-	-	-	-	-	-	**95,503**	-
Direct -Engineering Grants	47.041	60,131	-	-	-	-	-	-	-	-	**60,131**	-
Direct -Engineering Grants	47.041	15,180	-	-	-	-	-	-	-	-	**15,180**	-
Direct -Engineering Grants	47.041	40,276	-	-	-	-	-	-	-	-	**40,276**	-
Direct -Engineering Grants	47.041	640,062	-	-	-	-	-	-	-	-	**640,062**	-
Direct -Engineering Grants	47.041	-	98,856	-	-	-	-	-	-	-	**98,856**	-
Direct -Engineering Grants	47.041	113,187	-	-	-	-	-	-	-	-	**113,187**	-
Direct -Engineering Grants	47.041	48,402	-	-	-	-	-	-	-	-	**48,402**	-
Direct -Engineering Grants	47.041	58,769	-	-	-	-	-	-	-	-	**58,769**	-

Commission for the Las Vegas Centennia

	CFDA Number	UNR	UNLV	DRI	NSC	CSN	GBC	TMCC	WNC	SYSTEM	Total	Sub Recipient
Direct -Engineering Grants	47.041	-	28,971	-	-	-	-	-	-	-	**28,971**	-
Direct -Engineering Grants	47.041	139,587	-	-	-	-	-	-	-	-	**139,587**	-
Direct -Engineering Grants	47.041	74,363	-	-	-	-	-	-	-	-	**74,363**	-
Direct -Engineering Grants	47.041	122,467	-	-	-	-	-	-	-	-	**122,467**	-
Direct -Engineering Grants	47.041	-	33,487	-	-	-	-	-	-	-	**33,487**	-
Direct -Engineering Grants	47.041	44,358	-	-	-	-	-	-	-	-	**44,358**	-
Direct -Engineering Grants	47.041	39,336	-	-	-	-	-	-	-	-	**39,336**	-
Direct -Engineering Grants	47.041	-	83,570	-	-	-	-	-	-	-	**83,570**	-
Direct -Engineering Grants	47.041	181,842	-	-	-	-	-	-	-	-	**181,842**	-
Direct -Engineering Grants	47.041	4,844	-	-	-	-	-	-	-	-	**4,844**	-
Direct -Engineering Grants	47.041	-	387	-	-	-	-	-	-	-	**387**	-
Direct -Engineering Grants	47.041	29,678	-	-	-	-	-	-	-	-	**29,678**	-
Pass Through National Science Foundation - Engineering Grants - Contract No.: 28250-04301-S12	47.041	454	-	-	-	-	-	-	-	-	**454**	-
Pass Through National Science Foundation - Engineering Grants - Contract No.: 17-046	47.041	15,785	-	-	-	-	-	-	-	-	**15,785**	-
Pass Through National Science Foundation - Engineering Grants - Contract No.: 1805-206-2010275	47.041	15,636	-	-	-	-	-	-	-	-	**15,636**	-
Pass Through National Science Foundation - Engineering Grants - Contract No.: W000513337	47.041	537	-	-	-	-	-	-	-	-	**537**	-
Pass Through National Science Foundation - Engineering Grants - Contract No.: E200GUA874	47.041	60,531	-	-	-	-	-	-	-	-	**60,531**	-
Pass Through National Science Foundation - Engineering Grants - Contract No.: UNR 15-19	47.041	-	40,485	-	-	-	-	-	-	-	**40,485**	-
Direct -Engineering Grants	47.041	-	-	-	-	-	-	-	-	-	**-**	113,970
Total for 47.041		**1,915,408**	**311,669**	-	-	-	-	-	-	-	**2,227,077**	**113,970**
Direct -Mathematical and Physical Sciences	47.049	143,684	-	-	-	-	-	-	-	-	**143,684**	-
Direct -Mathematical and Physical Sciences	47.049	2,325	-	-	-	-	-	-	-	-	**2,325**	-
Direct -Mathematical and Physical Sciences	47.049	-	37,093	-	-	-	-	-	-	-	**37,093**	-
Direct -Mathematical and Physical Sciences	47.049	-	52,813	-	-	-	-	-	-	-	**52,813**	-
Direct -Mathematical and Physical Sciences	47.049	(718)	-	-	-	-	-	-	-	-	**(718)**	-
Direct -Mathematical and Physical Sciences	47.049	493	-	-	-	-	-	-	-	-	**493**	-

Commission for the Las Vegas Centennia

	CFDA Number	UNR	UNLV	DRI	NSC	CSN	GBC	TMCC	WNC	SYSTEM	Total	Sub Recipient
Direct -Mathematical and Physical Sciences	47.049	79,328	-	-	-	-	-	-	-	-	**79,328**	-
Direct -Mathematical and Physical Sciences	47.049	164,110	-	-	-	-	-	-	-	-	**164,110**	-
Direct -Mathematical and Physical Sciences	47.049	47,478	-	-	-	-	-	-	-	-	**47,478**	-
Direct -Mathematical and Physical Sciences	47.049	-	-	46,582	-	-	-	-	-	-	**46,582**	-
Direct -Mathematical and Physical Sciences	47.049	174,920	-	-	-	-	-	-	-	-	**174,920**	-
Direct -Mathematical and Physical Sciences	47.049	2,598	-	-	-	-	-	-	-	-	**2,598**	-
Direct -Mathematical and Physical Sciences	47.049	235	-	-	-	-	-	-	-	-	**235**	-
Direct -Mathematical and Physical Sciences	47.049	122,629	-	-	-	-	-	-	-	-	**122,629**	-
Direct -Mathematical and Physical Sciences	47.049	65,268	-	-	-	-	-	-	-	-	**65,268**	-
Direct -Mathematical and Physical Sciences	47.049	-	135,743	-	-	-	-	-	-	-	**135,743**	-
Direct -Mathematical and Physical Sciences	47.049	99,506	-	-	-	-	-	-	-	-	**99,506**	-
Direct -Mathematical and Physical Sciences	47.049	99,108	-	-	-	-	-	-	-	-	**99,108**	-
Direct -Mathematical and Physical Sciences	47.049	91,647	-	-	-	-	-	-	-	-	**91,647**	-
Direct -Mathematical and Physical Sciences	47.049	(1)	-	-	-	-	-	-	-	-	**(1)**	-
Direct -Mathematical and Physical Sciences	47.049	101,778	-	-	-	-	-	-	-	-	**101,778**	-
Pass Through National Science Foundation - Mathematical and Physical Sciences - Contract No.: 44137630	47.049	19,423	-	-	-	-	-	-	-	-	**19,423**	-
Direct -Mathematical and Physical Sciences	47.049	-	-	-	-	-	-	-	-	-	**-**	4,233
Direct -Mathematical and Physical Sciences	47.049	-	-	-	-	-	-	-	-	-	**-**	5,715
Total for 47.049		**1,213,811**	**225,649**	**46,582**	**-**	**-**	**-**	**-**	**-**	**-**	**1,486,042**	**9,948**
Direct -Geosciences	47.050	-	-	28,979	-	-	-	-	-	-	**28,979**	-
Direct -Geosciences	47.050	-	-	122,668	-	-	-	-	-	-	**122,668**	-
Direct -Geosciences	47.050	-	-	80,630	-	-	-	-	-	-	**80,630**	-
Direct -Geosciences	47.050	-	-	24,492	-	-	-	-	-	-	**24,492**	-
Direct -Geosciences	47.050	-	-	1,084	-	-	-	-	-	-	**1,084**	-
Direct -Geosciences	47.050	101,512	-	-	-	-	-	-	-	-	**101,512**	-
Direct -Geosciences	47.050	1,227	-	-	-	-	-	-	-	-	**1,227**	-
Direct -Geosciences	47.050	-	-	3,715	-	-	-	-	-	-	**3,715**	-
Direct -Geosciences	47.050	429,462	-	-	-	-	-	-	-	-	**429,462**	-

Commission for the Las Vegas Centennia

	CFDA Number	UNR	UNLV	DRI	NSC	CSN	GBC	TMCC	WNC	SYSTEM	Total	Sub Recipient
Direct -Geosciences	47.050	-	-	29,962	-	-	-	-	-	-	**29,962**	-
Direct -Geosciences	47.050	-	83,438	-	-	-	-	-	-	-	**83,438**	-
Direct -Geosciences	47.050	-	164,849	-	-	-	-	-	-	-	**164,849**	-
Direct -Geosciences	47.050	40,407	-	-	-	-	-	-	-	-	**40,407**	-
Direct -Geosciences	47.050	41,670	-	-	-	-	-	-	-	-	**41,670**	-
Direct -Geosciences	47.050	-	95,037	-	-	-	-	-	-	-	**95,037**	-
Direct -Geosciences	47.050	-	-	60,815	-	-	-	-	-	-	**60,815**	-
Direct -Geosciences	47.050	11,747	-	-	-	-	-	-	-	-	**11,747**	-
Direct -Geosciences	47.050	739	-	-	-	-	-	-	-	-	**739**	-
Direct -Geosciences	47.050	-	105,887	-	-	-	-	-	-	-	**105,887**	-
Direct -Geosciences	47.050	-	56,145	-	-	-	-	-	-	-	**56,145**	-
Direct -Geosciences	47.050	-	21,722	-	-	-	-	-	-	-	**21,722**	-
Direct -Geosciences	47.050	3,652	-	-	-	-	-	-	-	-	**3,652**	-
Direct -Geosciences	47.050	20,070	-	-	-	-	-	-	-	-	**20,070**	-
Direct -Geosciences	47.050	167,425	-	-	-	-	-	-	-	-	**167,425**	-
Direct -Geosciences	47.050	132,593	-	-	-	-	-	-	-	-	**132,593**	-
Direct -Geosciences	47.050	91,568	-	-	-	-	-	-	-	-	**91,568**	-
Direct -Geosciences	47.050	-	-	136,865	-	-	-	-	-	-	**136,865**	-
Direct -Geosciences	47.050	8,810	-	-	-	-	-	-	-	-	**8,810**	-
Direct -Geosciences	47.050	-	-	23,813	-	-	-	-	-	-	**23,813**	-
Direct -Geosciences	47.050	25,497	-	-	-	-	-	-	-	-	**25,497**	-
Direct -Geosciences	47.050	-	-	45,475	-	-	-	-	-	-	**45,475**	-
Direct -Geosciences	47.050	-	-	20,153	-	-	-	-	-	-	**20,153**	-
Direct -Geosciences	47.050	184,829	-	-	-	-	-	-	-	-	**184,829**	-
Direct -Geosciences	47.050	-	29,713	-	-	-	-	-	-	-	**29,713**	-
Direct -Geosciences	47.050	-	89,265	-	-	-	-	-	-	-	**89,265**	-
Direct -Geosciences	47.050	34,840	-	-	-	-	-	-	-	-	**34,840**	-
Direct -Geosciences	47.050	14,475	-	-	-	-	-	-	-	-	**14,475**	-
Direct -Geosciences	47.050	272,376	-	-	-	-	-	-	-	-	**272,376**	-

The Accompanying Notes to the Schedule of Expenditures of Federal Awards are an integral part of this schedule.

Commission for the Las Vegas Centennia

	CFDA Number	UNR	UNLV	DRI	NSC	CSN	GBC	TMCC	WNC	SYSTEM	Total	Sub Recipient
Direct -Geosciences	47.050	-	-	94,500	-	-	-	-	-	-	**94,500**	-
Direct -Geosciences	47.050	28,103	-	-	-	-	-	-	-	-	**28,103**	-
Direct -Geosciences	47.050	-	-	165,364	-	-	-	-	-	-	**165,364**	-
Direct -Geosciences	47.050	72,856	-	-	-	-	-	-	-	-	**72,856**	-
Direct -Geosciences	47.050	-	39,079	-	-	-	-	-	-	-	**39,079**	-
Direct -Geosciences	47.050	-	-	189,501	-	-	-	-	-	-	**189,501**	-
Pass Through National Science Foundation - Geosciences - Contract No.: 1728274	47.050	-	-	-	-	-	22,647	-	-	-	**22,647**	-
Pass Through National Science Foundation - Geosciences - Contract No.: A003176713	47.050	41,285	-	-	-	-	-	-	-	-	**41,285**	-
Pass Through National Science Foundation - Geosciences - Contract No.: 91264499	47.050	23,181	-	-	-	-	-	-	-	-	**23,181**	-
Direct -Geosciences	47.050	-	-	-	-	-	-	-	-	-	**-**	7,272
Direct -Geosciences	47.050	-	-	-	-	-	-	-	-	-	**-**	68,496
Pass Through Geosciences -Geosciences - Contract No.: N/A	47.050	-	-	-	-	-	-	-	-	-	**-**	5,358
Total for 47.050		**1,748,324**	**685,135**	**1,028,016**	**-**	**-**	**22,647**	**-**	**-**	**-**	**3,484,122**	**81,126**
Direct -Computer and Information Science and Engineering	47.070	92,558	-	-	-	-	-	-	-	-	**92,558**	-
Direct -Computer and Information Science and Engineering	47.070	4,821	-	-	-	-	-	-	-	-	**4,821**	-
Direct -Computer and Information Science and Engineering	47.070	49,266	-	-	-	-	-	-	-	-	**49,266**	-
Direct -Computer and Information Science and Engineering	47.070	47,361	-	-	-	-	-	-	-	-	**47,361**	-
Direct -Computer and Information Science and Engineering	47.070	52,497	-	-	-	-	-	-	-	-	**52,497**	-
Direct -Computer and Information Science and Engineering	47.070	54,066	-	-	-	-	-	-	-	-	**54,066**	-
Direct -Computer and Information Science and Engineering	47.070	-	1,317	-	-	-	-	-	-	-	**1,317**	-
Direct -Computer and Information Science and Engineering	47.070	-	41,790	-	-	-	-	-	-	-	**41,790**	-
Direct -Computer and Information Science and Engineering	47.070	31,224	-	-	-	-	-	-	-	-	**31,224**	-
Direct -Computer and Information Science and Engineering	47.070	-	148,625	-	-	-	-	-	-	-	**148,625**	-
Direct -Computer and Information Science and Engineering	47.070	-	40,858	-	-	-	-	-	-	-	**40,858**	-

Commission for the Las Vegas Centennia

	CFDA Number	UNR	UNLV	DRI	NSC	CSN	GBC	TMCC	WNC	SYSTEM	Total	Sub Recipient
Direct -Computer and Information Science and Engineering	47.070	67,608	-	-	-	-	-	-	-	-	**67,608**	-
Direct -Computer and Information Science and Engineering	47.070	202,347	-	-	-	-	-	-	-	-	**202,347**	-
Direct -Computer and Information Science and Engineering	47.070	43,931	-	-	-	-	-	-	-	-	**43,931**	-
Direct -Computer and Information Science and Engineering	47.070	74,174	-	-	-	-	-	-	-	-	**74,174**	-
Direct -Computer and Information Science and Engineering	47.070	75,542	-	-	-	-	-	-	-	-	**75,542**	-
Pass Through National Science Foundation - Computer and Information Science and Engineering - Contract No.: 566188	47.070	-	-	29,034	-	-	-	-	-	-	**29,034**	-
Direct -Computer and Information Science and Engineering	47.070	-	-	-	-	-	-	-	-	-	**-**	41,622
Direct -Computer and Information Science and Engineering	47.070	-	-	-	-	-	-	-	-	-	**-**	118,389
Total for 47.070		**795,395**	**232,590**	**29,034**	-	-	-	-	-	-	**1,057,019**	**160,011**
Direct -Biological Sciences	47.074	36,560	-	-	-	-	-	-	-	-	**36,560**	-
Direct -Biological Sciences	47.074	-	107,390	-	-	-	-	-	-	-	**107,390**	-
Direct -Biological Sciences	47.074	19	-	-	-	-	-	-	-	-	**19**	-
Direct -Biological Sciences	47.074	-	19,760	-	-	-	-	-	-	-	**19,760**	-
Direct -Biological Sciences	47.074	224,274	-	-	-	-	-	-	-	-	**224,274**	-
Direct -Biological Sciences	47.074	-	111,833	-	-	-	-	-	-	-	**111,833**	-
Direct -Biological Sciences	47.074	-	111,409	-	-	-	-	-	-	-	**111,409**	-
Direct -Biological Sciences	47.074	109,847	-	-	-	-	-	-	-	-	**109,847**	-
Direct -Biological Sciences	47.074	100,932	-	-	-	-	-	-	-	-	**100,932**	-
Direct -Biological Sciences	47.074	-	41,317	-	-	-	-	-	-	-	**41,317**	-
Direct -Biological Sciences	47.074	108,927	-	-	-	-	-	-	-	-	**108,927**	-
Direct -Biological Sciences	47.074	360,863	-	-	-	-	-	-	-	-	**360,863**	-
Direct -Biological Sciences	47.074	37,168	-	-	-	-	-	-	-	-	**37,168**	-
Direct -Biological Sciences	47.074	56,789	-	-	-	-	-	-	-	-	**56,789**	-
Direct -Biological Sciences	47.074	126,967	-	-	-	-	-	-	-	-	**126,967**	-
Direct -Biological Sciences	47.074	124,961	-	-	-	-	-	-	-	-	**124,961**	-
Direct -Biological Sciences	47.074	-	166	-	-	-	-	-	-	-	**166**	-

Commission for the Las Vegas Centennia

	CFDA Number	UNR	UNLV	DRI	NSC	CSN	GBC	TMCC	WNC	SYSTEM	Total	Sub Recipient
Direct -Biological Sciences	47.074	-	101,870	-	-	-	-	-	-	-	**101,870**	-
Direct -Biological Sciences	47.074	93,347	-	-	-	-	-	-	-	-	**93,347**	-
Direct -Biological Sciences	47.074	-	179,914	-	-	-	-	-	-	-	**179,914**	-
Direct -Biological Sciences	47.074	172,658	-	-	-	-	-	-	-	-	**172,658**	-
Direct -Biological Sciences	47.074	36,723	-	-	-	-	-	-	-	-	**36,723**	-
Direct -Biological Sciences	47.074	83,256	-	-	-	-	-	-	-	-	**83,256**	-
Direct -Biological Sciences	47.074	156,879	-	-	-	-	-	-	-	-	**156,879**	-
Direct -Biological Sciences	47.074	52,958	-	-	-	-	-	-	-	-	**52,958**	-
Direct -Biological Sciences	47.074	-	997,980	-	-	-	-	-	-	-	**997,980**	-
Direct -Biological Sciences	47.074	21,826	-	-	-	-	-	-	-	-	**21,826**	-
Direct -Biological Sciences	47.074	3,171	-	-	-	-	-	-	-	-	**3,171**	-
Direct -Biological Sciences	47.074	-	76,017	-	-	-	-	-	-	-	**76,017**	-
Direct -Biological Sciences	47.074	44,766	-	-	-	-	-	-	-	-	**44,766**	-
Direct -Biological Sciences	47.074	-	43,939	-	-	-	-	-	-	-	**43,939**	-
Direct -Biological Sciences	47.074	-	-	50,181	-	-	-	-	-	-	**50,181**	-
Direct -Biological Sciences	47.074	-	-	9,012	-	-	-	-	-	-	**9,012**	-
Direct -Biological Sciences	47.074	290,171	-	-	-	-	-	-	-	-	**290,171**	-
Direct -Biological Sciences	47.074	134,799	-	-	-	-	-	-	-	-	**134,799**	-
Direct -Biological Sciences	47.074	17,073	-	-	-	-	-	-	-	-	**17,073**	-
Direct -Biological Sciences	47.074	-	-	50,971	-	-	-	-	-	-	**50,971**	-
Pass Through National Science Foundation - Biological Sciences - Contract No.: 1003017-08	47.074	3,643	-	-	-	-	-	-	-	-	**3,643**	-
Direct -Biological Sciences	47.074	-	-	-	-	-	-	-	-	-	**-**	38,488
Direct -Biological Sciences	47.074	-	-	-	-	-	-	-	-	-	**-**	202,899
Direct -Biological Sciences	47.074	-	-	-	-	-	-	-	-	-	**-**	106,411
Direct -Biological Sciences	47.074	-	-	-	-	-	-	-	-	-	**-**	121,919
Direct -Biological Sciences	47.074	-	-	-	-	-	-	-	-	-	**-**	50,000
Total for 47.074		**2,398,577**	**1,791,595**	**110,164**	-	-	-	-	-	-	**4,300,336**	**519,717**
Direct -Social, Behavioral, and Economic Sciences	47.075	10,543	-	-	-	-	-	-	-	-	**10,543**	-

Commission for the Las Vegas Centennia

	CFDA Number	UNR	UNLV	DRI	NSC	CSN	GBC	TMCC	WNC	SYSTEM	Total	Sub Recipient
Direct -Social, Behavioral, and Economic Sciences	47.075	79,900	-	-	-	-	-	-	-	-	**79,900**	-
Direct -Social, Behavioral, and Economic Sciences	47.075	-	61,899	-	-	-	-	-	-	-	**61,899**	-
Direct -Social, Behavioral, and Economic Sciences	47.075	43,406	-	-	-	-	-	-	-	-	**43,406**	-
Direct -Social, Behavioral, and Economic Sciences	47.075	102,327	-	-	-	-	-	-	-	-	**102,327**	-
Direct -Social, Behavioral, and Economic Sciences	47.075	4,791	-	-	-	-	-	-	-	-	**4,791**	-
Direct -Social, Behavioral, and Economic Sciences	47.075	-	48,886	-	-	-	-	-	-	-	**48,886**	-
Direct -Social, Behavioral, and Economic Sciences	47.075	991	-	-	-	-	-	-	-	-	**991**	-
Direct -Social, Behavioral, and Economic Sciences	47.075	54,647	-	-	-	-	-	-	-	-	**54,647**	-
Direct -Social, Behavioral, and Economic Sciences	47.075	-	142,998	-	-	-	-	-	-	-	**142,998**	-
Direct -Social, Behavioral, and Economic Sciences	47.075	60,969	-	-	-	-	-	-	-	-	**60,969**	-
Direct -Social, Behavioral, and Economic Sciences	47.075	-	1,184	-	-	-	-	-	-	-	**1,184**	-
Direct -Social, Behavioral, and Economic Sciences	47.075	3,661	-	-	-	-	-	-	-	-	**3,661**	-
Direct -Social, Behavioral, and Economic Sciences	47.075	-	-	18,996	-	-	-	-	-	-	**18,996**	-
Pass Through National Science Foundation - Social, Behavioral, and Economic Sciences - Contract No.: GTK137-SB-001	47.075	10,181	-	-	-	-	-	-	-	-	**10,181**	-
Pass Through National Science Foundation - Social, Behavioral, and Economic Sciences - Contract No.: #44335	47.075	616,153	-	-	-	-	-	-	-	-	**616,153**	-
Pass Through National Science Foundation - Social, Behavioral, and Economic Sciences - Contract No.: AWD-06-00000243	47.075	-	-	24,416	-	-	-	-	-	-	**24,416**	-
Direct -Social, Behavioral, and Economic Sciences	47.075	-	-	-	-	-	-	-	-	-	**-**	3,766
Direct -Social, Behavioral, and Economic Sciences	47.075	-	-	-	-	-	-	-	-	-	**-**	3,481
Total for 47.075		**987,569**	**254,967**	**43,412**	-	-	-	-	-	-	**1,285,948**	**7,247**
Direct -Education and Human Resources	47.076	-	122,294	-	-	-	-	-	-	-	**122,294**	-
Direct -Education and Human Resources	47.076	-	66,357	-	-	-	-	-	-	-	**66,357**	-
Direct -Education and Human Resources	47.076	-	-	-	10,016	-	-	-	-	-	**10,016**	-

Commission for the Las Vegas Centennia

	CFDA Number	UNR	UNLV	DRI	NSC	CSN	GBC	TMCC	WNC	SYSTEM	Total	Sub Recipient
Direct -Education and Human Resources	47.076	-	62,067	-	-	-	-	-	-	-	**62,067**	-
Direct -Education and Human Resources	47.076	-	291,488	-	-	-	-	-	-	-	**291,488**	-
Direct -Education and Human Resources	47.076	-	32,614	-	-	-	-	-	-	-	**32,614**	-
Direct -Education and Human Resources	47.076	72,509	-	-	-	-	-	-	-	-	**72,509**	-
Direct -Education and Human Resources	47.076	23,406	-	-	-	-	-	-	-	-	**23,406**	-
Direct -Education and Human Resources	47.076	-	63,379	-	-	-	-	-	-	-	**63,379**	-
Direct -Education and Human Resources	47.076	80,377	-	-	-	-	-	-	-	-	**80,377**	-
Direct -Education and Human Resources	47.076	55,474	-	-	-	-	-	-	-	-	**55,474**	-
Direct -Education and Human Resources	47.076	111,173	-	-	-	-	-	-	-	-	**111,173**	-
Direct -Education and Human Resources	47.076	269,674	-	-	-	-	-	-	-	-	**269,674**	-
Pass Through National Science Foundation - Education and Human Resources - Contract No.: 1640131-003	47.076	-	132,449	-	-	-	-	-	-	-	**132,449**	-
Pass Through National Science Foundation - Education and Human Resources - Contract No.: 175944	47.076	-	21,549	-	-	-	-	-	-	-	**21,549**	-
Pass Through National Science Foundation - Education and Human Resources - Contract No.: Subaward No. 17-22RG1-01	47.076	-	-	-	-	7,430	-	-	-	-	**7,430**	-
Pass Through National Science Foundation - Education and Human Resources - Contract No.: 1516471	47.076	-	-	-	-	-	-	6,624	-	-	**6,624**	-
Pass Through National Science Foundation - Education and Human Resources - Contract No.: 97159537	47.076	-	20,481	-	-	-	-	-	-	-	**20,481**	-
Direct -Education and Human Resources	47.076	-	-	-	-	-	-	-	-	-	-	771,935
Direct -Education and Human Resources	47.076	-	-	-	-	-	-	-	-	-	-	61,854
Direct -Education and Human Resources	47.076	-	-	-	-	-	-	-	-	-	-	17,371
Direct -Education and Human Resources	47.076	-	-	-	-	-	-	-	-	-	-	21,046
Total for 47.076		**612,613**	**812,678**	**-**	**10,016**	**7,430**	**-**	**6,624**	**-**	**-**	**1,449,361**	**872,206**
Direct -Polar Programs	47.078	-	-	(13)	-	-	-	-	-	-	**(13)**	-
Total for 47.078		**-**	**-**	**(13)**	**-**	**-**	**-**	**-**	**-**	**-**	**(13)**	**-**
Direct -International Science and Engineering (OISE)	47.079	-	-	-	-	-	-	-	-	5,770	**5,770**	-
Direct -International Science and Engineering (OISE)	47.079	-	142,277	-	-	-	-	-	-	-	**142,277**	-

Commission for the Las Vegas Centennia

	CFDA Number	UNR	UNLV	DRI	NSC	CSN	GBC	TMCC	WNC	SYSTEM	Total	Sub Recipient
Direct -International Science and Engineering (OISE)	47.079	-	47,740	-	-	-	-	-	-	-	**47,740**	-
Direct -International Science and Engineering (OISE)	47.079	-	4,553	-	-	-	-	-	-	-	**4,553**	-
Direct -International Science and Engineering (OISE)	47.079	-	-	-	-	-	-	-	-	427	**427**	-
Direct -International Science and Engineering (OISE)	47.079	-	575,248	-	-	-	-	-	-	-	**575,248**	-
Pass Through National Science Foundation - International Science and Engineering (OISE) - Contract No.: NSHE-14-15	47.079	59,308	-	-	-	-	-	-	-	-	**59,308**	-
Pass Through National Science Foundation - International Science and Engineering (OISE) - Contract No.: NSHE 14-17	47.079	-	-	21,853	-	-	-	-	-	-	**21,853**	-
Pass Through National Science Foundation - International Science and Engineering (OISE) - Contract No.: NSHE 14-16	47.079	-	28,823	-	-	-	-	-	-	-	**28,823**	-
Pass Through National Science Foundation - International Science and Engineering (OISE) - Contract No.: 14-41	47.079	-	58,119	-	-	-	-	-	-	-	**58,119**	-
Pass Through National Science Foundation - International Science and Engineering (OISE) - Contract No.: S1315A-A/OISE-968391	47.079	-	-	36,306	-	-	-	-	-	-	**36,306**	-
Pass Through National Science Foundation - International Science and Engineering (OISE) - Contract No.: NSHE-16-40	47.079	143	-	-	-	-	-	-	-	-	**143**	-
Pass Through National Science Foundation - International Science and Engineering (OISE) - Contract No.: NSF IIA-1301726	47.079	-	-	-	-	-	-	-	4,750	-	**4,750**	-
Pass Through National Science Foundation - International Science and Engineering (OISE) - Contract No.: NSHE-14-43	47.079	11,104	-	-	-	-	-	-	-	-	**11,104**	-
Direct -International Science and Engineering (OISE)	47.079	-	-	-	-	-	-	-	-	-	**-**	8,348
Direct -International Science and Engineering (OISE)	47.079	-	-	-	-	-	-	-	-	-	**-**	25,426
Direct -International Science and Engineering (OISE)	47.079	-	-	-	-	-	-	-	-	-	**-**	32,059
Direct -International Science and Engineering (OISE)	47.079	-	-	-	-	-	-	-	-	-	**-**	34,383
Direct -International Science and Engineering (OISE)	47.079	-	-	-	-	-	-	-	-	-	**-**	30,496
Direct -International Science and Engineering (OISE)	47.079	-	-	-	-	-	-	-	-	-	**-**	62,827
Direct -International Science and Engineering (OISE)	47.079	-	-	-	-	-	-	-	-	-	**-**	47,464

Commission for the Las Vegas Centennia

	CFDA Number	UNR	UNLV	DRI	NSC	CSN	GBC	TMCC	WNC	SYSTEM	Total	Sub Recipient
Direct -International Science and Engineering (OISE)	47.079	-	-	-	-	-	-	-	-	-	-	32,542
Total for 47.079		**70,555**	**856,760**	**58,159**	-	-	-	-	**4,750**	**6,197**	**996,421**	**273,545**
Direct -Office of Cyberinfrastructure	47.080	-	-	-	-	-	-	-	-	75,528	**75,528**	-
Pass Through National Science Foundation - Office of Cyberinfrastructure - Contract No.: 14-02	47.080	-	1,855,960	-	-	-	-	-	-	-	**1,855,960**	-
Pass Through National Science Foundation - Office of Cyberinfrastructure - Contract No.: AWD-06-00000138	47.080	-	-	1,109,229	-	-	-	-	-	-	**1,109,229**	-
Pass Through National Science Foundation - Office of Cyberinfrastructure - Contract No.: NSHE-14-03	47.080	2,094,337	-	-	-	-	-	-	-	-	**2,094,337**	-
Total for 47.080		**2,094,337**	**1,855,960**	**1,109,229**	-	-	-	-	-	**75,528**	**5,135,054**	-
Direct -Office of Integrative Activities	47.083	-	-	-	-	-	-	-	-	-	-	-
Direct -Office of Integrative Activities	47.083	-	-	-	-	-	-	-	-	-	-	-
Direct -Office of Integrative Activities	47.083	5,178	-	-	-	-	-	-	-	-	**5,178**	-
Direct -Office of Integrative Activities	47.083	-	-	-	-	-	-	-	-	-	-	-
Direct -Office of Integrative Activities	47.083	-	-	-	-	-	-	-	-	-	-	-
Direct -Office of Integrative Activities	47.083	-	-	-	-	-	-	-	-	276,841	**276,841**	-
Pass Through National Science Foundation - Office of Integrative Activities - Contract No.: R895	47.083	110,324	-	-	-	-	-	-	-	-	**110,324**	-
Total for 47.083		**115,502**	-	-	-	-	-	-	-	**276,841**	**392,343**	-
Total for National Science Foundation		**11,952,091**	**7,027,003**	**2,424,583**	**10,016**	**7,430**	**22,647**	**6,624**	**4,750**	**358,566**	**21,813,710**	**2,037,770**
Total for National Science Foundation		**11,952,091**	**7,027,003**	**2,424,583**	**10,016**	**7,430**	**22,647**	**6,624**	**4,750**	**358,566**	**21,813,710**	**2,037,770**
Small Business Administration												
Small Business Administration												
Direct -Small Business Development Centers	59.037	-	-	-	-	-	-	-	-	-	-	19,620
Total for 59.037		**-**	-	-	-	-	-	-	-	-	-	**19,620**
Total for Small Business Administration		-	-	-	-	-	-	-	-	-	-	**19,620**
Total for Small Business Administration		-	-	-	-	-	-	-	-	-	-	**19,620**
National Aeronautics And Space Administration												
CONTRACT - NATIONAL AERONAUTICS AND SPACE ADMIN.												

Commission for the Las Vegas Centennia

	CFDA Number	UNR	UNLV	DRI	NSC	CSN	GBC	TMCC	WNC	SYSTEM	Total	Sub Recipient
Pass Through National Aeronautics and Space Administration -Contract - National Aeronautics and Space Administration - Contract No.: RSA-1556617	43.000	-	-	16,577	-	-	-	-	-	-	**16,577**	-
Pass Through National Aeronautics and Space Administration -Contract - National Aeronautics and Space Administration - Contract No.: PO-AERO 693	43.000	-	-	1,667	-	-	-	-	-	-	**1,667**	-
Pass Through National Aeronautics and Space Administration -Contract - National Aeronautics and Space Administration - Contract No.: PO # 00120729	43.000	-	98,055	-	-	-	-	-	-	-	**98,055**	-
Pass Through National Aeronautics and Space Administration -Contract - National Aeronautics and Space Administration - Contract No.: ORN-17-006	43.000	-	23,869	-	-	-	-	-	-	-	**23,869**	-
Pass Through National Aeronautics and Space Administration -Contract - National Aeronautics and Space Administration - Contract No.: ORN-17-002	43.000	-	18,439	-	-	-	-	-	-	-	**18,439**	-
Pass Through National Aeronautics and Space Administration -Contract - National Aeronautics and Space Administration - Contract No.: 16-87	43.000	-	21,343	-	-	-	-	-	-	-	**21,343**	-
Pass Through National Aeronautics and Space Administration -Contract - National Aeronautics and Space Administration - Contract No.: N/A	43.000	-	42,377	-	-	-	-	-	-	-	**42,377**	-
Pass Through National Aeronautics and Space Administration -Contract - National Aeronautics and Space Administration - Contract No.: 1534996	43.000	7,215	-	-	-	-	-	-	-	-	**7,215**	-
Total for 43.000		**7,215**	**204,083**	**18,244**	-	-	-	-	-	-	**229,542**	-
Total for CONTRACT - NATIONAL AERONAUTICS AND SPACE ADMIN.		**7,215**	**204,083**	**18,244**	-	-	-	-	-	-	**229,542**	-
Total for National Aeronautics And Space Administration		**7,215**	**204,083**	**18,244**	-	-	-	-	-	-	**229,542**	-
Environmental Protection Agency												
Office Of Environmental Information												
Direct -Environmental Information Exchange Network Grant Program and Related Assistance	66.608	-	-	-	-	-	-	-	-	-	-	299,940
Direct -Environmental Information Exchange Network Grant Program and Related Assistance	66.608	-	-	-	-	-	-	-	-	-	-	12,846
Total for 66.608		-	-	-	-	-	-	-	-	-	-	**312,786**
Total for Office Of Environmental Information		-	-	-	-	-	-	-	-	-	-	**312,786**
Office Of Research And Development (ord)												

Commission for the Las Vegas Centennia

	CFDA Number	UNR	UNLV	DRI	NSC	CSN	GBC	TMCC	WNC	SYSTEM	Total	Sub Recipient
Direct -Science To Achieve Results (STAR) Research Program	66.509	-	-	50,668	-	-	-	-	-	-	**50,668**	-
Direct -Science To Achieve Results (STAR) Research Program	66.509	-	124,399	-	-	-	-	-	-	-	**124,399**	-
Pass Through Environmental Protection Agency - Science To Achieve Results (STAR) Research Program - Contract No.: T629172	66.509	59,600	-	-	-	-	-	-	-	-	**59,600**	-
Pass Through Small Business Development Centers -Science To Achieve Results (STAR) Research Program - Contract No.: N/A	66.509	-	-	-	-	-	-	-	-	-	-	6,536
Total for 66.509		**59,600**	**124,399**	**50,668**	-	-	-	-	-	-	**234,667**	**6,536**
Pass Through Environmental Protection Agency - Office of Research and Development Consolidated Research/Training/Fellowships - Contract No.: 4947-RFPA14-1/15-1-2	66.511	-	-	10,522	-	-	-	-	-	-	**10,522**	-
Total for 66.511		-	-	**10,522**	-	-	-	-	-	-	**10,522**	-
Direct -Science To Achieve Results (STAR) Fellowship Program	66.514	10,336	-	-	-	-	-	-	-	-	**10,336**	-
Total for 66.514		**10,336**	-	-	-	-	-	-	-	-	**10,336**	-
Total for Office Of Research And Development (ord)		**69,936**	**124,399**	**61,190**	-	-	-	-	-	-	**255,525**	**6,536**
Office Of Water												
Pass Through Environmental Protection Agency - Water Pollution Control State, Interstate, and Tribal Program Support - Contract No.: DEP-S 17-006	66.419	-	-	13,938	-	-	-	-	-	-	**13,938**	-
Total for 66.419		-	-	**13,938**	-	-	-	-	-	-	**13,938**	-
Pass Through Environmental Protection Agency - Regional Wetland Program Development Grants - Contract No.: 16296	66.461	-	-	36,368	-	-	-	-	-	-	**36,368**	-
Total for 66.461		-	-	**36,368**	-	-	-	-	-	-	**36,368**	-
Total for Office Of Water		-	-	**50,306**	-	-	-	-	-	-	**50,306**	-
Total for Environmental Protection Agency		**69,936**	**124,399**	**111,496**	-	-	-	-	-	-	**305,831**	**319,322**
Nuclear Regulatory Commission												
Nuclear Regulatory Commission												
Direct -U.S. Nuclear Regulatory Commission Minority Serving Institutions Program (MSIP)	77.007	-	80,000	-	-	-	-	-	-	-	**80,000**	-
Total for 77.007		-	**80,000**	-	-	-	-	-	-	-	**80,000**	-

Commission for the Las Vegas Centennia

	CFDA Number	UNR	UNLV	DRI	NSC	CSN	GBC	TMCC	WNC	SYSTEM	Total	Sub Recipient
Direct -U.S. Nuclear Regulatory Commission Scholarship and Fellowship Program	77.008	176,264	-	-	-	-	-	-	-	-	**176,264**	-
Total for 77.008		**176,264**	-	-	-	-	-	-	-	-	**176,264**	-
Total for Nuclear Regulatory Commission		**176,264**	**80,000**	-	-	-	-	-	-	-	**256,264**	-
Total for Nuclear Regulatory Commission		**176,264**	**80,000**	-	-	-	-	-	-	-	**256,264**	-
Department Of Energy												
Department Of Energy												
Direct -Contract - Department of Energy	81.000	-	-	5,540,166	-	-	-	-	-	-	**5,540,166**	-
Direct -Contract - Department of Energy	81.000	-	-	181,556	-	-	-	-	-	-	**181,556**	-
Pass Through Bonneville Power Administration - Contract - Department of Energy - Contract No.: C17-243	81.000	10,845	-	-	-	-	-	-	-	-	**10,845**	-
Pass Through Department of Education - Contract - Department of Energy - Contract No.: 159313 T.O. 24	81.000	-	145,504	-	-	-	-	-	-	-	**145,504**	-
Pass Through Department of Energy -Contract - Department of Energy - Contract No.: PO# 1742766	81.000	138,144	-	-	-	-	-	-	-	-	**138,144**	-
Pass Through Department of Energy -Contract - Department of Energy - Contract No.: SUBCON # 0013826	81.000	-	112,816	-	-	-	-	-	-	-	**112,816**	-
Pass Through Department of Energy -Contract - Department of Energy - Contract No.: SUBCON # 4000153600	81.000	-	33,741	-	-	-	-	-	-	-	**33,741**	-
Pass Through Department of Energy -Contract - Department of Energy - Contract No.: SUBCON 159313-TO 13	81.000	-	53,955	-	-	-	-	-	-	-	**53,955**	-
Pass Through Department of Energy -Contract - Department of Energy - Contract No.: SUBCON 159313-TO 14	81.000	-	20,072	-	-	-	-	-	-	-	**20,072**	-
Pass Through Department of Energy -Contract - Department of Energy - Contract No.: SUBCON 159313-TO 17	81.000	-	(14,127)	-	-	-	-	-	-	-	**(14,127)**	-
Pass Through Department of Energy -Contract - Department of Energy - Contract No.: SUBCON 159313-TO 19	81.000	-	34,986	-	-	-	-	-	-	-	**34,986**	-
Pass Through Department of Energy -Contract - Department of Energy - Contract No.: SUBCON 159313-TO 22	81.000	-	34,478	-	-	-	-	-	-	-	**34,478**	-
Pass Through Department of Energy -Contract - Department of Energy - Contract No.: SUBCON 159313-TO 23	81.000	-	115,164	-	-	-	-	-	-	-	**115,164**	-

Commission for the Las Vegas Centennia

	CFDA Number	UNR	UNLV	DRI	NSC	CSN	GBC	TMCC	WNC	SYSTEM	Total	Sub Recipient
Pass Through Department of Energy -Contract - Department of Energy - Contract No.: SUBCON 159313-TO 27	81.000	-	30,021	-	-	-	-	-	-	-	**30,021**	-
Pass Through Department of Energy -Contract - Department of Energy - Contract No.: SUBCON 159313-TO 26	81.000	-	39,841	-	-	-	-	-	-	-	**39,841**	-
Pass Through Department of Energy -Contract - Department of Energy - Contract No.: 159313-20	81.000	-	172,122	-	-	-	-	-	-	-	**172,122**	-
Pass Through Department of Energy -Contract - Department of Energy - Contract No.: XAT-6-62170-01	81.000	-	37,559	-	-	-	-	-	-	-	**37,559**	-
Pass Through Department of Energy -Contract - Department of Energy - Contract No.: TASK ORDR 4000152579	81.000	-	51,155	-	-	-	-	-	-	-	**51,155**	-
Pass Through Department of Energy -Contract - Department of Energy - Contract No.: TASK ORDER 9	81.000	12,943	-	-	-	-	-	-	-	-	**12,943**	-
Pass Through Department of Energy -Contract - Department of Energy - Contract No.: Task Order 10	81.000	2,704	-	-	-	-	-	-	-	-	**2,704**	-
Pass Through Department of Energy -Contract - Department of Energy - Contract No.: SUBCON 159313-TO 25	81.000	-	2,703	-	-	-	-	-	-	-	**2,703**	-
Pass Through Department of Energy -Contract - Department of Energy - Contract No.: 129617	81.000	-	12,746	-	-	-	-	-	-	-	**12,746**	-
Pass Through Department of Energy -Contract - Department of Energy - Contract No.: 1601095	81.000	289,462	-	-	-	-	-	-	-	-	**289,462**	-
Pass Through Department of Energy -Contract - Department of Energy - Contract No.: PO LMCP5212	81.000	-	-	24,592	-	-	-	-	-	-	**24,592**	-
Pass Through Department of Energy -Contract - Department of Energy - Contract No.: 0162752-01	81.000	-	7,538	-	-	-	-	-	-	-	**7,538**	-
Pass Through Department of Energy -Contract - Department of Energy - Contract No.: 159313	81.000	-	171,029	-	-	-	-	-	-	-	**171,029**	-
Pass Through Department of Energy -Contract - Department of Energy - Contract No.: 159313-TO 16	81.000	-	81,721	-	-	-	-	-	-	-	**81,721**	-
Pass Through Department of Energy -Contract - Department of Energy - Contract No.: 159313.28	81.000	-	38,299	-	-	-	-	-	-	-	**38,299**	-
Pass Through Department of Energy -Contract - Department of Energy - Contract No.: 159313-21	81.000	-	55,641	-	-	-	-	-	-	-	**55,641**	-
Pass Through Department of Energy -Contract - Department of Energy - Contract No.: 165819 TASK ORDER 8	81.000	420,158	-	-	-	-	-	-	-	-	**420,158**	-
Pass Through Department of Energy -Contract - Department of Energy - Contract No.: 272354	81.000	-	151,304	-	-	-	-	-	-	-	**151,304**	-

Commission for the Las Vegas Centennia

	CFDA Number	UNR	UNLV	DRI	NSC	CSN	GBC	TMCC	WNC	SYSTEM	Total	Sub Recipient
Pass Through Department of Energy -Contract - Department of Energy - Contract No.: 272360	81.000	-	339,523	-	-	-	-	-	-	-	**339,523**	-
Pass Through Department of Energy -Contract - Department of Energy - Contract No.: 375590 / 485599	81.000	-	25,752	-	-	-	-	-	-	-	**25,752**	-
Pass Through Department of Energy -Contract - Department of Energy - Contract No.: 6F-32122	81.000	30,841	-	-	-	-	-	-	-	-	**30,841**	-
Pass Through Department of Energy -Contract - Department of Energy - Contract No.: 7236255	81.000	872,586	-	-	-	-	-	-	-	-	**872,586**	-
Pass Through Department of Energy -Contract - Department of Energy - Contract No.: 7310839	81.000	-	-	89,879	-	-	-	-	-	-	**89,879**	-
Pass Through Department of Energy -Contract - Department of Energy - Contract No.: PO # 1663786	81.000	-	103,963	-	-	-	-	-	-	-	**103,963**	-
Pass Through Department of Energy -Contract - Department of Energy - Contract No.: #7342811	81.000	7,827	-	-	-	-	-	-	-	-	**7,827**	-
Pass Through Department of Energy -Contract - Department of Energy - Contract No.: 7313726	81.000	56,574	-	-	-	-	-	-	-	-	**56,574**	-
Pass Through Department of Energy -Contract - Department of Energy - Contract No.: PO 1597923	81.000	221,545	-	-	-	-	-	-	-	-	**221,545**	-
Pass Through Department of Energy -Contract - Department of Energy - Contract No.: PO 1854664	81.000	9,251	-	-	-	-	-	-	-	-	**9,251**	-
Pass Through Department of Energy -Contract - Department of Energy - Contract No.: PO 1575018	81.000	53,441	-	-	-	-	-	-	-	-	**53,441**	-
Pass Through Department of Energy -Contract - Department of Energy - Contract No.: BOA number 538 / Task Order 0000332975	81.000	-	215,961	-	-	-	-	-	-	-	**215,961**	-
Pass Through Department of Energy -Contract - Department of Energy - Contract No.: BOA 538 TOA 0000332978	81.000	-	98,647	-	-	-	-	-	-	-	**98,647**	-
Pass Through Department of Energy -Contract - Department of Energy - Contract No.: BOA 538 TOA 0000332977	81.000	-	171,905	-	-	-	-	-	-	-	**171,905**	-
Pass Through Department of Energy -Contract - Department of Energy - Contract No.: BOA 538 TOA 0000332976	81.000	-	200,190	-	-	-	-	-	-	-	**200,190**	-
Pass Through Department of Energy -Contract - Department of Energy - Contract No.: B627020	81.000	-	30,383	-	-	-	-	-	-	-	**30,383**	-
Pass Through Department of Energy -Contract - Department of Energy - Contract No.: AWD-06-00000387	81.000	-	-	27,241	-	-	-	-	-	-	**27,241**	-
Pass Through Department of Energy -Contract - Department of Energy - Contract No.: 7393682	81.000	5,912	-	-	-	-	-	-	-	-	**5,912**	-

Commission for the Las Vegas Centennia

	CFDA Number	UNR	UNLV	DRI	NSC	CSN	GBC	TMCC	WNC	SYSTEM	Total	Sub Recipient
Pass Through National Nuclear Security Administration -Contract - Department of Energy - Contract No.: 165819 Task Order 8, Revision 2	81.000	453,568	-	-	-	-	-	-	-	-	**453,568**	-
Pass Through National Nuclear Security Administration -Contract - Department of Energy - Contract No.: 165819/TO#7	81.000	287,997	-	-	-	-	-	-	-	-	**287,997**	-
Pass Through National Nuclear Security Administration -Contract - Department of Energy - Contract No.: B627364	81.000	-	23,496	-	-	-	-	-	-	-	**23,496**	-
Pass Through Portland State University - Contract - Department of Energy - Contract No.: N/A	81.000	-	-	-	-	-	-	-	-	-	**-**	80,839
Pass Through Western Michigan University - Contract - Department of Energy - Contract No.: N/A	81.000	-	-	-	-	-	-	-	-	-	**-**	17,325
Total for 81.000		**2,873,798**	**2,598,088**	**5,863,434**	-	-	-	-	-	-	**11,335,320**	**98,164**
Pass Through Department of Energy -State Energy Program - Contract No.: 377068	81.041	-	5,293	-	-	-	-	-	-	-	**5,293**	-
Total for 81.041		**-**	**5,293**	-	-	-	-	-	-	-	**5,293**	-
Direct -Office of Science Financial Assistance Program	81.049	212,299	-	-	-	-	-	-	-	-	**212,299**	-
Direct -Office of Science Financial Assistance Program	81.049	283,089	-	-	-	-	-	-	-	-	**283,089**	-
Direct -Office of Science Financial Assistance Program	81.049	175,719	-	-	-	-	-	-	-	-	**175,719**	-
Direct -Office of Science Financial Assistance Program	81.049	-	-	233	-	-	-	-	-	-	**233**	-
Direct -Office of Science Financial Assistance Program	81.049	600,212	-	-	-	-	-	-	-	-	**600,212**	-
Direct -Office of Science Financial Assistance Program	81.049	51,442	-	-	-	-	-	-	-	-	**51,442**	-
Direct -Office of Science Financial Assistance Program	81.049	42,179	-	-	-	-	-	-	-	-	**42,179**	-
Direct -Office of Science Financial Assistance Program	81.049	-	-	105,629	-	-	-	-	-	-	**105,629**	-
Pass Through Department of Energy -Office of Science Financial Assistance Program - Contract No.: 2017-04-SBIRPH2	81.049	-	-	93,991	-	-	-	-	-	-	**93,991**	-
Pass Through Department of Energy -Office of Science Financial Assistance Program - Contract No.: 47811-P	81.049	-	18,717	-	-	-	-	-	-	-	**18,717**	-
Pass Through Department of Energy -Office of Science Financial Assistance Program - Contract No.: OSP# 1600913	81.049	35,775	-	-	-	-	-	-	-	-	**35,775**	-

Commission for the Las Vegas Centennia

	CFDA Number	UNR	UNLV	DRI	NSC	CSN	GBC	TMCC	WNC	SYSTEM	Total	Sub Recipient
Pass Through Department of Energy -Office of Science Financial Assistance Program - Contract No.: C18-02	81.049	-	-	27,129	-	-	-	-	-	-	**27,129**	-
Pass Through Department of Energy -Office of Science Financial Assistance Program - Contract No.: CM00000685-00	81.049	-	69,310	-	-	-	-	-	-	-	**69,310**	-
Direct -Office of Science Financial Assistance Program	81.049	-	-	-	-	-	-	-	-	-	-	54,739
Direct -Office of Science Financial Assistance Program	81.049	-	-	-	-	-	-	-	-	-	-	114,061
Direct -Office of Science Financial Assistance Program	81.049	-	-	-	-	-	-	-	-	-	-	2,679,357
Direct -Office of Science Financial Assistance Program	81.049	-	-	-	-	-	-	-	-	-	-	62,337
Direct -Office of Science Financial Assistance Program	81.049	-	-	-	-	-	-	-	-	-	-	170,000
Direct -Office of Science Financial Assistance Program	81.049	-	-	-	-	-	-	-	-	-	-	46,477
Pass Through Department of Energy -Office of Science Financial Assistance Program - Contract No.: GR04918 UNR-17-66	81.049	-	-	-	-	-	-	-	-	-	-	93,290
Pass Through Department of Energy -Office of Science Financial Assistance Program - Contract No.: GR06842 Sub-UNLV Med-AWD-920	81.049	-	-	-	-	-	-	-	-	-	-	56,556
Pass Through University of Wisconsin System - Office of Science Financial Assistance Program - Contract No.: AWD-01-00000295	81.049	-	-	-	-	-	-	-	-	-	-	9,738
Total for 81.049		**1,400,715**	**88,027**	**226,982**	-	-	-	-	-	-	**1,715,724**	**3,286,555**
Direct -Renewable Energy Research and Development	81.087	248,046	-	-	-	-	-	-	-	-	**248,046**	-
Direct -Renewable Energy Research and Development	81.087	66,735	-	-	-	-	-	-	-	-	**66,735**	-
Direct -Renewable Energy Research and Development	81.087	-	378,004	-	-	-	-	-	-	-	**378,004**	-
Pass Through Department of Energy -Renewable Energy Research and Development - Contract No.: MA1327	81.087	-	667	-	-	-	-	-	-	-	**667**	-
Pass Through Department of Energy -Renewable Energy Research and Development - Contract No.: 10025002-UNR/PO15098	81.087	21,531	-	-	-	-	-	-	-	-	**21,531**	-
Pass Through Department of Energy -Renewable Energy Research and Development - Contract No.: MA1114	81.087	-	142,892	-	-	-	-	-	-	-	**142,892**	-
Pass Through Department of Energy -Renewable Energy Research and Development - Contract No.: 582K094	81.087	6,359	-	-	-	-	-	-	-	-	**6,359**	-

Commission for the Las Vegas Centennia

	CFDA Number	UNR	UNLV	DRI	NSC	CSN	GBC	TMCC	WNC	SYSTEM	Total	Sub Recipient
Pass Through Department of Energy -Renewable Energy Research and Development - Contract No.: MA1016	81.087	1,718	-	-	-	-	-	-	-	-	**1,718**	-
Direct -Renewable Energy Research and Development	81.087	-	-	-	-	-	-	-	-	-	-	102,000
Direct -Renewable Energy Research and Development	81.087	-	-	-	-	-	-	-	-	-	-	45,315
Direct -Renewable Energy Research and Development	81.087	-	-	-	-	-	-	-	-	-	-	69,919
Direct -Renewable Energy Research and Development	81.087	-	-	-	-	-	-	-	-	-	-	108,243
Direct -Renewable Energy Research and Development	81.087	-	-	-	-	-	-	-	-	-	-	29,196
Direct -Renewable Energy Research and Development	81.087	-	-	-	-	-	-	-	-	-	-	59,281
Direct -Renewable Energy Research and Development	81.087	-	-	-	-	-	-	-	-	-	-	111,273
Direct -Renewable Energy Research and Development	81.087	-	-	-	-	-	-	-	-	-	-	48,398
Pass Through Department of Energy -Renewable Energy Research and Development - Contract No.: GR06642 Sub-Stanford_AWD139	81.087	-	-	-	-	-	-	-	-	-	-	2,929
Total for 81.087		**344,389**	**521,563**	-	-	-	-	-	-	-	**865,952**	**576,554**
Pass Through Department of Energy -Office of Environmental Waste Processing - Contract No.: 1070223-374076	81.104	61,370	-	-	-	-	-	-	-	-	**61,370**	-
Total for 81.104		**61,370**	-	-	-	-	-	-	-	-	**61,370**	-
Direct -Stewardship Science Grant Program	81.112	17,652	-	-	-	-	-	-	-	-	**17,652**	-
Direct -Stewardship Science Grant Program	81.112	65,455	-	-	-	-	-	-	-	-	**65,455**	-
Direct -Stewardship Science Grant Program	81.112	241,164	-	-	-	-	-	-	-	-	**241,164**	-
Direct -Stewardship Science Grant Program	81.112	-	470,310	-	-	-	-	-	-	-	**470,310**	-
Direct -Stewardship Science Grant Program	81.112	52,831	-	-	-	-	-	-	-	-	**52,831**	-
Direct -Stewardship Science Grant Program	81.112	563,693	-	-	-	-	-	-	-	-	**563,693**	-
Direct -Stewardship Science Grant Program	81.112	-	2,243,752	-	-	-	-	-	-	-	**2,243,752**	-
Direct -Stewardship Science Grant Program	81.112	347,001	-	-	-	-	-	-	-	-	**347,001**	-
Pass Through Department of Energy - Stewardship Science Grant Program - Contract No.: 416232-G	81.112	93,367	-	-	-	-	-	-	-	-	**93,367**	-

Commission for the Las Vegas Centennia

	CFDA Number	UNR	UNLV	DRI	NSC	CSN	GBC	TMCC	WNC	SYSTEM	Total	Sub Recipient
Pass Through Department of Energy - Stewardship Science Grant Program - Contract No.: B618440	81.112	-	30,462	-	-	-	-	-	-	-	**30,462**	-
Direct -Stewardship Science Grant Program	81.112	-	-	-	-	-	-	-	-	-	-	87,907
Total for 81.112		**1,381,163**	**2,744,524**	-	-	-	-	-	-	-	**4,125,687**	**87,907**
Pass Through Department of Energy -Defense Nuclear Nonproliferation Research - Contract No.: 9334	81.113	-	385,535	-	-	-	-	-	-	-	**385,535**	-
Total for 81.113		**-**	**385,535**	-	-	-	-	-	-	-	**385,535**	-
Direct -Nuclear Energy Research, Development and Demonstration	81.121	-	7,500	-	-	-	-	-	-	-	**7,500**	-
Direct -Nuclear Energy Research, Development and Demonstration	81.121	-	97,879	-	-	-	-	-	-	-	**97,879**	-
Direct -Nuclear Energy Research, Development and Demonstration	81.121	-	226,468	-	-	-	-	-	-	-	**226,468**	-
Direct -Nuclear Energy Research, Development and Demonstration	81.121	147,014	-	-	-	-	-	-	-	-	**147,014**	-
Direct -Nuclear Energy Research, Development and Demonstration	81.121	7,500	-	-	-	-	-	-	-	-	**7,500**	-
Direct -Nuclear Energy Research, Development and Demonstration	81.121	48,128	-	-	-	-	-	-	-	-	**48,128**	-
Direct -Nuclear Energy Research, Development and Demonstration	81.121	32,814	-	-	-	-	-	-	-	-	**32,814**	-
Pass Through Department of Energy -Nuclear Energy Research, Development and Demonstration - Contract No.: Subcontract No. 458185	81.121	34,673	-	-	-	-	-	-	-	-	**34,673**	-
Pass Through Department of Energy -Nuclear Energy Research, Development and Demonstration - Contract No.: MEMO	81.121	(15)	-	-	-	-	-	-	-	-	**(15)**	-
Total for 81.121		**270,114**	**331,847**	-	-	-	-	-	-	-	**601,961**	-
Pass Through Department of Energy -Advanced Research and Projects Agency – Energy Financial Assistance Program - Contract No.: DE-AR0000569-UNR	81.135	78,018	-	-	-	-	-	-	-	-	**78,018**	-
Total for 81.135		**78,018**	-	-	-	-	-	-	-	-	**78,018**	-
Direct -Long-Term Surveillance and Maintenance	81.136	-	-	98,923	-	-	-	-	-	-	**98,923**	-
Total for 81.136		**-**	-	**98,923**	-	-	-	-	-	-	**98,923**	-
Total for Department Of Energy		**6,409,567**	**6,674,877**	**6,189,339**	-	-	-	-	-	-	**19,273,783**	**4,049,180**

The Accompanying Notes to the Schedule of Expenditures of Federal Awards are an integral part of this schedule.

Commission for the Las Vegas Centennia

	CFDA Number	UNR	UNLV	DRI	NSC	CSN	GBC	TMCC	WNC	SYSTEM	Total	Sub Recipient
Total for Department Of Energy		**6,409,567**	**6,674,877**	**6,189,339**	-	-	-	-	-	-	**19,273,783**	**4,049,180**
Department Of Education												
Institute Of Education Sciences												
Pass Through Department of Education - Research in Special Education - Contract No.: 224740B	84.324	-	154,180	-	-	-	-	-	-	-	**154,180**	-
Total for 84.324		**-**	**154,180**	-	-	-	-	-	-	-	**154,180**	-
Total for Institute Of Education Sciences		-	**154,180**	-	-	-	-	-	-	-	**154,180**	-
Office Of Elementary And Secondary Education												
Pass Through Department of Education -English Language Acquisition State Grants - Contract No.: 24-1708-0112-007	84.365	-	20,366	-	-	-	-	-	-	-	**20,366**	-
Direct -English Language Acquisition State Grants	84.365	-	-	-	-	-	-	-	-	-	**-**	22,500
Total for 84.365		**-**	**20,366**	-	-	-	-	-	-	-	**20,366**	**22,500**
Pass Through Department of Education - Mathematics and Science Partnerships - Contract No.: 16-706-41000	84.366	-	9,400	-	-	-	-	-	-	-	**9,400**	-
Pass Through Department of Education - Mathematics and Science Partnerships - Contract No.: UNR-17-02	84.366	-	18,151	-	-	-	-	-	-	-	**18,151**	-
Pass Through Office of Elementary and Secondary Education -Mathematics and Science Partnerships - Contract No.: 17-706-40000	84.366	291,893	-	-	-	-	-	-	-	-	**291,893**	-
Pass Through Office of Elementary and Secondary Education -Mathematics and Science Partnerships - Contract No.: 16-930J-02	84.366	3,256	-	-	-	-	-	-	-	-	**3,256**	-
Pass Through Office of Elementary and Secondary Education -Mathematics and Science Partnerships - Contract No.: 16-706-40000	84.366	20,162	-	-	-	-	-	-	-	-	**20,162**	-
Total for 84.366		**315,311**	**27,551**	-	-	-	-	-	-	-	**342,862**	-
Direct -Improving Teacher Quality State Grants	84.367	-	-	-	-	-	-	-	-	46,623	**46,623**	-
Pass Through Department of Education - Improving Teacher Quality State Grants - Contract No.: 16-76	84.367	-	47,337	-	-	-	-	-	-	-	**47,337**	-
Pass Through Department of Education - Improving Teacher Quality State Grants - Contract No.: 17-46	84.367	-	75,911	-	-	-	-	-	-	-	**75,911**	-
Pass Through Department of Education - Improving Teacher Quality State Grants - Contract No.: 92-NV02-SEED2016-ILI	84.367	-	795	-	-	-	-	-	-	-	**795**	-

Commission for the Las Vegas Centennia

	CFDA Number	UNR	UNLV	DRI	NSC	CSN	GBC	TMCC	WNC	SYSTEM	Total	Sub Recipient
Pass Through Department of Education - Improving Teacher Quality State Grants - Contract No.: 92NV02SEED2017CRWPAI	84.367	-	12,433	-	-	-	-	-	-	-	**12,433**	-
Pass Through Department of Education - Improving Teacher Quality State Grants - Contract No.: Agreement 00-NV03-SEED2017 ILI	84.367	-	-	-	-	-	11,554	-	-	-	**11,554**	-
Direct -Improving Teacher Quality State Grants	84.367	-	-	-	-	-	-	-	-	-	**-**	36,756
Direct -Improving Teacher Quality State Grants	84.367	-	-	-	-	-	-	-	-	-	**-**	80,892
Total for 84.367		**-**	**136,476**	-	-	-	**11,554**	-	-	**46,623**	**194,653**	**117,648**
Total for Office Of Elementary And Secondary Education		**315,311**	**184,393**	-	-	-	**11,554**	-	-	**46,623**	**557,881**	**140,148**
Office Of Postsecondary Education												
Direct -Higher Education_Institutional Aid	84.031	-	-	-	225,643	-	-	-	-	-	**225,643**	-
Total for 84.031		**-**	-	-	**225,643**	-	-	-	-	-	**225,643**	-
Pass Through Department of Education -Fund for the Improvement of Postsecondary Education - Contract No.: P116F140452	84.116	-	-	-	2,000	-	-	-	-	-	**2,000**	-
Total for 84.116		**-**	-	-	**2,000**	-	-	-	-	-	**2,000**	-
Pass Through Office of Postsecondary Education -Gaining Early Awareness and Readiness for Undergraduate Programs - Contract No.: NSHE 18-15	84.334	59,826	-	-	-	-	-	-	-	-	**59,826**	-
Total for 84.334		**59,826**	-	-	-	-	-	-	-	-	**59,826**	-
Direct -Child Care Access Means Parents in School	84.335	-	-	-	36,506	-	-	-	-	-	**36,506**	-
Total for 84.335		**-**	-	-	**36,506**	-	-	-	-	-	**36,506**	-
Total for Office Of Postsecondary Education		**59,826**	-	-	**264,149**	-	-	-	-	-	**323,975**	-
Office Of Special Education And Rehabilitative Services												
Pass Through Department of Education -Special Education - Personnel Development to Improve Services and Results for Children with Disabilities - Contract No.: 17-22KX-01	84.325	-	-	-	-	-	6,314	-	-	-	**6,314**	-
Pass Through University of Florida -Special Education - Personnel Development to Improve Services and Results for Children with Disabilities - Contract No.: 17-22KX-04	84.325	-	-	-	15,695	-	-	-	-	-	**15,695**	-
Total for 84.325		**-**	-	-	**15,695**	-	**6,314**	-	-	-	**22,009**	-

Commission for the Las Vegas Centennia

	CFDA Number	UNR	UNLV	DRI	NSC	CSN	GBC	TMCC	WNC	SYSTEM	Total	Sub Recipient
Total for Office Of Special Education And Rehabilitative Services		-	-	-	**15,695**	-	**6,314**	-	-	-	**22,009**	-
Total for Department Of Education		**375,137**	**338,573**	-	**279,844**	-	**17,868**	-	-	**46,623**	**1,058,045**	**140,148**
Department Of Health And Human Services												
Administration For Children And Families												
Pass Through Department of Health and Human Services -Promoting Safe and Stable Families - Contract No.: CBE 602467-11	93.556	-	22,623	-	-	-	-	-	-	-	**22,623**	-
Total for 93.556		-	**22,623**	-	-	-	-	-	-	-	**22,623**	-
Pass Through Department of Health and Human Services -Children's Justice Grants to States - Contract No.: CDR-17-004	93.643	-	937	-	-	-	-	-	-	-	**937**	-
Total for 93.643		-	**937**	-	-	-	-	-	-	-	**937**	-
Total for Administration For Children And Families		-	**23,560**	-	-	-	-	-	-	-	**23,560**	-
Administration For Community Living												
Pass Through Administration on Aging - Alzheimer's Disease Demonstration Grants to States - Contract No.: 16-007-93-AX-15	93.051	10,392	-	-	-	-	-	-	-	-	**10,392**	-
Total for 93.051		**10,392**	-	-	-	-	-	-	-	-	**10,392**	-
Total for Administration For Community Living		**10,392**	-	-	-	-	-	-	-	-	**10,392**	-
Agency For Healthcare Research And Quality												
Pass Through Department of Health and Human Services -Research on Healthcare Costs, Quality and Outcomes - Contract No.: N/A	93.226	-	14,024	-	-	-	-	-	-	-	**14,024**	-
Total for 93.226		-	**14,024**	-	-	-	-	-	-	-	**14,024**	-
Total for Agency For Healthcare Research And Quality		-	**14,024**	-	-	-	-	-	-	-	**14,024**	-
Centers For Disease Control And Prevention												
Direct -Birth Defects and Developmental Disabilities - Prevention and Surveillance	93.073	-	-	-	-	-	-	-	-	-	-	25,405
Direct -Birth Defects and Developmental Disabilities - Prevention and Surveillance	93.073	-	-	-	-	-	-	-	-	-	-	38,741
Total for 93.073		-	-	-	-	-	-	-	-	-	-	**64,146**
Pass Through Centers for Disease Control and Prevention -Injury Prevention and Control Research and State and Community Based Programs - Contract No.: 15896	93.136	-	23,838	-	-	-	-	-	-	-	**23,838**	-

Commission for the Las Vegas Centennia

	CFDA Number	UNR	UNLV	DRI	NSC	CSN	GBC	TMCC	WNC	SYSTEM	Total	Sub Recipient
Pass Through Centers for Disease Control and Prevention -Injury Prevention and Control Research and State and Community Based Programs - Contract No.: 16340	93.136	-	16,918	-	-	-	-	-	-	-	**16,918**	-
Pass Through Department of Health and Human Services -Injury Prevention and Control Research and State and Community Based Programs - Contract No.: A0C17380049	93.136	-	65,331	-	-	-	-	-	-	-	**65,331**	-
Total for 93.136		**-**	**106,087**	-	-	-	-	-	-	-	**106,087**	-
Direct -Childhood Lead Poisoning Prevention Projects_State and Local Childhood Lead Poisoning Prevention and Surveillance of Blood Lead Levels in Children	93.197	-	-	-	-	-	-	-	-	-	**-**	28,430
Direct -Childhood Lead Poisoning Prevention Projects_State and Local Childhood Lead Poisoning Prevention and Surveillance of Blood Lead Levels in Children	93.197	-	-	-	-	-	-	-	-	-	**-**	43,607
Total for 93.197		**-**	-	-	-	-	-	-	-	-	-	**72,037**
Direct -Occupational Safety and Health Program	93.262	266,458	-	-	-	-	-	-	-	-	**266,458**	-
Total for 93.262		**266,458**	-	-	-	-	-	-	-	-	266,458	-
Pass Through Centers for Disease Control and Prevention -Behavioral Risk Factor Surveillance System - Contract No.: 4635	93.336	-	19,803	-	-	-	-	-	-	-	**19,803**	-
Pass Through Substance Abuse and Mental Health Services Administration -Behavioral Risk Factor Surveillance System - Contract No.: Work Order # 4636	93.336	22,692	-	-	-	-	-	-	-	-	**22,692**	-
Total for 93.336		**22,692**	**19,803**	-	-	-	-	-	-	-	**42,495**	-
Pass Through Department of Health and Human Services -PPHF-2012: Health Care Surveillance/Health Statistics – Surveillance Program Announcement: Behavioral Risk Factor Surveillance System Financed in Part by 2012 Prevention and Public Health Funds (PPHF-2	93.745	-	61,445	-	-	-	-	-	-	-	**61,445**	-
Total for 93.745		**-**	**61,445**	-	-	-	-	-	-	-	**61,445**	-
Pass Through Substance Abuse and Mental Health Services Administration -State Public Health Actions to Prevent and Control Diabetes, Heart Disease, Obesity and Associate Risk Factors and Promote School Health - Contract No.: Work Order # 4636	93.757	6,952	-	-	-	-	-	-	-	-	**6,952**	-
Total for 93.757		**6,952**	-	-	-	-	-	-	-	-	6,952	-

The Accompanying Notes to the Schedule of Expenditures of Federal Awards are an integral part of this schedule.

Commission for the Las Vegas Centennia

	CFDA Number	UNR	UNLV	DRI	NSC	CSN	GBC	TMCC	WNC	SYSTEM	Total	Sub Recipient
Pass Through Centers for Disease Control and Prevention -Cooperative Agreements to Support State-Based Safe Motherhood and Infant Health Initiative Programs - Contract No.: HD 16465	93.946	978	-	-	-	-	-	-	-	-	**978**	-
Pass Through Centers for Disease Control and Prevention -Cooperative Agreements to Support State-Based Safe Motherhood and Infant Health Initiative Programs - Contract No.: 16025	93.946	99,363	-	-	-	-	-	-	-	-	**99,363**	-
Total for 93.946		**100,341**	-	-	-	-	-	-	-	-	**100,341**	-
Total for Centers For Disease Control And Prevention		**396,443**	**187,335**	-	-	-	-	-	-	-	**583,778**	**136,183**
CONTRACT - HEALTH AND HUMAN SERVICES												
Direct -Contract - Health and Human Services	93.000	60,784	-	-	-	-	-	-	-	-	**60,784**	-
Direct -Contract - Health and Human Services	93.000	5,395	-	-	-	-	-	-	-	-	**5,395**	-
Pass Through Department of Health and Human Services -Contract - Health and Human Services - Contract No.: #Anthrax_2	93.000	123,058	-	-	-	-	-	-	-	-	**123,058**	-
Pass Through Department of Health and Human Services -Contract - Health and Human Services - Contract No.: 17685	93.000	-	29,933	-	-	-	-	-	-	-	**29,933**	-
Pass Through Department of Health and Human Services -Contract - Health and Human Services - Contract No.: 18132	93.000	-	28,935	-	-	-	-	-	-	-	**28,935**	-
Pass Through Department of Health and Human Services -Contract - Health and Human Services - Contract No.: CBE 603586-15	93.000	-	98,230	-	-	-	-	-	-	-	**98,230**	-
Total for 93.000		**189,237**	**157,098**	-	-	-	-	-	-	-	**346,335**	-
Total for CONTRACT - HEALTH AND HUMAN SERVICES		**189,237**	**157,098**	-	-	-	-	-	-	-	**346,335**	-
Department of Health and Human Services												
Pass Through Administration for Community Living -Alzheimer's Disease Initiative: Specialized Supportive Servcies Project (ADI-SSS) thru Prevention and Public Health Funds (PPHF) - Contract No.: 18-058-52-A2X-17	93.763	76,798	-	-	-	-	-	-	-	-	**76,798**	-
Total for 93.763		**76,798**	-	-	-	-	-	-	-	-	**76,798**	-
Total for Department of Health and Human Services		**76,798**	-	-	-	-	-	-	-	-	**76,798**	-
Department of Health and Human Services Substance Abuse and Mental Health Services Administration												
Pass Through Substance Abuse and Mental Health Services Administration -Opioid STR - Contract No.: GR06932 Opioid STR - UNR-18-49	93.788	-	-	-	-	-	-	-	-	-	**-**	39,019

Commission for the Las Vegas Centennia

	CFDA Number	UNR	UNLV	DRI	NSC	CSN	GBC	TMCC	WNC	SYSTEM	Total	Sub Recipient
Total for 93.788		-	-	-	-	-	-	-	-	-	-	**39,019**
Total for Department of Health and Human Services Substance Abuse and Mental Health Services Administration		-	-	-	-	-	-	-	-	-	-	**39,019**
Health Resources And Services Administration												
Direct -Area Health Education Centers Point of Service Maintenance and Enhancement Awards	93.107	-	-	-	-	-	-	-	-	-	-	79,078
Direct -Area Health Education Centers Point of Service Maintenance and Enhancement Awards	93.107	-	-	-	-	-	-	-	-	-	-	56,999
Direct -Area Health Education Centers Point of Service Maintenance and Enhancement Awards	93.107	-	-	-	-	-	-	-	-	-	-	72,626
Direct -Area Health Education Centers Point of Service Maintenance and Enhancement Awards	93.107	-	-	-	-	-	-	-	-	-	-	79,078
Pass Through SO NEVADA PUBLIC TELEVISION -Area Health Education Centers Point of Service Maintenance and Enhancement Awards - Contract No.: AWD-01-00000515	93.107	-	-	-	-	-	-	-	-	-	-	20,096
Total for 93.107		-	-	-	-	-	-	-	-	-	-	**307,877**
Direct -Maternal and Child Health Federal Consolidated Programs	93.110	510,770	-	-	-	-	-	-	-	-	**510,770**	-
Total for 93.110		**510,770**	-	-	-	-	-	-	-	-	**510,770**	-
Direct -State Rural Hospital Flexibility Program	93.241	-	-	-	-	-	-	-	-	-	-	83,460
Total for 93.241		-	-	-	-	-	-	-	-	-	-	**83,460**
Direct -Grants for Education, Prevention, and Early Detection of Radiogenic Cancers and Diseases	93.257	-	-	-	-	-	-	-	-	-	-	69,927
Total for 93.257		-	-	-	-	-	-	-	-	-	-	**69,927**
Pass Through Department of Health and Human Services -Health Systems Strengthening and HIV/AIDS Prevention, Care and Treatment under the President's Emergency Plan for AIDS Relief - Contract No.: N/A	93.266	-	191,305	-	-	-	-	-	-	-	**191,305**	-
Total for 93.266		-	**191,305**	-	-	-	-	-	-	-	**191,305**	-
Direct -Small Rural Hospital Improvement Grant Program	93.301	-	-	-	-	-	-	-	-	-	-	116,450
Total for 93.301		-	-	-	-	-	-	-	-	-	-	**116,450**
Pass Through Department of Health and Human Services -Maternal and Child Health Services Block Grant to the States - Contract No.: HD 15063	93.994	-	2,748	-	-	-	-	-	-	-	**2,748**	-

Commission for the Las Vegas Centennia

	CFDA Number	UNR	UNLV	DRI	NSC	CSN	GBC	TMCC	WNC	SYSTEM	Total	Sub Recipient
Pass Through Department of Health and Human Services -Maternal and Child Health Services Block Grant to the States - Contract No.: 16010	93.994	-	25,151	-	-	-	-	-	-	-	**25,151**	-
	93.994	405	-	-	-	-	-	-	-	-	**405**	-
Pass Through Health Resources and Services Administration -Maternal and Child Health Services Block Grant to the States - Contract No.: 4635	93.994	-	7,500	-	-	-	-	-	-	-	**7,500**	-
	93.994	6,970	-	-	-	-	-	-	-	-	**6,970**	-
Total for 93.994		**7,375**	**35,399**	-	-	-	-	-	-	-	**42,774**	-
Total for Health Resources And Services Administration		**518,145**	**226,704**	-	-	-	-	-	-	-	**744,849**	**577,714**
Indian Health Service												
Pass Through Department of Health and Human Services -Demonstration Projects for Indian Health - Contract No.: U261IHS0082-05-00	93.933	74,763	-	-	-	-	-	-	-	-	**74,763**	-
Pass Through National Institute of General Medical Sciences -Demonstration Projects for Indian Health - Contract No.: OSP-1600055	93.933	55,061	-	-	-	-	-	-	-	-	**55,061**	-
Total for 93.933		**129,824**	-	-	-	-	-	-	-	-	**129,824**	-
Total for Indian Health Service		**129,824**	-	-	-	-	-	-	-	-	**129,824**	-
National Institutes Of Health												
Direct -Family Smoking Prevention and Tobacco Control Act Regulatory Research	93.077	98,977	-	-	-	-	-	-	-	-	**98,977**	-
Direct -Family Smoking Prevention and Tobacco Control Act Regulatory Research	93.077	-	-	-	-	-	-	-	-	-	**-**	28,469
Total for 93.077		**98,977**	-	-	-	-	-	-	-	-	**98,977**	**28,469**
Direct -Research Related to Deafness and Communication Disorders	93.173	205,744	-	-	-	-	-	-	-	-	**205,744**	-
Direct -Research Related to Deafness and Communication Disorders	93.173	183,234	-	-	-	-	-	-	-	-	**183,234**	-
Direct -Research Related to Deafness and Communication Disorders	93.173	342,394	-	-	-	-	-	-	-	-	**342,394**	-
Direct -Research Related to Deafness and Communication Disorders	93.173	-	-	-	-	-	-	-	-	-	**-**	91,390
Direct -Research Related to Deafness and Communication Disorders	93.173	-	-	-	-	-	-	-	-	-	**-**	42,381
Total for 93.173		**731,372**	-	-	-	-	-	-	-	-	**731,372**	**133,771**
Direct -Mental Health Research Grants	93.242	93,228	-	-	-	-	-	-	-	-	**93,228**	-
Direct -Mental Health Research Grants	93.242	-	92,184	-	-	-	-	-	-	-	**92,184**	-

Commission for the Las Vegas Centennia

	CFDA Number	UNR	UNLV	DRI	NSC	CSN	GBC	TMCC	WNC	SYSTEM	Total	Sub Recipient
Direct -Mental Health Research Grants	93.242	-	104,125	-	-	-	-	-	-	-	**104,125**	-
Pass Through National Institute of Mental Health -Mental Health Research Grants - Contract No.: 3003236359	93.242	71,982	-	-	-	-	-	-	-	-	**71,982**	-
Pass Through National Institutes of Health - Mental Health Research Grants - Contract No.: 3004660515	93.242	16,938	-	-	-	-	-	-	-	-	**16,938**	-
Direct -Mental Health Research Grants	93.242	-	-	-	-	-	-	-	-	-	**-**	64,862
Total for 93.242		**182,148**	**196,309**	-	-	-	-	-	-	-	**378,457**	**64,862**
Direct -Drug Abuse and Addiction Research Programs	93.279	-	(6,726)	-	-	-	-	-	-	-	**(6,726)**	-
Direct -Drug Abuse and Addiction Research Programs	93.279	338,706	-	-	-	-	-	-	-	-	**338,706**	-
Pass Through National Institute of Drug Abuse - Drug Abuse and Addiction Research Programs - Contract No.: 74662958	93.279	95,699	-	-	-	-	-	-	-	-	**95,699**	-
Pass Through National Institutes of Health -Drug Abuse and Addiction Research Programs - Contract No.: PD302427-SC-107175	93.279	-	59,856	-	-	-	-	-	-	-	**59,856**	-
Pass Through National Institutes of Health -Drug Abuse and Addiction Research Programs - Contract No.: 18-398	93.279	12,028	-	-	-	-	-	-	-	-	**12,028**	-
Direct -Drug Abuse and Addiction Research Programs	93.279	-	-	-	-	-	-	-	-	-	**-**	53,259
Direct -Drug Abuse and Addiction Research Programs	93.279	-	-	-	-	-	-	-	-	-	**-**	136,531
Total for 93.279		**446,433**	**53,130**	-	-	-	-	-	-	-	**499,563**	**189,790**
Pass Through National Institutes of Health - Discovery and Applied Research for Technological Innovations to Improve Human Health - Contract No.: OSP-1600783	93.286	39,533	-	-	-	-	-	-	-	-	**39,533**	-
Total for 93.286		**39,533**	-	-	-	-	-	-	-	-	**39,533**	-
Pass Through Centers for Disease Control and Prevention -National State Based Tobacco Control Programs - Contract No.: 4635	93.305	-	3,750	-	-	-	-	-	-	-	**3,750**	-
Pass Through Substance Abuse and Mental Health Services Administration -National State Based Tobacco Control Programs - Contract No.: Work Order # 4636	93.305	3,135	-	-	-	-	-	-	-	-	**3,135**	-
Total for 93.305		**3,135**	**3,750**	-	-	-	-	-	-	-	**6,885**	-
Direct -Minority Health and Health Disparities Research	93.307	-	1,435	-	-	-	-	-	-	-	**1,435**	-

Commission for the Las Vegas Centennia

	CFDA Number	UNR	UNLV	DRI	NSC	CSN	GBC	TMCC	WNC	SYSTEM	Total	Sub Recipient
Direct -Minority Health and Health Disparities Research	93.307	258,802	-	-	-	-	-	-	-	-	**258,802**	-
Pass Through Department of Health and Human Services -Minority Health and Health Disparities Research - Contract No.: G255-16-W6059	93.307	-	1,801	-	-	-	-	-	-	-	**1,801**	-
Pass Through Department of Health and Human Services -Minority Health and Health Disparities Research - Contract No.: G241-17-W6611	93.307	-	11,674	-	-	-	-	-	-	-	**11,674**	-
Direct -Minority Health and Health Disparities Research	93.307	-	-	-	-	-	-	-	-	-	**-**	27,281
Pass Through Department of Health and Human Services -Minority Health and Health Disparities Research - Contract No.: GR06181 Sub UH-AWD665	93.307	-	-	-	-	-	-	-	-	-	**-**	8,433
Total for 93.307		**258,802**	**14,910**	**-**	**-**	**-**	**-**	**-**	**-**	**-**	**273,712**	**35,714**
Pass Through National Institutes of Health - Trans-NIH Research Support - Contract No.: 1553 G VC522	93.310	150,107	-	-	-	-	-	-	-	-	**150,107**	-
Pass Through National Institutes of Health - Trans-NIH Research Support - Contract No.: 1556 G VB358	93.310	54,556	-	-	-	-	-	-	-	-	**54,556**	-
Total for 93.310		**204,663**	-	-	-	-	-	-	-	-	**204,663**	-
Direct -Cancer Cause and Prevention Research	93.393	180,562	-	-	-	-	-	-	-	-	**180,562**	-
Total for 93.393		**180,562**	-	-	-	-	-	-	-	-	**180,562**	-
Direct -Cancer Treatment Research	93.395	-	-	192,139	-	-	-	-	-	-	**192,139**	-
Direct -Cancer Treatment Research	93.395	-	506,125	-	-	-	-	-	-	-	**506,125**	-
Direct -Cancer Treatment Research	93.395	-	-	-	-	-	-	-	-	-	**-**	198,868
Pass Through Los Alamos National Security, LLC -Cancer Treatment Research - Contract No.: AWD-06-00000390	93.395	-	-	-	-	-	-	-	-	-	**-**	123,957
Total for 93.395		**-**	**506,125**	**192,139**	**-**	**-**	**-**	**-**	**-**	**-**	**698,264**	**322,825**
Pass Through National Cancer Institute -Cancer Centers Support Grants - Contract No.: PO # U000108053	93.397	10,628	-	-	-	-	-	-	-	-	**10,628**	-
Pass Through National Institutes of Health - Cancer Centers Support Grants - Contract No.: 10035720-S1UNR-03	93.397	15,413	-	-	-	-	-	-	-	-	**15,413**	-
Total for 93.397		**26,041**	-	-	-	-	-	-	-	-	**26,041**	-
Direct -Cardiovascular Diseases Research	93.837	88,741	-	-	-	-	-	-	-	-	**88,741**	-
Direct -Cardiovascular Diseases Research	93.837	310,954	-	-	-	-	-	-	-	-	**310,954**	-

Commission for the Las Vegas Centennia

	CFDA Number	UNR	UNLV	DRI	NSC	CSN	GBC	TMCC	WNC	SYSTEM	Total	Sub Recipient
Direct -Cardiovascular Diseases Research	93.837	207,689	-	-	-	-	-	-	-	-	**207,689**	-
Direct -Cardiovascular Diseases Research	93.837	157,598	-	-	-	-	-	-	-	-	**157,598**	-
Direct -Cardiovascular Diseases Research	93.837	329,779	-	-	-	-	-	-	-	-	**329,779**	-
Direct -Cardiovascular Diseases Research	93.837	50,855	-	-	-	-	-	-	-	-	**50,855**	-
Direct -Cardiovascular Diseases Research	93.837	117,057	-	-	-	-	-	-	-	-	**117,057**	-
Direct -Cardiovascular Diseases Research	93.837	308,413	-	-	-	-	-	-	-	-	**308,413**	-
Pass Through National Heart, Lung, and Blood Institute -Cardiovascular Diseases Research - Contract No.: 201402147-02	93.837	99,469	-	-	-	-	-	-	-	-	**99,469**	-
Pass Through National Heart, Lung, and Blood Institute -Cardiovascular Diseases Research - Contract No.: 201601434-01	93.837	107,248	-	-	-	-	-	-	-	-	**107,248**	-
Direct -Cardiovascular Diseases Research	93.837	-	-	-	-	-	-	-	-	-	**-**	32,601
Total for 93.837		**1,777,803**	-	-	-	-	-	-	-	-	**1,777,803**	**32,601**
Pass Through National Institutes of Health -Lung Diseases Research - Contract No.: GMO 170801	93.838	-	29,030	-	-	-	-	-	-	-	**29,030**	-
Total for 93.838		**-**	**29,030**	-	-	-	-	-	-	-	**29,030**	-
Direct -Arthritis, Musculoskeletal and Skin Diseases Research	93.846	492,728	-	-	-	-	-	-	-	-	**492,728**	-
Direct -Arthritis, Musculoskeletal and Skin Diseases Research	93.846	286,347	-	-	-	-	-	-	-	-	**286,347**	-
Direct -Arthritis, Musculoskeletal and Skin Diseases Research	93.846	188,669	-	-	-	-	-	-	-	-	**188,669**	-
Direct -Arthritis, Musculoskeletal and Skin Diseases Research	93.846	421,430	-	-	-	-	-	-	-	-	**421,430**	-
Direct -Arthritis, Musculoskeletal and Skin Diseases Research	93.846	322,714	-	-	-	-	-	-	-	-	**322,714**	-
Pass Through National Institute of Arthritis, Musculoskeltal and Skin Diseases -Arthritis, Musculoskeletal and Skin Diseases Research - Contract No.: GENFD0001304081	93.846	19,285	-	-	-	-	-	-	-	-	**19,285**	-
Direct -Arthritis, Musculoskeletal and Skin Diseases Research	93.846	-	-	-	-	-	-	-	-	-	**-**	167,647
Direct -Arthritis, Musculoskeletal and Skin Diseases Research	93.846	-	-	-	-	-	-	-	-	-	**-**	221,119
Direct -Arthritis, Musculoskeletal and Skin Diseases Research	93.846	-	-	-	-	-	-	-	-	-	**-**	25,574
Direct -Arthritis, Musculoskeletal and Skin Diseases Research	93.846	-	-	-	-	-	-	-	-	-	**-**	3,336
Total for 93.846		**1,731,173**	-	-	-	-	-	-	-	-	**1,731,173**	**417,676**

Commission for the Las Vegas Centennia

	CFDA Number	UNR	UNLV	DRI	NSC	CSN	GBC	TMCC	WNC	SYSTEM	Total	Sub Recipient
Direct -Diabetes, Digestive, and Kidney Diseases Extramural Research	93.847	320,450	-	-	-	-	-	-	-	-	**320,450**	-
Direct -Diabetes, Digestive, and Kidney Diseases Extramural Research	93.847	-	234,378	-	-	-	-	-	-	-	**234,378**	-
Direct -Diabetes, Digestive, and Kidney Diseases Extramural Research	93.847	355,983	-	-	-	-	-	-	-	-	**355,983**	-
Direct -Diabetes, Digestive, and Kidney Diseases Extramural Research	93.847	358,829	-	-	-	-	-	-	-	-	**358,829**	-
Direct -Diabetes, Digestive, and Kidney Diseases Extramural Research	93.847	327,407	-	-	-	-	-	-	-	-	**327,407**	-
Direct -Diabetes, Digestive, and Kidney Diseases Extramural Research	93.847	570,602	-	-	-	-	-	-	-	-	**570,602**	-
Direct -Diabetes, Digestive, and Kidney Diseases Extramural Research	93.847	1,611,301	-	-	-	-	-	-	-	-	**1,611,301**	-
Direct -Diabetes, Digestive, and Kidney Diseases Extramural Research	93.847	78,804	-	-	-	-	-	-	-	-	**78,804**	-
Direct -Diabetes, Digestive, and Kidney Diseases Extramural Research	93.847	98,747	-	-	-	-	-	-	-	-	**98,747**	-
Direct -Diabetes, Digestive, and Kidney Diseases Extramural Research	93.847	-	-	-	-	-	-	-	-	-	**-**	126,513
Total for 93.847		**3,722,123**	**234,378**	-	-	-	-	-	-	-	**3,956,501**	**126,513**
Direct -Extramural Research Programs in the Neurosciences and Neurological Disorders	93.853	32,801	-	-	-	-	-	-	-	-	**32,801**	-
Direct -Extramural Research Programs in the Neurosciences and Neurological Disorders	93.853	-	162,352	-	-	-	-	-	-	-	**162,352**	-
Direct -Extramural Research Programs in the Neurosciences and Neurological Disorders	93.853	-	69,997	-	-	-	-	-	-	-	**69,997**	-
Direct -Extramural Research Programs in the Neurosciences and Neurological Disorders	93.853	8,011	-	-	-	-	-	-	-	-	**8,011**	-
Pass Through National Institute of Neurological Disorders and Stroke -Extramural Research Programs in the Neurosciences and Neurological Disorders - Contract No.: 1R21NS107922-01	93.853	2,014	-	-	-	-	-	-	-	-	**2,014**	-
Pass Through National Institutes of Health - Extramural Research Programs in the Neurosciences and Neurological Disorders - Contract No.: 60036745 UNV	93.853	151	-	-	-	-	-	-	-	-	**151**	-
Total for 93.853		**42,977**	**232,349**	-	-	-	-	-	-	-	**275,326**	-
Direct -Allergy, Immunology and Transplantation Research	93.855	-	126,358	-	-	-	-	-	-	-	**126,358**	-
Direct -Allergy, Immunology and Transplantation Research	93.855	-	195,391	-	-	-	-	-	-	-	**195,391**	-
Direct -Allergy, Immunology and Transplantation Research	93.855	370,749	-	-	-	-	-	-	-	-	**370,749**	-

Commission for the Las Vegas Centennia

	CFDA Number	UNR	UNLV	DRI	NSC	CSN	GBC	TMCC	WNC	SYSTEM	Total	Sub Recipient
Direct -Allergy, Immunology and Transplantation Research	93.855	-	543,032	-	-	-	-	-	-	-	**543,032**	-
Direct -Allergy, Immunology and Transplantation Research	93.855	8,506	-	-	-	-	-	-	-	-	**8,506**	-
Direct -Allergy, Immunology and Transplantation Research	93.855	-	167,991	-	-	-	-	-	-	-	**167,991**	-
Direct -Allergy, Immunology and Transplantation Research	93.855	5	-	-	-	-	-	-	-	-	**5**	-
Direct -Allergy, Immunology and Transplantation Research	93.855	737,602	-	-	-	-	-	-	-	-	**737,602**	-
Direct -Allergy, Immunology and Transplantation Research	93.855	202,921	-	-	-	-	-	-	-	-	**202,921**	-
Direct -Allergy, Immunology and Transplantation Research	93.855	282,759	-	-	-	-	-	-	-	-	**282,759**	-
Direct -Allergy, Immunology and Transplantation Research	93.855	-	11,672	-	-	-	-	-	-	-	**11,672**	-
Direct -Allergy, Immunology and Transplantation Research	93.855	9,188	-	-	-	-	-	-	-	-	**9,188**	-
Direct -Allergy, Immunology and Transplantation Research	93.855	-	13,803	-	-	-	-	-	-	-	**13,803**	-
Direct -Allergy, Immunology and Transplantation Research	93.855	-	102,065	-	-	-	-	-	-	-	**102,065**	-
Direct -Allergy, Immunology and Transplantation Research	93.855	19,154	-	-	-	-	-	-	-	-	**19,154**	-
Direct -Allergy, Immunology and Transplantation Research	93.855	65,374	-	-	-	-	-	-	-	-	**65,374**	-
Pass Through National Institute of Allergy and Infectious Diseases -Allergy, Immunology and Transplantation Research - Contract No.: OSP-1400350-01	93.855	58,260	-	-	-	-	-	-	-	-	**58,260**	-
Pass Through National Institute of Allergy and Infectious Diseases -Allergy, Immunology and Transplantation Research - Contract No.: OSP-1400380	93.855	133,828	-	-	-	-	-	-	-	-	**133,828**	-
Pass Through National Institute of Allergy and Infectious Diseases -Allergy, Immunology and Transplantation Research - Contract No.: 00009479	93.855	1,449	-	-	-	-	-	-	-	-	**1,449**	-
Direct -Allergy, Immunology and Transplantation Research	93.855	-	-	-	-	-	-	-	-	-	**-**	145,264
Direct -Allergy, Immunology and Transplantation Research	93.855	-	-	-	-	-	-	-	-	-	**-**	604,667
Direct -Allergy, Immunology and Transplantation Research	93.855	-	-	-	-	-	-	-	-	-	**-**	47,009
Direct -Allergy, Immunology and Transplantation Research	93.855	-	-	-	-	-	-	-	-	-	**-**	1,049,078

Commission for the Las Vegas Centennia

	CFDA Number	UNR	UNLV	DRI	NSC	CSN	GBC	TMCC	WNC	SYSTEM	Total	Sub Recipient
Direct -Allergy, Immunology and Transplantation Research	93.855	-	-	-	-	-	-	-	-	-	-	2,680
Total for 93.855		**1,889,795**	**1,160,312**	-	-	-	-	-	-	-	**3,050,107**	**1,848,698**
Direct -Biomedical Research and Research Training	93.859	41,426	-	-	-	-	-	-	-	-	**41,426**	-
Direct -Biomedical Research and Research Training	93.859	364,336	-	-	-	-	-	-	-	-	**364,336**	-
Direct -Biomedical Research and Research Training	93.859	861,554	-	-	-	-	-	-	-	-	**861,554**	-
Direct -Biomedical Research and Research Training	93.859	-	(8,384)	-	-	-	-	-	-	-	**(8,384)**	-
Direct -Biomedical Research and Research Training	93.859	1,784,709	-	-	-	-	-	-	-	-	**1,784,709**	-
Direct -Biomedical Research and Research Training	93.859	123,300	-	-	-	-	-	-	-	-	**123,300**	-
Direct -Biomedical Research and Research Training	93.859	177,907	-	-	-	-	-	-	-	-	**177,907**	-
Direct -Biomedical Research and Research Training	93.859	201,819	-	-	-	-	-	-	-	-	**201,819**	-
Direct -Biomedical Research and Research Training	93.859	103,660	-	-	-	-	-	-	-	-	**103,660**	-
Direct -Biomedical Research and Research Training	93.859	3,302,419	-	-	-	-	-	-	-	-	**3,302,419**	-
Direct -Biomedical Research and Research Training	93.859	334,550	-	-	-	-	-	-	-	-	**334,550**	-
Direct -Biomedical Research and Research Training	93.859	227,866	-	-	-	-	-	-	-	-	**227,866**	-
Direct -Biomedical Research and Research Training	93.859	68,106	-	-	-	-	-	-	-	-	**68,106**	-
Direct -Biomedical Research and Research Training	93.859	(803)	-	-	-	-	-	-	-	-	**(803)**	-
Direct -Biomedical Research and Research Training	93.859	-	1,112,257	-	-	-	-	-	-	-	**1,112,257**	-
Direct -Biomedical Research and Research Training	93.859	90,265	-	-	-	-	-	-	-	-	**90,265**	-
Direct -Biomedical Research and Research Training	93.859	-	18,599	-	-	-	-	-	-	-	**18,599**	-
Direct -Biomedical Research and Research Training	93.859	-	2,813,771	-	-	-	-	-	-	-	**2,813,771**	-
Direct -Biomedical Research and Research Training	93.859	6,208	-	-	-	-	-	-	-	-	**6,208**	-
Direct -Biomedical Research and Research Training	93.859	-	65,067	-	-	-	-	-	-	-	**65,067**	-

Commission for the Las Vegas Centennia

	CFDA Number	UNR	UNLV	DRI	NSC	CSN	GBC	TMCC	WNC	SYSTEM	Total	Sub Recipient
Direct -Biomedical Research and Research Training	93.859	-	(40,630)	-	-	-	-	-	-	-	**(40,630)**	-
Direct -Biomedical Research and Research Training	93.859	-	115,935	-	-	-	-	-	-	-	**115,935**	-
Direct -Biomedical Research and Research Training	93.859	-	38,069	-	-	-	-	-	-	-	**38,069**	-
Direct -Biomedical Research and Research Training	93.859	-	14,516	-	-	-	-	-	-	-	**14,516**	-
Direct -Biomedical Research and Research Training	93.859	-	173,330	-	-	-	-	-	-	-	**173,330**	-
Direct -Biomedical Research and Research Training	93.859	-	121,857	-	-	-	-	-	-	-	**121,857**	-
Direct -Biomedical Research and Research Training	93.859	89,399	-	-	-	-	-	-	-	-	**89,399**	-
Direct -Biomedical Research and Research Training	93.859	245,594	-	-	-	-	-	-	-	-	**245,594**	-
Direct -Biomedical Research and Research Training	93.859	187,937	-	-	-	-	-	-	-	-	**187,937**	-
Direct -Biomedical Research and Research Training	93.859	-	68,767	-	-	-	-	-	-	-	**68,767**	-
Pass Through Department of Health and Human Services -Biomedical Research and Research Training - Contract No.: UNR 16-59	93.859	-	(16,526)	-	-	-	-	-	-	-	**(16,526)**	-
Pass Through Department of Health and Human Services -Biomedical Research and Research Training - Contract No.: UNR 17-58	93.859	-	-	-	-	167,384	-	-	-	-	**167,384**	-
Pass Through Department of Health and Human Services -Biomedical Research and Research Training - Contract No.: UNR 17-64	93.859	-	744,733	-	-	-	-	-	-	-	**744,733**	-
Pass Through Department of Health and Human Services -Biomedical Research and Research Training - Contract No.: UNR -18-57	93.859	-	-	-	-	34,097	-	-	-	-	**34,097**	-
Pass Through National Institute of General Medical Sciences -Biomedical Research and Research Training - Contract No.: 18-22QR-UNR-PG80	93.859	63,101	-	-	-	-	-	-	-	-	**63,101**	-
Pass Through National Institute of General Medical Sciences -Biomedical Research and Research Training - Contract No.: 2016-UNR-01	93.859	68,263	-	-	-	-	-	-	-	-	**68,263**	-
Pass Through National Institute of General Medical Sciences -Biomedical Research and Research Training - Contract No.: 18-22QN-UNR-05	93.859	132,640	-	-	-	-	-	-	-	-	**132,640**	-
Pass Through National Institute of General Medical Sciences -Biomedical Research and Research Training - Contract No.: 14-747X-A-06	93.859	17,444	-	-	-	-	-	-	-	-	**17,444**	-

Commission for the Las Vegas Centennia

	CFDA Number	UNR	UNLV	DRI	NSC	CSN	GBC	TMCC	WNC	SYSTEM	Total	Sub Recipient
Pass Through National Institute of General Medical Sciences -Biomedical Research and Research Training - Contract No.: 832-SUB	93.859	-	368,022	-	-	-	-	-	-	-	**368,022**	-
Pass Through National Institutes of Health - Biomedical Research and Research Training - Contract No.: 680-SUB	93.859	-	(2)	-	-	-	-	-	-	-	**(2)**	-
Pass Through National Institutes of Health - Biomedical Research and Research Training - Contract No.: 16-746Q-UNR-BS11-01	93.859	6,502	-	-	-	-	-	-	-	-	**6,502**	-
Pass Through National Institutes of Health - Biomedical Research and Research Training - Contract No.: 17-746Q-UNR-PG53-00	93.859	15,942	-	-	-	-	-	-	-	-	**15,942**	-
Pass Through National Institutes of Health - Biomedical Research and Research Training - Contract No.: 18-22QN-UNR-05-BS	93.859	55,568	-	-	-	-	-	-	-	-	**55,568**	-
Pass Through National Institutes of Health - Biomedical Research and Research Training - Contract No.: UNR 18-59	93.859	-	-	-	151,874	-	-	-	-	-	**151,874**	-
Pass Through National Institutes of Health - Biomedical Research and Research Training - Contract No.: 18-22QR-UNR-PG71	93.859	68,450	-	-	-	-	-	-	-	-	**68,450**	-
Pass Through National Institutes of Health - Biomedical Research and Research Training - Contract No.: UNR-18-63	93.859	-	53,698	-	-	-	-	-	-	-	**53,698**	-
Pass Through National Institutes of Health - Biomedical Research and Research Training - Contract No.: 18-22QP-UNR-05	93.859	78,521	-	-	-	-	-	-	-	-	**78,521**	-
Pass Through National Institutes of Health - Biomedical Research and Research Training - Contract No.: UWSC8874	93.859	113,515	-	-	-	-	-	-	-	-	**113,515**	-
Pass Through National Institutes of Health - Biomedical Research and Research Training - Contract No.: UNR-17-61	93.859	-	-	-	-	-	175,992	-	-	-	**175,992**	-
Pass Through National Institutes of Health - Biomedical Research and Research Training - Contract No.: UNR 18-58	93.859	-	-	-	-	-	19,321	-	-	-	**19,321**	-
Pass Through National Institutes of Health - Biomedical Research and Research Training - Contract No.: UNR 17-59 - PO 117GC000071	93.859	-	-	-	399,433	-	-	-	-	-	**399,433**	-
Pass Through National Institutes of Health - Biomedical Research and Research Training - Contract No.: N/A	93.859	-	5,309	-	-	-	-	-	-	-	**5,309**	-
Pass Through National Institutes of Health - Biomedical Research and Research Training - Contract No.: G131-18-W6843	93.859	37,624	-	-	-	-	-	-	-	-	**37,624**	-
Pass Through National Institutes of Health - Biomedical Research and Research Training - Contract No.: 834 - SUB	93.859	-	89,917	-	-	-	-	-	-	-	**89,917**	-

Commission for the Las Vegas Centennia

	CFDA Number	UNR	UNLV	DRI	NSC	CSN	GBC	TMCC	WNC	SYSTEM	Total	Sub Recipient
Pass Through National Institutes of Health - Biomedical Research and Research Training - Contract No.: 833-SUB	93.859	-	164,473	-	-	-	-	-	-	-	**164,473**	-
Pass Through National Institutes of Health - Biomedical Research and Research Training - Contract No.: 685-SUB	93.859	-	13,530	-	-	-	-	-	-	-	**13,530**	-
Pass Through National Institutes of Health - Biomedical Research and Research Training - Contract No.: UNR-18-62	93.859	-	-	-	-	-	-	-	92,206	-	**92,206**	-
Direct -Biomedical Research and Research Training	93.859	-	-	-	-	-	-	-	-	-	-	43,380
Direct -Biomedical Research and Research Training	93.859	-	-	-	-	-	-	-	-	-	-	44,455
Direct -Biomedical Research and Research Training	93.859	-	-	-	-	-	-	-	-	-	-	94,024
Direct -Biomedical Research and Research Training	93.859	-	-	-	-	-	-	-	-	-	-	52,767
Direct -Biomedical Research and Research Training	93.859	-	-	-	-	-	-	-	-	-	-	749
Direct -Biomedical Research and Research Training	93.859	-	-	-	-	-	-	-	-	-	-	25,917
Direct -Biomedical Research and Research Training	93.859	-	-	-	-	-	-	-	-	-	-	17,355
Direct -Biomedical Research and Research Training	93.859	-	-	-	-	-	-	-	-	-	-	44,431
Direct -Biomedical Research and Research Training	93.859	-	-	-	-	-	-	-	-	-	-	25,561
Direct -Biomedical Research and Research Training	93.859	-	-	-	-	-	-	-	-	-	-	58,190
Direct -Biomedical Research and Research Training	93.859	-	-	-	-	-	-	-	-	-	-	44,838
Direct -Biomedical Research and Research Training	93.859	-	-	-	-	-	-	-	-	-	-	37,727
Direct -Biomedical Research and Research Training	93.859	-	-	-	-	-	-	-	-	-	-	15,525
Direct -Biomedical Research and Research Training	93.859	-	-	-	-	-	-	-	-	-	-	48,919
Direct -Biomedical Research and Research Training	93.859	-	-	-	-	-	-	-	-	-	-	34,431
Direct -Biomedical Research and Research Training	93.859	-	-	-	-	-	-	-	-	-	-	18,893
Direct -Biomedical Research and Research Training	93.859	-	-	-	-	-	-	-	-	-	-	7,859
Direct -Biomedical Research and Research Training	93.859	-	-	-	-	-	-	-	-	-	-	122,264

Commission for the Las Vegas Centennia

	CFDA Number	UNR	UNLV	DRI	NSC	CSN	GBC	TMCC	WNC	SYSTEM	Total	Sub Recipient
Direct -Biomedical Research and Research Training	93.859	-	-	-	-	-	-	-	-	-	-	22,855
Direct -Biomedical Research and Research Training	93.859	-	-	-	-	-	-	-	-	-	-	33,672
Direct -Biomedical Research and Research Training	93.859	-	-	-	-	-	-	-	-	-	-	34,517
Direct -Biomedical Research and Research Training	93.859	-	-	-	-	-	-	-	-	-	-	32,984
Direct -Biomedical Research and Research Training	93.859	-	-	-	-	-	-	-	-	-	-	33,970
Direct -Biomedical Research and Research Training	93.859	-	-	-	-	-	-	-	-	-	-	39,383
Direct -Biomedical Research and Research Training	93.859	-	-	-	-	-	-	-	-	-	-	100,817
Direct -Biomedical Research and Research Training	93.859	-	-	-	-	-	-	-	-	-	-	193,267
Direct -Biomedical Research and Research Training	93.859	-	-	-	-	-	-	-	-	-	-	165,215
Direct -Biomedical Research and Research Training	93.859	-	-	-	-	-	-	-	-	-	-	225,122
Direct -Biomedical Research and Research Training	93.859	-	-	-	-	-	-	-	-	-	-	17,186
Direct -Biomedical Research and Research Training	93.859	-	-	-	-	-	-	-	-	-	-	13,329
Direct -Biomedical Research and Research Training	93.859	-	-	-	-	-	-	-	-	-	-	72,739
Direct -Biomedical Research and Research Training	93.859	-	-	-	-	-	-	-	-	-	-	67,751
Direct -Biomedical Research and Research Training	93.859	-	-	-	-	-	-	-	-	-	-	287,332
Direct -Biomedical Research and Research Training	93.859	-	-	-	-	-	-	-	-	-	-	399,344
Direct -Biomedical Research and Research Training	93.859	-	-	-	-	-	-	-	-	-	-	829,662
Direct -Biomedical Research and Research Training	93.859	-	-	-	-	-	-	-	-	-	-	240,000
Direct -Biomedical Research and Research Training	93.859	-	-	-	-	-	-	-	-	-	-	201,600
Direct -Biomedical Research and Research Training	93.859	-	-	-	-	-	-	-	-	-	-	405,637
Direct -Biomedical Research and Research Training	93.859	-	-	-	-	-	-	-	-	-	-	299,940
Direct -Biomedical Research and Research Training	93.859	-	-	-	-	-	-	-	-	-	-	12,623

Commission for the Las Vegas Centennia

	CFDA Number	UNR	UNLV	DRI	NSC	CSN	GBC	TMCC	WNC	SYSTEM	Total	Sub Recipient
Direct -Biomedical Research and Research Training	93.859	-	-	-	-	-	-	-	-	-	-	170,755
Direct -Biomedical Research and Research Training	93.859	-	-	-	-	-	-	-	-	-	-	400,567
Direct -Biomedical Research and Research Training	93.859	-	-	-	-	-	-	-	-	-	-	221,119
Direct -Biomedical Research and Research Training	93.859	-	-	-	-	-	-	-	-	-	-	376,532
Direct -Biomedical Research and Research Training	93.859	-	-	-	-	-	-	-	-	-	-	51,313
Direct -Biomedical Research and Research Training	93.859	-	-	-	-	-	-	-	-	-	-	324,661
Pass Through Biomedical Research and Research Training -Biomedical Research and Research Training - Contract No.: GR06158 Sub UNR-AWD747	93.859	-	-	-	-	-	-	-	-	-	-	63,776
Pass Through UNIVERSITY OF NEW MEXICO -Biomedical Research and Research Training - Contract No.: AWD-02-00000676	93.859	-	-	-	-	-	-	-	-	-	-	61,968
Pass Through UNIVERSITY OF NEW MEXICO -Biomedical Research and Research Training - Contract No.: AWD-02-00000746	93.859	-	-	-	-	-	-	-	-	-	-	70,536
Total for 93.859		**8,867,822**	**5,916,308**	**-**	**551,307**	**201,481**	**195,313**	**-**	**92,206**	**-**	**15,824,437**	**6,207,457**
Direct -Child Health and Human Development Extramural Research	93.865	74,267	-	-	-	-	-	-	-	-	**74,267**	-
Direct -Child Health and Human Development Extramural Research	93.865	-	60,647	-	-	-	-	-	-	-	**60,647**	-
Direct -Child Health and Human Development Extramural Research	93.865	144,289	-	-	-	-	-	-	-	-	**144,289**	-
Direct -Child Health and Human Development Extramural Research	93.865	-	496,220	-	-	-	-	-	-	-	**496,220**	-
Direct -Child Health and Human Development Extramural Research	93.865	-	142,854	-	-	-	-	-	-	-	**142,854**	-
Direct -Child Health and Human Development Extramural Research	93.865	433,656	-	-	-	-	-	-	-	-	**433,656**	-
Pass Through National Institutes of Health -Child Health and Human Development Extramural Research - Contract No.: UNLV 17-927H-02	93.865	-	-	-	4,811	-	-	-	-	-	**4,811**	-
Pass Through National Institutes of Health -Child Health and Human Development Extramural Research - Contract No.: UNLV 17-22AE-05	93.865	-	-	-	6,830	-	-	-	-	-	**6,830**	-
Direct -Child Health and Human Development Extramural Research	93.865	-	-	-	-	-	-	-	-	-	-	26,814
Direct -Child Health and Human Development Extramural Research	93.865	-	-	-	-	-	-	-	-	-	-	41,223

Commission for the Las Vegas Centennia

	CFDA Number	UNR	UNLV	DRI	NSC	CSN	GBC	TMCC	WNC	SYSTEM	Total	Sub Recipient
Direct -Child Health and Human Development Extramural Research	93.865	-	-	-	-	-	-	-	-	-	-	28,590
Direct -Child Health and Human Development Extramural Research	93.865	-	-	-	-	-	-	-	-	-	-	62,555
Direct -Child Health and Human Development Extramural Research	93.865	-	-	-	-	-	-	-	-	-	-	126,975
Pass Through 1 -Child Health and Human Development Extramural Research - Contract No.: GR04882 UNR-17-20	93.865	-	-	-	-	-	-	-	-	-	-	405,637
Pass Through Child Health and Human Development Extramural Research -Child Health and Human Development Extramural Research - Contract No.: GR06480 Sub-NSC - AWD-468	93.865	-	-	-	-	-	-	-	-	-	-	13,689
Pass Through Child Health and Human Development Extramural Research -Child Health and Human Development Extramural Research - Contract No.: GR06183 Sub NSC-AWD459	93.865	-	-	-	-	-	-	-	-	-	-	6,830
Total for 93.865		**652,212**	**699,721**	-	**11,641**	-	-	-	-	-	**1,363,574**	**712,313**
Direct -Aging Research	93.866	149,239	-	-	-	-	-	-	-	-	**149,239**	-
Direct -Aging Research	93.866	49,285	-	-	-	-	-	-	-	-	**49,285**	-
Direct -Aging Research	93.866	1,599,521	-	-	-	-	-	-	-	-	**1,599,521**	-
Direct -Aging Research	93.866	-	-	-	-	-	-	-	-	-	-	399,344
Direct -Aging Research	93.866	-	-	-	-	-	-	-	-	-	-	150,137
Direct -Aging Research	93.866	-	-	-	-	-	-	-	-	-	-	408,005
Total for 93.866		**1,798,045**	-	-	-	-	-	-	-	-	1,798,045	**957,486**
Direct -Vision Research	93.867	415,088	-	-	-	-	-	-	-	-	**415,088**	-
Direct -Vision Research	93.867	171,246	-	-	-	-	-	-	-	-	**171,246**	-
Direct -Vision Research	93.867	34,384	-	-	-	-	-	-	-	-	**34,384**	-
Direct -Vision Research	93.867	396,982	-	-	-	-	-	-	-	-	**396,982**	-
Pass Through National Eye Institute -Vision Research - Contract No.: OSP-17--163	93.867	4,223	-	-	-	-	-	-	-	-	**4,223**	-
Pass Through National Institutes of Health - Vision Research - Contract No.: 230157-16	93.867	33,046	-	-	-	-	-	-	-	-	**33,046**	-
Direct -Vision Research	93.867	-	-	-	-	-	-	-	-	-	-	75,041
Direct -Vision Research	93.867	-	-	-	-	-	-	-	-	-	-	5,631
Total for 93.867		**1,054,969**	-	-	-	-	-	-	-	-	1,054,969	**80,672**

The Accompanying Notes to the Schedule of Expenditures of Federal Awards are an integral part of this schedule.

Commission for the Las Vegas Centennia

	CFDA Number	UNR	UNLV	DRI	NSC	CSN	GBC	TMCC	WNC	SYSTEM	Total	Sub Recipient
Direct -International Research and Research Training	93.989	-	42,812	-	-	-	-	-	-	-	**42,812**	-
Direct -International Research and Research Training	93.989	-	-	-	-	-	-	-	-	-	**-**	20,406
Direct -International Research and Research Training	93.989	-	-	-	-	-	-	-	-	-	**-**	21,726
Total for 93.989		**-**	**42,812**	-	-	-	-	-	-	-	**42,812**	**42,132**
Total for National Institutes Of Health		**23,708,584**	**9,089,134**	**192,139**	**562,948**	**201,481**	**195,313**	**-**	**92,206**	**-**	**34,041,805**	**11,200,979**
Substance Abuse And Mental Health Services Administration												
Direct -Substance Abuse and Mental Health Services_Projects of Regional and National Significance	93.243	-	412,148	-	-	-	-	-	-	-	**412,148**	-
Direct -Substance Abuse and Mental Health Services_Projects of Regional and National Significance	93.243	-	234,014	-	-	-	-	-	-	-	**234,014**	-
Pass Through Department of Health and Human Services -Substance Abuse and Mental Health Services_Projects of Regional and National Significance - Contract No.: UNLV # 16-916X-	93.243	-	-	-	-	3,372	-	-	-	-	**3,372**	-
Pass Through Department of Health and Human Services -Substance Abuse and Mental Health Services_Projects of Regional and National Significance - Contract No.: UNLV 17-22AW-00	93.243	-	-	-	4,690	-	-	-	-	-	**4,690**	-
Pass Through Dept of Health & Human Services - Substance Abuse and Mental Health Services_Projects of Regional and National Significance - Contract No.: IU79SM061803	93.243	-	-	-	-	-	-	21,673	-	-	**21,673**	-
Pass Through Substance Abuse and Mental Health Services Administration -Substance Abuse and Mental Health Services_Projects of Regional and National Significance - Contract No.: TO#AA/1365-70068	93.243	(6,482)	-	-	-	-	-	-	-	-	**(6,482)**	-
Total for 93.243		**(6,482)**	**646,162**	-	**4,690**	**3,372**	-	**21,673**	-	-	**669,415**	-
Pass Through Department of Health and Human Services -Block Grants for Prevention and Treatment of Substance Abuse - Contract No.: WO 4457 (93.959)	93.959	-	14,502	-	-	-	-	-	-	-	**14,502**	-
	93.959	182,392	-	-	-	-	-	-	-	-	**182,392**	-
	93.959	(223)	-	-	-	-	-	-	-	-	**(223)**	-
Total for 93.959		**182,169**	**14,502**	-	-	-	-	-	-	-	**196,671**	-
Total for Substance Abuse And Mental Health Services Administration		**175,687**	**660,664**	-	**4,690**	**3,372**	-	**21,673**	-	-	**866,086**	-

The Accompanying Notes to the Schedule of Expenditures of Federal Awards are an integral part of this schedule.

Commission for the Las Vegas Centennia

	CFDA Number	UNR	UNLV	DRI	NSC	CSN	GBC	TMCC	WNC	SYSTEM	Total	Sub Recipient
Total for Department Of Health And Human Services		**25,205,110**	**10,358,519**	**192,139**	**567,638**	**204,853**	**195,313**	**21,673**	**92,206**	-	**36,837,451**	**11,953,895**
Department Of Homeland Security												
Department Of Homeland Security												
	97.000	290,915	-	-	-	-	-	-	-	-	**290,915**	-
Direct -Department of Homeland Security	97.000	-	-	-	-	-	-	-	-	-	-	771,935
Direct -Department of Homeland Security	97.000	-	-	-	-	-	-	-	-	-	-	811,560
Total for 97.000		**290,915**	-	-	-	-	-	-	-	-	**290,915**	**1,583,495**
	97.067	11,456	-	-	-	-	-	-	-	-	**11,456**	-
Pass Through Department of Homeland Security - Homeland Security Grant Program - Contract No.: GR05976 NEVADA CYBERSECURITY-sub 17-65	97.067	-	-	-	-	-	-	-	-	-	-	6,250
Total for 97.067		**11,456**	-	-	-	-	-	-	-	-	**11,456**	**6,250**
Pass Through Department of Health and Human Services -Homeland Security Biowatch Program - Contract No.: HD 16199	97.091	-	1,225,567	-	-	-	-	-	-	-	**1,225,567**	-
Pass Through Department of Homeland Security - Homeland Security Biowatch Program - Contract No.: HD 15554	97.091	-	123,703	-	-	-	-	-	-	-	**123,703**	-
Pass Through Department of Health and Human Services -Homeland Security Biowatch Program - Contract No.: GR06194 Sub-SNHD-AWD-02-702	97.091	-	-	-	-	-	-	-	-	-	-	24,668
Total for 97.091		-	**1,349,270**	-	-	-	-	-	-	-	**1,349,270**	**24,668**
Total for Department Of Homeland Security		**302,371**	**1,349,270**	-	-	-	-	-	-	-	**1,651,641**	**1,614,413**
Total for Department Of Homeland Security		**302,371**	**1,349,270**	-	-	-	-	-	-	-	**1,651,641**	**1,614,413**
Agency For International Development												
Agency For International Development												
	98.000	7,084	-	-	-	-	-	-	-	-	**7,084**	-
Pass Through United States Agency for International Development -USAID Foreign Assistance - Contract No.: 10035947-S3	98.000	-	41,434	-	-	-	-	-	-	-	**41,434**	-
Total for 98.000		**7,084**	**41,434**	-	-	-	-	-	-	-	**48,518**	-
Direct -USAID Foreign Assistance for Programs Overseas	98.001	549,372	-	-	-	-	-	-	-	-	**549,372**	-

Commission for the Las Vegas Centennia

	CFDA Number	UNR	UNLV	DRI	NSC	CSN	GBC	TMCC	WNC	SYSTEM	Total	Sub Recipient
Pass Through United States Agency for International Development -USAID Foreign Assistance for Programs Overseas - Contract No.: 2000006789	98.001	46,500	-	-	-	-	-	-	-	-	**46,500**	-
Pass Through USAID Foreign Assistance for Programs Overseas -USAID Foreign Assistance for Programs Overseas - Contract No.: GR06232 Immunoassay for Capsular Antigen_UNR 12-01	98.001	-	-	-	-	-	-	-	-	-	-	1,049,078
Total for 98.001		**595,872**	-	-	-	-	-	-	-	-	**595,872**	**1,049,078**
Total for Agency For International Development		**602,956**	**41,434**	-	-	-	-	-	-	-	**644,390**	**1,049,078**
Total for Agency For International Development		**602,956**	**41,434**	-	-	-	-	-	-	-	**644,390**	**1,049,078**
Research And Development Cluster		**60,787,905**	**35,228,220**	**17,855,676**	**884,776**	**252,445**	**240,446**	**525,375**	**414,521**	**527,564**	**116,716,928**	**27,379,326**

The Accompanying Notes to the Schedule of Expenditures of Federal Awards are an integral part of this schedule.

Commission for the Las Vegas Centennia

	CFDA Number	UNR	UNLV	DRI	NSC	CSN	GBC	TMCC	WNC	SYSTEM	Total	Sub Recipient
SNAP Cluster												
Department Of Agriculture												
Food And Nutrition Service												
Pass Through Food and Nutrition Serice -State Administrative Matching Grants for the Supplemental Nutrition Assistance Program - Contract No.: 18-058-39-FX-18	10.561	3,854	-	-	-	-	-	-	-	-	**3,854**	-
Pass Through Food and Nutrition Serice -State Administrative Matching Grants for the Supplemental Nutrition Assistance Program - Contract No.: WO#302	10.561	39,077	-	-	-	-	-	-	-	-	**39,077**	-
Pass Through Food and Nutrition Serice -State Administrative Matching Grants for the Supplemental Nutrition Assistance Program - Contract No.: Ed8101	10.561	140,121	-	-	-	-	-	-	-	-	**140,121**	-
Pass Through Food and Nutrition Serice -State Administrative Matching Grants for the Supplemental Nutrition Assistance Program - Contract No.: ED1803	10.561	565,981	-	-	-	-	-	-	-	-	**565,981**	-
Pass Through Food and Nutrition Serice -State Administrative Matching Grants for the Supplemental Nutrition Assistance Program - Contract No.: ED 1701	10.561	199,349	-	-	-	-	-	-	-	-	**199,349**	-
Pass Through Food and Nutrition Serice -State Administrative Matching Grants for the Supplemental Nutrition Assistance Program - Contract No.: WO #303	10.561	22,865	-	-	-	-	-	-	-	-	**22,865**	-
Pass Through Food and Nutrition Serice -State Administrative Matching Grants for the Supplemental Nutrition Assistance Program - Contract No.: #ED1702	10.561	480,880	-	-	-	-	-	-	-	-	**480,880**	-
Pass Through Food and Nutrition Serice -State Administrative Matching Grants for the Supplemental Nutrition Assistance Program - Contract No.: Work Order #305	10.561	66,697	-	-	-	-	-	-	-	-	**66,697**	-
Pass Through Food and Nutrition Serice -State Administrative Matching Grants for the Supplemental Nutrition Assistance Program - Contract No.: Ed1802	10.561	443,827	-	-	-	-	-	-	-	-	**443,827**	-
Total for 10.561		**1,962,651**	-	-	-	-	-	-	-	-	1,962,651	-
Total for Food And Nutrition Service		**1,962,651**	-	-	-	-	-	-	-	-	1,962,651	-
Total for Department Of Agriculture		**1,962,651**	-	-	-	-	-	-	-	-	1,962,651	-
SNAP Cluster		**1,962,651**	-	-	-	-	-	-	-	-	1,962,651	-

The Accompanying Notes to the Schedule of Expenditures of Federal Awards are an integral part of this schedule.

Commission for the Las Vegas Centennia

	CFDA Number	UNR	UNLV	DRI	NSC	CSN	GBC	TMCC	WNC	SYSTEM	Total	Sub Recipient
Special Education Cluster (IDEA)												
Department Of Education												
Office Of Special Education And Rehabilitative Services												
Direct -Special Education_Grants to States	84.027	8,918	-	-	-	-	-	-	-	-	**8,918**	-
Pass Through Department of Education -Special Education_Grants to States - Contract No.: sp-1800069	84.027	23,722	-	-	-	-	-	-	-	-	**23,722**	-
Pass Through Department of Education -Special Education_Grants to States - Contract No.: OSP-1700106	84.027	60,631	-	-	-	-	-	-	-	-	**60,631**	-
Pass Through Office of Special Education and Rehabilitative Services -Special Education_Grants to States - Contract No.: 1800117	84.027	756,425	-	-	-	-	-	-	-	-	**756,425**	-
Pass Through Office of Special Education and Rehabilitative Services -Special Education_Grants to States - Contract No.: 1700081	84.027	5,616	-	-	-	-	-	-	-	-	**5,616**	-
Pass Through Department of Education -Special Education_Grants to States - Contract No.: GR06218 Grant Name NEVADA TACSEI - NDE FY18 - SUB UNR-18-20	84.027	-	-	-	-	-	-	-	-	-	-	16,085
Pass Through Office of Special Education and Rehabilitative Services -Special Education_Grants to States - Contract No.: GR04962 UNR-17-22	84.027	-	-	-	-	-	-	-	-	-	-	14,466
Total for 84.027		**855,312**	-	-	-	-	-	-	-	-	**855,312**	**30,551**
Total for Office Of Special Education And Rehabilitative Services		**855,312**	-	-	-	-	-	-	-	-	**855,312**	**30,551**
Total for Department Of Education		**855,312**	-	-	-	-	-	-	-	-	**855,312**	**30,551**
Special Education Cluster (IDEA)		**855,312**	-	-	-	-	-	-	-	-	**855,312**	**30,551**

The Accompanying Notes to the Schedule of Expenditures of Federal Awards are an integral part of this schedule.

Commission for the Las Vegas Centennia

	CFDA Number	UNR	UNLV	DRI	NSC	CSN	GBC	TMCC	WNC	SYSTEM	Total	Sub Recipient
Student Financial Assistance Cluster												
Department Of Education												
Department Of Education												
Direct -Teacher Education Assistance for College and Higher Education Grants (TEACH Grants)	84.379	44,239	-	-	-	-	-	-	-	-	**44,239**	-
Direct -Teacher Education Assistance for College and Higher Education Grants (TEACH Grants)	84.379	-	106,989	-	-	-	-	-	-	-	**106,989**	-
Total for 84.379		**44,239**	**106,989**	-	-	-	-	-	-	-	**151,228**	-
Total for Department Of Education		**44,239**	**106,989**	-	-	-	-	-	-	-	**151,228**	-
Office Of Student Financial Assistance Programs												
Direct -Federal Supplemental Educational Opportunity Grants	84.007	-	696,259	-	116,400	1,014,024	40,427	135,054	142,599	-	**2,144,763**	-
Direct -Federal Supplemental Educational Opportunity Grants	84.007	399,214	-	-	-	-	-	-	-	-	**399,214**	-
Total for 84.007		**399,214**	**696,259**	-	**116,400**	**1,014,024**	**40,427**	**135,054**	**142,599**	-	2,543,977	-
Direct -Federal Work-Study Program	84.033	88,041	-	-	-	-	-	-	-	-	**88,041**	-
Direct -Federal Work-Study Program	84.033	-	880,828	-	106,394	573,511	40,166	208,977	78,685	-	**1,888,561**	-
Direct -Federal Work-Study Program	84.033	487,700	-	-	-	-	-	-	-	-	**487,700**	-
Total for 84.033		**575,741**	**880,828**	-	**106,394**	**573,511**	**40,166**	**208,977**	**78,685**	-	2,464,302	-
Direct -Federal Perkins Loan Program_Federal Capital Contributions	84.038	4,826,067	2,105,672	-	-	-	-	-	-	-	**6,931,739**	-
Total for 84.038		**4,826,067**	**2,105,672**	-	-	-	-	-	-	-	6,931,739	-
Direct -Federal Pell Grant Program	84.063	-	42,115,396	-	6,411,022	38,463,150	2,412,201	8,258,970	3,741,715	-	**101,402,454**	-
Direct -Federal Pell Grant Program	84.063	146,811	-	-	-	-	-	-	-	-	**146,811**	-
Direct -Federal Pell Grant Program	84.063	22,358,393	-	-	-	-	-	-	-	-	**22,358,393**	-
Total for 84.063		**22,505,204**	**42,115,396**	-	**6,411,022**	**38,463,150**	**2,412,201**	**8,258,970**	**3,741,715**	-	123,907,658	-
Direct -Federal Direct Student Loans	84.268	-	135,800,222	-	11,606,615	20,332,108	1,636,426	3,800,103	1,675,683	-	**174,851,157**	-
Direct -Federal Direct Student Loans	84.268	104,330	-	-	-	-	-	-	-	-	**104,330**	-
Direct -Federal Direct Student Loans	84.268	82,070,409	-	-	-	-	-	-	-	-	**82,070,409**	-
Total for 84.268		**82,174,739**	**135,800,222**	-	**11,606,615**	**20,332,108**	**1,636,426**	**3,800,103**	**1,675,683**	-	257,025,896	-
Total for Office Of Student Financial Assistance Programs		**110,480,965**	**181,598,377**	-	**18,240,431**	**60,382,793**	**4,129,220**	**12,403,104**	**5,638,682**	-	392,873,572	-

Commission for the Las Vegas Centennia

	CFDA Number	UNR	UNLV	DRI	NSC	CSN	GBC	TMCC	WNC	SYSTEM	Total	Sub Recipient
Total for Department Of Education		**110,525,204**	**181,705,366**	-	**18,240,431**	**60,382,793**	**4,129,220**	**12,403,104**	**5,638,682**	-	**393,024,800**	-
Department Of Health And Human Services												
Health Resources And Services Administration												
Direct -Health Professions Student Loans, Including Primary Care Loans/Loans for Disadvantaged Students	93.342	-	192,312	-	-	-	-	-	-	-	**192,312**	-
Total for 93.342		**-**	**192,312**	-	-	-	-	-	-	-	**192,312**	-
Direct -Nursing Student Loans	93.364	599,049	1,083,772	-	-	-	-	-	-	-	**1,682,821**	-
Total for 93.364		**599,049**	**1,083,772**	-	-	-	-	-	-	-	**1,682,821**	-
Total for Health Resources And Services Administration		**599,049**	**1,276,084**	-	-	-	-	-	-	-	**1,875,133**	-
Total for Department Of Health And Human Services		**599,049**	**1,276,084**	-	-	-	-	-	-	-	**1,875,133**	-
Student Financial Assistance Cluster		**111,124,253**	**182,981,450**	-	**18,240,431**	**60,382,793**	**4,129,220**	**12,403,104**	**5,638,682**	-	**394,899,933**	-
Transit Services Programs Cluster												
Department Of Transportation												
Federal Transit Administration (fta)												
Pass Through Federal Transit Administration - Capital Assistance Program for Elderly Persons and Persons with Disabilities - Contract No.: OSP-1600934	20.513	28,466	-	-	-	-	-	-	-	-	**28,466**	-
Total for 20.513		**28,466**	-	-	-	-	-	-	-	-	**28,466**	-
Total for Federal Transit Administration (fta)		**28,466**	-	-	-	-	-	-	-	-	**28,466**	-
Total for Department Of Transportation		**28,466**	-	-	-	-	-	-	-	-	**28,466**	-
Transit Services Programs Cluster		**28,466**	-	-	-	-	-	-	-	-	**28,466**	-

The Accompanying Notes to the Schedule of Expenditures of Federal Awards are an integral part of this schedule.

Commission for the Las Vegas Centennia

	CFDA Number	UNR	UNLV	DRI	NSC	CSN	GBC	TMCC	WNC	SYSTEM	Total	Sub Recipient
TRIO Cluster												
Department Of Education												
Office Of Postsecondary Education												
Direct -TRIO_Student Support Services	84.042	-	363,720	-	-	-	-	-	-	-	**363,720**	-
Direct -TRIO_Student Support Services	84.042	371,736	-	-	-	-	-	-	-	-	**371,736**	-
Direct -TRIO_Student Support Services	84.042	-	-	-	-	286,169	-	-	-	-	**286,169**	-
Direct -TRIO_Student Support Services	84.042	-	-	-	258,709	-	-	-	-	-	**258,709**	-
Direct -TRIO_Student Support Services	84.042	-	336,239	-	-	-	-	-	-	-	**336,239**	-
Total for 84.042		**371,736**	**699,959**	**-**	**258,709**	**286,169**	**-**	**-**	**-**	**-**	**1,616,573**	**-**
Direct -TRIO_Talent Search	84.044	-	236,826	-	-	-	-	-	-	-	**236,826**	-
Direct -TRIO_Talent Search	84.044	-	259,765	-	-	-	-	-	-	-	**259,765**	-
Direct -TRIO_Talent Search	84.044	-	359,726	-	-	-	-	-	-	-	**359,726**	-
Direct -TRIO_Talent Search	84.044	-	216,704	-	-	-	-	-	-	-	**216,704**	-
Direct -TRIO_Talent Search	84.044	-	242,780	-	-	-	-	-	-	-	**242,780**	-
Total for 84.044		**-**	**1,315,801**	**-**	**-**	**-**	**-**	**-**	**-**	**-**	**1,315,801**	**-**
Direct -TRIO_Upward Bound	84.047	-	208,820	-	-	-	-	-	-	-	**208,820**	-
Direct -TRIO_Upward Bound	84.047	-	205,920	-	-	-	-	-	-	-	**205,920**	-
Direct -TRIO_Upward Bound	84.047	-	185,916	-	-	-	-	-	-	-	**185,916**	-
Direct -TRIO_Upward Bound	84.047	160,800	-	-	-	-	-	-	-	-	**160,800**	-
Direct -TRIO_Upward Bound	84.047	-	-	-	281,354	-	-	-	-	-	**281,354**	-
Direct -TRIO_Upward Bound	84.047	-	-	-	291,374	-	-	-	-	-	**291,374**	-
Direct -TRIO_Upward Bound	84.047	-	77,163	-	-	-	-	-	-	-	**77,163**	-
Direct -TRIO_Upward Bound	84.047	-	78,269	-	-	-	-	-	-	-	**78,269**	-
Direct -TRIO_Upward Bound	84.047	-	153,348	-	-	-	-	-	-	-	**153,348**	-
Direct -TRIO_Upward Bound	84.047	-	291,953	-	-	-	-	-	-	-	**291,953**	-
Direct -TRIO_Upward Bound	84.047	-	196,910	-	-	-	-	-	-	-	**196,910**	-
Direct -TRIO_Upward Bound	84.047	-	188,421	-	-	-	-	-	-	-	**188,421**	-
Direct -TRIO_Upward Bound	84.047	-	184,817	-	-	-	-	-	-	-	**184,817**	-
Direct -TRIO_Upward Bound	84.047	167,277	-	-	-	-	-	-	-	-	**167,277**	-

Commission for the Las Vegas Centennia

	CFDA Number	UNR	UNLV	DRI	NSC	CSN	GBC	TMCC	WNC	SYSTEM	Total	Sub Recipient
Direct -TRIO_Upward Bound	84.047	164,846	-	-	-	-	-	-	-	-	**164,846**	-
Direct -TRIO_Upward Bound	84.047	246,481	-	-	-	-	-	-	-	-	**246,481**	-
Direct -TRIO_Upward Bound	84.047	99,423	-	-	-	-	-	-	-	-	**99,423**	-
Direct -TRIO_Upward Bound	84.047	-	78,379	-	-	-	-	-	-	-	**78,379**	-
Direct -TRIO_Upward Bound	84.047	-	67,395	-	-	-	-	-	-	-	**67,395**	-
Direct -TRIO_Upward Bound	84.047	-	93,295	-	-	-	-	-	-	-	**93,295**	-
Direct -TRIO_Upward Bound	84.047	172,875	-	-	-	-	-	-	-	-	**172,875**	-
Direct -TRIO_Upward Bound	84.047	97,981	-	-	-	-	-	-	-	-	**97,981**	-
Pass Through Department of Education - TRIO_Upward Bound - Contract No.: PO47V120010	84.047	-	-	-	-	-	-	61,933	-	-	**61,933**	-
Pass Through Department of Education - TRIO_Upward Bound - Contract No.: PO47V170066	84.047	-	-	-	-	-	-	325,378	-	-	**325,378**	-
Total for 84.047		**1,109,683**	**2,010,606**	**-**	**572,728**	**-**	**-**	**387,311**	**-**	**-**	**4,080,328**	**-**
Direct -TRIO_Educational Opportunity Centers	84.066	-	248,648	-	-	-	-	-	-	-	**248,648**	-
Direct -TRIO_Educational Opportunity Centers	84.066	-	252,369	-	-	-	-	-	-	-	**252,369**	-
Total for 84.066		**-**	**501,017**	**-**	**-**	**-**	**-**	**-**	**-**	**-**	**501,017**	**-**
Direct -TRIO_McNair Post-Baccalaureate Achievement	84.217	165,269	-	-	-	-	-	-	-	-	**165,269**	-
Direct -TRIO_McNair Post-Baccalaureate Achievement	84.217	103,800	-	-	-	-	-	-	-	-	**103,800**	-
Direct -TRIO_McNair Post-Baccalaureate Achievement	84.217	-	133,560	-	-	-	-	-	-	-	**133,560**	-
Direct -TRIO_McNair Post-Baccalaureate Achievement	84.217	-	150,223	-	-	-	-	-	-	-	**150,223**	-
Total for 84.217		**269,069**	**283,783**	**-**	**-**	**-**	**-**	**-**	**-**	**-**	**552,852**	**-**
Total for Office Of Postsecondary Education		**1,750,488**	**4,811,166**	**-**	**831,437**	**286,169**	**-**	**387,311**	**-**	**-**	**8,066,571**	**-**
Total for Department Of Education		**1,750,488**	**4,811,166**	**-**	**831,437**	**286,169**	**-**	**387,311**	**-**	**-**	**8,066,571**	**-**
TRIO Cluster		**1,750,488**	**4,811,166**	**-**	**831,437**	**286,169**	**-**	**387,311**	**-**	**-**	**8,066,571**	**-**

The Accompanying Notes to the Schedule of Expenditures of Federal Awards are an integral part of this schedule.

Commission for the Las Vegas Centennia

	CFDA Number	UNR	UNLV	DRI	NSC	CSN	GBC	TMCC	WNC	SYSTEM	Total	Sub Recipient
WIOA Program												
Department Of Labor												
Employment Training Administration												
Direct -WIA Adult Program	17.258	-	-	-	-	274,691	-	-	-	-	**274,691**	-
Direct -WIA Adult Program	17.258	-	-	-	-	4,498	-	-	-	-	**4,498**	-
Pass Through Department of Labor/Employment and Training Administration -WIA Adult Program - Contract No.: AD-14-UNR-CASAT MOD4	17.258	48,526	-	-	-	-	-	-	-	-	**48,526**	-
Pass Through Department of Labor/Employment and Training Administration -WIA Adult Program - Contract No.: DW-14-UNR-CASAT	17.258	48,167	-	-	-	-	-	-	-	-	**48,167**	-
Pass Through Department of Labor/Employment and Training Administration -WIA Adult Program - Contract No.: PY17 GRTMCCAPP	17.258	-	-	-	-	-	-	62,102	-	-	**62,102**	-
Total for 17.258		**96,693**	-	-	-	**279,189**	-	**62,102**	-	-	437,984	-
Pass Through Department of Labor/Employment and Training Administration -WIA Dislocated Worker Formula Grants - Contract No.: DW-14-UNR-CASAT	17.278	6,170	-	-	-	-	-	-	-	-	**6,170**	-
Pass Through Substance Abuse and Mental Health Services Administration -WIA Dislocated Worker Formula Grants - Contract No.: AD-14-UNR-CASAT/MOD3	17.278	5,632	-	-	-	-	-	-	-	-	**5,632**	-
Total for 17.278		**11,802**	-	-	-	-	-	-	-	-	11,802	-
Total for Employment Training Administration		**108,495**	-	-	-	**279,189**	-	**62,102**	-	-	449,786	-
Total for Department Of Labor		**108,495**	-	-	-	**279,189**	-	**62,102**	-	-	449,786	-
WIOA Program		**108,495**	-	-	-	**279,189**	-	**62,102**	-	-	449,786	-
Total Expenditures of Federal Awards		**$206,146,207**	**$236,406,652**	**$18,147,933**	**$20,045,459**	**$64,510,504**	**$5,759,866**	**$16,806,590**	**$7,972,032**	**$644,493**	**$576,439,736**	**$28,155,610**

The Accompanying Notes to the Schedule of Expenditures of Federal Awards are an integral part of this schedule.

Commission for the Las Vegas Centennia

Notes to the Supplementary Schedule of Expenditures of Federal Awards

Note 1:

The purpose of the Supplementary Schedule of Expenditures of Federal Awards is to present a summary of the activities of the Nevada System of Higher Education for the year ended June 30, 2018, which have been financed by the United States Government.

For the purpose of this Schedule, Federal awards have been classified into two types:

- Direct Federal awards
- Pass-through funds received from non-Federal organizations made under Federally sponsored programs coordinated by those organizations

Because the Schedule presents only a selected portion of the activities of the Nevada System of Higher Education, it is not intended to and does not present either the net position, revenues, expenses, changes in net position, or changes in cash flows of the Nevada System of Higher Education.

The Nevada System of Higher Education consists of:

University of Nevada, Reno	University of Nevada, Las Vegas
Desert Research Institute	Nevada State College
College of Southern Nevada	Great Basin College
Truckee Meadows Community College	Western Nevada College

Nevada System of Higher Education System Administration

The Schedule is prepared on the accrual basis of accounting.

The Schedule does not include inter-system pass-through funds.

Note 2:

The Federal Perkins, Nursing Student Loan Programs ("NSL") and Health Professions Student Loan Programs ("HPSL") are administered directly by the System and balances and transactions relating to these programs are included in the System's financial statements. Loans outstanding at the beginning of the year and loads made during the year are included in the federal expenditures presented in the Schedule. The balances of loans outstanding under the Perkins, NSL and HPSL programs were $5,619,119, $1,448,632, and $168,890, respectively as of June 30, 2018.

Note 3:

The total value of the Federal awards in the form of non-cash assistance during the fiscal year ended June 30, 2018 was zero.

Note 4:

For fiscal year 2018, NSHE institutions utilize negotiated indirect rates, and NSHE does not utilize the 10% de minimis rate provided by Uniform Guidance.



Grant Thornton LLP
100 W Liberty Street, Suite 770
Reno, NV 89501-1965

T 775.786.1520
F 775.786.7091
www.GrantThornton.com

Report of Independent Certified Public Accountants on Internal Control Over Financial Reporting and on Compliance and Other Matters Required by *Government Auditing Standards*

Board of Regents
Nevada System of Higher Education

We have audited, in accordance with auditing standards generally accepted in the United States of America and the standards applicable to financial audits contained in *Government Auditing Standards* issued by the Comptroller General of the United States, the financial statements of the business-type activities and the aggregate discretely presented component units of The Nevada System of Higher Education (the "System"), as of and for the year ended June 30, 2018, and the related notes to the financial statements, which collectively comprise the System's basic financial statements, and have issued our report thereon dated November 13, 2018.

Our report includes a reference to other auditors who audited the financial statements of: Desert Research Institute Foundation; Desert Research Institute Research Parks LTD; Truckee Meadows Community College Foundation; Western Nevada College Foundation; University of Nevada, Las Vegas Research Foundation; University of Nevada, Las Vegas Rebel Golf Foundation; University of Nevada, Las Vegas Alumni Association; College of Southern Nevada Foundation; and Nevada State College Foundation, as described in our report on the System's financial statements. This report does not include the results of the other auditors' testing of internal control over financial reporting or compliance and other matters that are reported on separately by those auditors. The financial statements of: Truckee Meadows Community College Foundation; Western Nevada College Foundation; University of Nevada, Las Vegas Research Foundation; University of Nevada, Las Vegas Rebel Golf Foundation; University of Nevada, Las Vegas, Alumni Association; College of Southern Nevada Foundation; and Nevada State College Foundation were not audited in accordance with *Government Auditing Standards*.

Internal control over financial reporting
In planning and performing our audit of the financial statements, we considered the System's internal control over financial reporting ("internal control") to design audit procedures that are appropriate in the circumstances for the purpose of expressing our opinion on the financial statements, but not for the purpose of expressing an opinion on the effectiveness of internal control. Accordingly, we do not express an opinion on the effectiveness of the System's internal control.

A deficiency in internal control exists when the design or operation of a control does not allow management or employees, in the normal course of performing their assigned functions, to prevent, or detect and correct, misstatements on a timely basis. A material weakness is a deficiency, or a combination of deficiencies, in internal control, such that there is a reasonable possibility that a material misstatement of the System's financial statements will not be prevented, or detected and corrected, on a timely basis. A significant deficiency is a deficiency, or a combination of deficiencies, in internal control that is less severe than a material weakness, yet important enough to merit attention by those charged with governance.

Grant Thornton

Our consideration of internal control was for the limited purpose described in the first paragraph of this section and was not designed to identify all deficiencies in internal control that might be material weaknesses or significant deficiencies and therefore, material weaknesses or significant deficiencies may exist that have not been identified. Given these limitations, during our audit, we did not identify any deficiencies in internal control that we consider to be material weaknesses. However, material weaknesses may exist that have not been identified. We did identify certain deficiencies in internal control, described in the accompanying schedule of findings and questioned costs as items 2018-001 and 2018-002, that we consider to be significant deficiencies in the System's internal control.

Compliance and other matters

As part of obtaining reasonable assurance about whether the System's financial statements are free from material misstatement, we performed tests of its compliance with certain provisions of laws, regulations, contracts, and grant agreements, noncompliance with which could have a direct and material effect on the determination of financial statement amounts. However, providing an opinion on compliance with those provisions was not an objective of our audit, and accordingly, we do not express such an opinion. The results of our tests disclosed no instances of noncompliance or other matters that are required to be reported under *Government Auditing Standards*.

System's response to findings

The System's response to our findings, which is described in the accompanying schedule of findings and questioned costs, was not subjected to the auditing procedures applied in the audit of the financial statements, and accordingly, we express no opinion on the System's response.

Intended purpose

The purpose of this report is solely to describe the scope of our testing of internal control and compliance and the results of that testing, and not to provide an opinion on the effectiveness of the System's internal control or on compliance. This report is an integral part of an audit performed in accordance with *Government Auditing Standards* in considering the System's internal control and compliance. Accordingly, this report is not suitable for any other purpose.

Grant Thornton LLP

Reno, Nevada
November 13, 2018



Report of Independent Certified Public Accountants on Compliance for Each Major Federal Program and on Internal Control Over Compliance Required by the Uniform Guidance

Grant Thornton LLP
10 Almaden Blvd, Suite 800
San Jose, CA 95113

T 408.275.9000
F 408.275.0582
www.GrantThornton.com

Board of Regents
Nevada System of Higher Education

Report on compliance for each major federal program

We have audited the compliance of the Nevada System of Higher Education (the "System") with the types of compliance requirements described in the U.S. Office of Management and Budget's *OMB Compliance Supplement* that could have a direct and material effect on each of its major federal programs for the year ended June 30, 2018. The System's major federal programs are identified in the summary of auditor's results section of the accompanying Schedule of Findings and Questioned Costs.

Our audit of, and opinion on, the System's compliance for each major federal program does not include the operations of Integrated Clinical Services, Inc., a discretely presented component unit, which received federal awards for the year ended June 30, 2018 that are not included in the accompanying Schedule of Findings and Questioned Costs. Integrated Clinical Services, Inc. separately determines their need for an audit of its compliance with the types of compliance requirements described in the *OMB Compliance Supplement*, and engages auditors in those years when they meet the threshold for such an audit.

Our audit of, and opinion on, the System's compliance for the Student Financial Assistance Cluster does not include the compliance requirements governing Federal Perkins Loan Program repayments because the System engaged ECSI to perform these compliance activities, or compliance requirements governing reporting requirements over the Enrollment Reporting Roster File, because the System engaged National Student Clearinghouse to perform these compliance activities. These third-party servicers have obtained a compliance examination from another practitioner for the year ended June 30, 2018 in accordance with the U.S. Department of Education's Audit Guide, *Audits of Federal Student Financial Assistance Programs at Participating Institutions and Institution Servicers*.

Management's responsibility

Management is responsible for compliance with federal statutes, regulations, and the terms and conditions of its federal awards applicable to the System's federal programs.

Grant Thornton LLP
U.S. member firm of Grant Thornton International Ltd

Grant Thornton

Auditor's responsibility

Our responsibility is to express an opinion on compliance for each of the System's major federal programs based on our audit of the types of compliance requirements referred to above. We conducted our audit of compliance in accordance with auditing standards generally accepted in the United States of America; the standards applicable to financial audits contained in *Government Auditing Standards* issued by the Comptroller General of the United States; and the audit requirements of Title 2 U.S. *Code of Federal Regulations* Part 200, *Uniform Administrative Requirements, Cost Principles, and Audit Requirements for Federal Awards* (Uniform Guidance). Those standards and the Uniform Guidance require that we plan and perform the audit to obtain reasonable assurance about whether noncompliance with the types of compliance requirements referred to above that could have a direct and material effect on a major federal program occurred. An audit includes examining, on a test basis, evidence about the System's compliance with those requirements and performing such other procedures as we considered necessary in the circumstances.

We believe that our audit provides a reasonable basis for our opinion on compliance for each major federal program. However, our audit does not provide a legal determination of the System's compliance.

Opinion on each major federal program

In our opinion, the System complied, in all material respects, with the types of compliance requirements referred to above that could have a direct and material effect on each of its major federal programs for the year ended June 30, 2018.

Report on internal control over compliance

Management of the System is responsible for establishing and maintaining effective internal control over compliance with the types of compliance requirements referred to above. In planning and performing our audit of compliance, we considered the System's internal control over compliance; with the types of compliance requirements that could have a direct and material effect on each major federal program to design audit procedures that are appropriate in the circumstances for the purpose of expressing an opinion on compliance for each major federal program and to test and report on internal control over compliance in accordance with the Uniform Guidance, but not for the purpose of expressing an opinion on the effectiveness of internal control over compliance. Accordingly, we do not express an opinion on the effectiveness of the System's internal control over compliance.

As described in our Report on Compliance for Each Major Federal Program above, this Report on Internal Control Over Compliance does not include the results of the other auditor's testing of internal control over compliance that is reported on separately by these auditors.

Grant Thornton

A deficiency in internal control over compliance exists when the design or operation of a control over compliance does not allow management or employees, in the normal course of performing their assigned functions, to prevent, or detect and correct, noncompliance with a type of compliance requirement of a federal program on a timely basis. A material weakness in internal control over compliance is a deficiency, or a combination of deficiencies, in internal control over compliance, such that there is a reasonable possibility that material noncompliance with a type of compliance requirement of a federal program will not be prevented, or detected and corrected, on a timely basis. A significant deficiency in internal control over compliance is a deficiency, or a combination of deficiencies, in internal control over compliance with a type of compliance requirement of a federal program that is less severe than a material weakness in internal control over compliance, yet important enough to merit attention by those charged with governance.

Our consideration of internal control over compliance was for the limited purpose described in the first paragraph of this section and was not designed to identify all deficiencies in internal control over compliance that might be material weaknesses or significant deficiencies and therefore, material weaknesses or significant deficiencies may exist that have not been identified. We did not identify any deficiencies in internal control over compliance that we consider to be material weaknesses. However, we identified certain deficiencies in internal control over compliance, described in the accompanying Schedule of Findings and Questioned costs as items 2018-003, 2018-004, 2018-005, 2018-006, 2018-007, 2018-008, 2018-009 and 2018-010 that we consider to be significant deficiencies in the System's internal control over compliance.

The System's response to the findings on internal control over compliance identified in our audit, which is described in the accompanying Schedule of Findings and Questioned Costs and Corrective Action Plan, was not subjected to the auditing procedures applied in the audit of compliance, and accordingly, we express no opinion on the System's responses.

The purpose of this Report on Internal Control Over Compliance is solely to describe the scope of our testing of internal control over compliance and the results of that testing based on the requirements of the Uniform Guidance. Accordingly, this report is not suitable for any other purpose.

Grant Thornton LLP

San Jose, California
December 14, 2018

Nevada System of Higher Education

SCHEDULE OF FINDINGS AND QUESTIONED COSTS

Year ended June 30, 2018

SECTION I — SUMMARY OF INDEPENDENT ACCOUNTANTS' RESULTS

Financial Statements

Type of independent accountants' report issued: ..... unmodified

Internal control over financial reporting:

- Material weakness identified? ..... none reported
- Significant deficiencies identified that are not considered to be material weaknesses? ..... yes

Noncompliance material to financial statements noted? ..... none reported

Federal Awards

Internal control over major programs:

- Material weakness identified? ..... none reported
- Significant deficiency identified that are not considered to be material weaknesses? ..... yes

Type of independent accountants' report issued on compliance for major programs……unmodified

Any audit findings that are required to be disclosed under 2 CFR 200.516(a)? ..... yes

Identification of major programs:

Student Financial Assistance Cluster (CFDA 84.007, 84.033, 84.038, 84.063, 84.268, 84.379, 93.342 and 93.364)
Research and Development Cluster (many CFDAs)
Adult Education (CFDA 84.002)
Trade Adjustment Assistance Community College and Career Training (TAACCCT) (CFDA 17.282)
Gaining Early Awareness and Readiness for Undergraduate Programs (GEARUP) (CFDA 84.334)

Dollar threshold used to distinguish between type A and type B programs: $3,000,000

Auditee qualified as low-risk auditee? ..... No

Nevada System of Higher Education

SCHEDULE OF FINDINGS AND QUESTIONED COSTS

Year ended June 30, 2018

SECTION II - FINANCIAL STATEMENT FINDINGS AND QUESTIONED COSTS

FINDING 2018-001 Workday and the New Year-End Close Process

Criteria
Internal control environments which are operating optimally, provide for a timely and complete year-end close.

Condition:
The Nevada System of Higher Education ("System") presents a combined financial statement of the eight institutions and System Administration, which make up the reporting organization. The financial statements also include the 18 system- related organizations as aggregate discretely presented component units. System Administration combines the financial information of each institution and the system-related organizations to prepare this financial statement. In fiscal 2018, the institutions and System Administration did not meet planned timelines for the year-end close or the preparation of that financial statement. Closing journal entries continued to take place through the end of October when in prior years, the typical close date was mid-September. This, in turn, delayed completion of the financial statement and, ultimately, the year-end audit process by approximately two weeks. Further, initial drafts of the combined financial statement contained errors and omissions. While delays due to the ERP implementation issues and the first year close in the ERP system were to be expected, the timing of key close processes and reviews exacerbated the delays and the initial errors and omissions. These errors and omissions were ultimately resolved and no material financial statement misstatements occurred in the final version.

Context
In order the facilitate the needs of the Board of Regents as well as the State of Nevada who combine this financial statement into their own, the System's financial reporting package had historically been completed, audited and published by the end of October. Fiscal 2018 represented the System's first year-end close in Workday, the System's new financial management system. The entire process from close, to financial statement preparation and audit was delayed as the System navigated through this new process.

Cause
The System has completed its first year- end close under Workday and was met with unanticipated delays in the current year due partly to learning the new process as well as not having a protocol for finalizing closing journal entries and other timing considerations. This led to closing entries being posted significantly after year-end which required changes to the in-process combined financial statement several times. This, in turn, delayed the combined financial statement being submitted for audit.

Effect
The delay in the close at each institution led to transactions being recorded significantly after year-end, which caused the financial statement preparation to be delayed. Ultimately, the final published financial statement was issued two weeks later than usual.

Recommendation
The System should ensure that a new process and schedule is put in place to facilitate a timely close in the new Workday environment.

Views of Responsible Officials (unaudited)
Management concurs.

Nevada System of Higher Education

SCHEDULE OF FINDINGS AND QUESTIONED COSTS

Year ended June 30, 2018

FINDING 2018-002 Accuracy of the Schedule of Expenditures of Federal Awards

Criteria
2 CFR 200.510 (b) states that "The auditee must also prepare a schedule of expenditures of Federal awards for the period covered by the auditee's financial statements which must include the total Federal awards expended as determined in accordance with 2 CFR 200.502."

Condition:
The System presents a Schedule of Expenditures of Federal Awards ("SEFA") as a supplemental schedule in its annual financial reporting package. The SEFA is a subset of the System's annual expenditures representing the fiscal year 2018 expenditure of federal grants and contracts of approximately $575 million. In addition to being a part of the financial reporting package, the SEFA serves as the primary basis for the auditor's selection of major programs to test in the annual Uniform Guidance audit. Therefore, appropriate major program determination by the auditor is dependent on the completeness and accuracy of the information in the SEFA. When submitted for audit, the SEFA was inaccurate as it was duplicated certain expenditures at two institutions when a grant which was originally received by one institution was transferred to another NSHE institution, and thereby, recorded twice. Further, the classification grants in the Research and Development Cluster was incorrect, which caused the cluster to be overstated by approximately $20 million. Further, the SEFA did not agree to the federal award expenditure data submitted by each of the System's eight institutions including System Administration.

Context
The System's SEFA was not accurately prepared and needed a number of corrections before it was fairly stated.

Cause
The SEFA is prepared at the System level using data provided by each institution without a detailed supervisory review performed by each institution to verify the accuracy of the information being reported. Information prepared at the institution level was also not properly compiled at the System level to ensure proper classification on the SEFA of federal award amounts.

Effect
The initial SEFA prepared by the System was inaccurate.

Recommendation
The System should ensure that a process is in place for the proper preparation and supervisory review of the SEFA in order to verify the accuracy of the data reported.

Views of Responsible Officials (unaudited)
Management concurs.

Nevada System of Higher Education

SCHEDULE OF FINDINGS AND QUESTIONED COSTS

Year ended June 30, 2018

SECTION III - FEDERAL AWARD FINDINGS AND QUESTIONED COSTS

STUDENT FINANCIAL ASSISTANCE CLUSTER FINDINGS

FINDING 2018-003 - Internal Control over Compliance (Repeat Finding 2017-002, 2015-002, 2014-008)

Federal Programs
Department of Education and Department of Health and Human Services
Student Financial Assistance Cluster
Award year ended June 30, 2018

Criteria
2 CFR 200.303(a) requires that non-Federal entities receiving Federal awards establish and maintain effective internal control over the Federal award to provide reasonable assurance that they are managing the Federal award in compliance with Federal statutes, regulations, and the terms and conditions of the Federal award.

Condition
At the University of Nevada, Reno ("UNR") and the University of Nevada, Las Vegas ("UNLV"), we noted deficiencies in security administration related to the information technology general controls ("ITGCs") in the PeopleSoft application. Specifically, controls were lacking around restriction of access and segregation of duties as it relates to the PeopleSoft application over the student financial assistance program.

Context
During our testing of the ITGCs in the PeopleSoft application, we noted the following segregation of duties issues: (1) At UNLV, one user has administrative access to both the Development and Production PeopleSoft environments and has the responsibility of approving access to the system; (2) At UNLV, six users have both PeopleSoft Administrator rights within the Production and Development environment; (3) At UNLV, five users have both PeopleSoft PeopleTool administrator rights within the Production and Development environment which allows them to modify PS objects and perform change management duties; (4) At UNR, one user has administrator access within the Production environment to perform security administrative duties, and PeopleTool AppDesigner Portal administrator access and PeopleTool Migrator rights to develop and migrate changes within the PeopleSoft system. In addition, the user has direct admin access to modify Oracle Database system; (5) At UNR, two contracted users have PeopleSoft Administrator access and PeopleTool rights within the development and production environments, as well as AppDesigner Portal administrator access; (6) At UNR, one user has PeopleSoft Administrator and PeopleTool migrator rights within the development and production environment, as well as AppDesigner Portal Administrator access. The deficiencies in security administration controls could impact compliance requirements related to determining eligibility, disbursements, return of Title IV funds and verification.

Questioned Costs
$0

Effect
Student data within the PeopleSoft application may be affected by users having conflicting roles or access levels, and accountability may not be established. Student data may be affected by unauthorized, inappropriate, or untested changes to the system. This could impact eligibility, disbursements, return of Title IV funds and verification.

Nevada System of Higher Education

SCHEDULE OF FINDINGS AND QUESTIONED COSTS

Year ended June 30, 2018

FINDING 2018-003 - Internal Control over Compliance (Repeat Finding 2017-002, 2015-002, 2014-008) - Continued

Cause
The issues identified are part of the lack of effective ITGCs in the PeopleSoft application.

Recommendation
Management should segregate duties and remove program's access to the Development and Production environments or implement a formal review process over the activities performed by those responsible for program maintenance on a periodic basis.

Views of Responsible Officials
Management concurs.

FINDING 2018-004 - Verification and Updating of Student Aid Application Information (Repeat finding 2017-003, 2016-001, 2015-003, 2014-010)

Federal Programs
Department of Education
Student Financial Assistance Cluster
Award year ended June 30, 2018

Criteria
34 CFR 668.59(a) requires that for the subsidized student financial assistance programs, if an applicant's Free Application for Federal Student Aid (FAFSA) information changes as a result of verification, the applicant or the institution must report to the Secretary any changes to- (1) A non-dollar value item; or (2) A single dollar item of $25 or more. Further, 34 CFR 668.57(d) requires that if an applicant is selected to verify other information specified in the annual Federal Register notice, the applicant must provide the documentation specified for that information in the Federal Register notice.

Condition
UNLV, UNR, Nevada State College ("NSC"), the College of Southern Nevada ("CSN") and Western Nevada College ("WNC") did not properly and consistently update FAFSA information as a result of the verification process.

UNLV and WNC did not properly maintain documentation to support updates made to FAFSA information as a result of the verification process.

Context
For four of the one hundred and twenty students tested at UNLV, UNLV did not properly calculate or update FAFSA information required to be verified. For the first and second instance, a correction was made incorrectly to the US tax paid. For the third instance, proper documentation was not obtained for a correction to education credits. For the fourth instance, a correction was made to the parent tax deferred pension incorrectly.

For one of ninety students tested, UNR improperly corrected the student's U.S. tax paid. The amount was originally input correctly, then changed to an incorrect calculation.

For two of the one hundred and twenty students tested at NSC, the Institution did not properly update FAFSA information required to be verified. For the first student, business losses were improperly included in Student Income. For the second student, grants/scholarships were improperly subtracted by from total parent income.

Nevada System of Higher Education

SCHEDULE OF FINDINGS AND QUESTIONED COSTS

Year ended June 30, 2018

FINDING 2018-004 - Verification and Updating of Student Aid Application Information (Repeat finding 2017-003, 2016-001, 2015-003, 2014-010) - Continued

For one out of ninety students tested at CSN, CSN did not properly update FAFSA information required to be verified. For one instance, education credits were not updated to reflect the information submitted for verification.

For two of sixty students tested at WNC, WNC did not properly update FAFSA information required to be verified. For the first instance, social security income was included in the EFC calculation for other untaxed income. For the second instance, the 2016 tax return was incorrectly used instead of the 2015 tax return. For one of the sixty students tested at WNC, documentation to education credits was not maintained to reflect the information required for verification. For two of sixty students tested at WNC, verification was performed by a temporary employee, resulting in errors in the process.

Questioned Costs
UNLV - $0
UNR - $0
NSC - $0
CSN - $350
WNC - $320

Effect
UNLV, UNR, NSC, CSN and WNC are not in compliance with federal regulations related to items required for verification.

Cause
Instances noted at UNLV, UNR, NSC, CSN and WNC were due to oversight by personnel performing verification procedures.

Recommendation
We recommend that UNLV, UNR, NSC, CSN and WNC enhance internal controls to ensure updating of student aid application information is accurate, implement training to ensure verification is being performed accurately and evaluate the existence of these issues of non-compliance in the remaining population and remediate as necessary.

Views of Responsible Officials
Management concurs.

Nevada System of Higher Education

SCHEDULE OF FINDINGS AND QUESTIONED COSTS

Year ended June 30, 2018

FINDING 2018-005 - Special Tests and Provisions: Return of Title IV funds for withdrawn students (Repeat finding 2017-004, 2016-003, 2015-004, 2014-011)

Federal Programs
Department of Education
Student Financial Assistance Cluster
Award year ended June 30, 2018

Criteria
Pursuant to the 34 CFR 668.22(j)(2), an institution is required to determine the withdrawal date for a student who withdraws without providing notification to the institution no later than 30 days after the end of the earlier of the (1) payment period or period of enrollment, (2) academic year in which the student withdrew, or (3) educational program from which the student withdrew to allow for the timely calculation and return of Title IV funds as required. Pursuant to the 34CFR 668.22(e) an institution is required to calculate the amount of title IV assistance earned by the student once the institution has determined the withdrawal date in accordance with the 34CFR 668.22(j), and pursuant to the 34CFR 668.22(g), an institution is required to calculate and return unearned aid in the order as required: the lesser of the total amount of unearned Title IV assistance to be returned as calculated under 34CFR 668.22(e)(4); or an amount equal to the total institutional charges incurred by the student for the payment period or period of enrollment multiplied by the percentage of Title IV grant or loan assistance that has not been earned by the student, as described in 34CFR 668.22(e)(3). Pursuant to the 34 CFR 690.83(b)(2) an institution shall submit, in accordance with deadline dates established by the U.S. Department of Education (Secretary), through publication in the Federal Register, other reports and information the Secretary requires and shall comply with the procedures the Secretary finds necessary to ensure that the reports are correct. Pursuant to 34 CFR 668.22(j)(1), an institution must return the amount of Title IV funds for which it is responsible as soon, but no later than 45 days, after the date of the institution's determination that the student withdrew.

Condition
During our testing at CSN, NSC, WNC and Truckee Meadows Community College ("TMCC"), we identified instances where the Institutions did not complete the return of Title IV funds as calculated within the 45 day requirement as noted in the Federal Regulations and where the amount to return was not calculated correctly in accordance with Federal Regulations.

Context
For six out of sixty students at CSN, the calculation the midpoint method to determine a withdrawal date was incorrect, and therefore the calculation for the return of Title IV funds on the student's "Return of Title IV" form was incorrect. For one student out of sixty selected for testing at CSN, the date the institution returned the reported amount as calculated exceeded the required 45 day timeframe.

While testing for completeness of the R2T4 population at NSC, we noted that for one student the determination that a R2T4 was necessary was not determined within the 30-day requirement period. We noted that this student was not included in the population and was the only student excluded.

For one out of ninety students at WNC, the calculation of days used within the return of Title IV funds calculation was incorrect, and therefore the calculation for the return of Title IV funds on the student's "Return of Title IV" form was incorrect.

Nevada System of Higher Education

SCHEDULE OF FINDINGS AND QUESTIONED COSTS

Year ended June 30, 2018

FINDING 2018-005 - Special Tests and Provisions: Return of Title IV funds for withdrawn students (Repeat finding 2017-004, 2016-003, 2015-004, 2014-011) - Continued

For one out of one hundred and twenty students tested at TMCC, the original return calculation was incorrect and subsequently remediated by the quality control review, however, the date the institution returned and reported the amount as calculated exceeded the required 45 day timeframe. For one out of one hundred and twenty students tested at TMCC the percentage of aid earned was calculated incorrectly resulting in the incorrect amount of funds returned to COD.

Questioned Costs
CSN - $47
NSC - $0
WNC - $39
TMCC - $411

Effect
At CSN, NSC, WNC and TMCC, the return of Title IV funds as calculated and applied to the individual student's account at each Institution was not reported to Common Origination and Disbursement ("COD") timely and accurately.

Cause
At CSN, NSC, WNC and TMCC the funds not being timely returned and reported to COD as calculated was due to oversight by personnel performing the return calculation.

At TMCC, the incorrect calculation, reporting, and return of funds was corrected during quality control review, however, the funds were not timely returned and reported to COD within the required timeframe.

Recommendation
We recommend that CSN, NSC, WNC and TMCC enhance internal controls to improve the accuracy of reporting to COD.

We recommend that TMCC enhance internal controls and the return of title four funds process to ensure that it is sufficient to timely determine the accuracy of reporting to COD.

Views of Responsible Officials
Management concurs.

Nevada System of Higher Education

SCHEDULE OF FINDINGS AND QUESTIONED COSTS

Year ended June 30, 2018

FINDING 2018-006 - Special Tests and Provisions and Reporting: Loan and Pell Disbursements are not Submitted Timely to the Direct Loan Servicing System ("DLSS") or the Department of Education via the Common Origination and Disbursement ("COD") (Repeat finding 2017-006)

Federal Programs
Department of Education
Student Financial Assistance Cluster
Award year ended June 30, 2018

Criteria
34 CFR 685.301(a)(2) states that a school must provide to the Secretary borrower information that includes but is not limited to: (i) the borrower's eligibility for a loan, as determined in accordance 34 CFR 685.200 and 203; (ii) the student's loan amount; and (iii) the anticipated and actual disbursement date or dates and disbursement amounts of the loan proceeds, as determined in accordance with 34 CFR 685.303(d). Per 34 CFR 685.301(c), the Secretary accepts a student's payment data that is submitted in accordance with procedures established through publication in the Federal Register, and that contains information the Secretary considers to be accurate in light of other available information including that previously provided by the student and the institution, as approved by the Office of Management and Budget ("OMB") under control number 1845-0021. OMB No. 1845-0021 requires that Institutions report all loan disbursements and submit required records to the Direct Loan Servicing System ("DLSS") via Common Origination and Disbursement ("COD") within 15 days of disbursement.

34 CFR 690.83 (b)(1) states that a school shall report to the Secretary any change in the amount of a Pell grant for which a student qualifies including any related Payment Data changes by submitting to the Secretary the student's Payment Data that discloses the basis and result of the change in award for each student. The institution shall submit the student's Payment Data reporting any change to the Secretary by the reporting deadlines published by the Secretary in the Federal Register. OMB No. 1845-0039 requires that Institutions report all loan disbursements and submit Pell Payment Data to the Department of Education via Common Origination and Disbursement ("COD") within 15 days of disbursement

Condition
During our testing at WNC, CSN, NSC and TMCC, we identified instances where the Institutions did not report distributions of funds to the Direct Loan Servicing System (DLSS) via COD or report Pell payment data to the Department of Education via COD within 15 days.

Context
For two out of sixty students selected for testing at WNC, the Institution did not report disbursement of direct loan funds to COD within the required timeframe. In addition, for five out of one hundred twenty students selected for testing at WNC, the Institution did not report disbursement of Pell payment data to COD within the required timeframe.

For three out of ninety students selected for testing at CSN, the Institution did not report disbursement of Pell payment data to COD within the required timeframe.

For one out of ninety students selected for testing at NSC, the Institution did not report disbursement of Pell payment data to COD within the required timeframe.

Nevada System of Higher Education

SCHEDULE OF FINDINGS AND QUESTIONED COSTS

Year ended June 30, 2018

FINDING 2018-006 - Special Tests and Provisions and Reporting: Loan and Pell Disbursements are not Submitted Timely to the Direct Loan Servicing System ("DLSS") or the Department of Education via the Common Origination and Disbursement ("COD") (Repeat finding 2017-006) - Continued

For one out of ninety students selected for testing at TMCC, the Institution did not report disbursement of Pell payment data to COD within the required timeframe.

Questioned Costs
WNC - $0
CSN - $0
NSC - $0
TMCC - $0

Effect
WNC, CSN, NSC and TMCC are not in compliance with federal regulations related to submitting required records to DLSS or Department of Education via COD within 15 days.

Cause
For the four Institutions, all instances related to certain disbursements which were not reported within 15 days due to an error in the original upload that was intended to be completed within the required timeframe.

Recommendation
We recommend that WNC, CSN, NSC and TMCC enhance internal controls to improve the accuracy of reporting to the COD reporting system. Management should evaluate the existence of this issue of non-compliance in the remaining population and ensure queries within Peoplesoft are adequate to meet the federal requirements.

Views of Responsible Officials
Management concurs.

Nevada System of Higher Education

SCHEDULE OF FINDINGS AND QUESTIONED COSTS

Year ended June 30, 2018

FINDING 2018-007 – Special Tests and Provisions: Disbursements To or On Behalf of Students (Repeat Finding 2016-004, 2015-009)

Federal Programs
Department of Education
Student Financial Assistance Cluster
Award year ended June 30, 2018

Criteria
Pursuant to 34 CFR 668.164(l)(1) and (3) on returning funds, notwithstanding any State law (such as a law that allows funds to escheat to the State), an institution must return to the Secretary any Title IV, HEA program funds, except FWS program funds, that it attempts to disburse directly to a student or parent that are not received by the student or parent. For FWS program funds, the institution is required to return only the Federal portion of the payroll disbursement. (3) If a check sent to a student or parent is not returned to the institution but is not cashed, the institution must return the funds to the Secretary no later than 240 days after the date it issued the check.

Condition
We noted UNLV did not properly cancel outstanding checks and return funds to the Department of Education within the 240 day requirement.

Context
For one student at UNLV included on the stale-dated check listing, their check had not been cancelled and the funds had not been returned, as required.

Questioned Costs
UNLV - $6,077

Effect
UNLV did not consistently comply with the specific requirements of Federal Regulations with respect to the return of student funds.

Cause
For UNLV, the return of student funds did not occur within the required period due to oversight of responsible personnel.

Recommendation
We recommend that the UNLV enhance controls to ensure the required monitoring and return of student funds occurs within the required period.

Views of Responsible Officials
Management concurs.

Nevada System of Higher Education

SCHEDULE OF FINDINGS AND QUESTIONED COSTS

Year ended June 30, 2018

FINDING 2018-008 – Special Tests and Provisions: Enrollment Reporting (Repeat finding 2016-002, 2015-006, 2014-012)

Federal Programs
Department of Education
Student Financial Assistance Cluster (Federal Direct Student Loans, CFDA 84.268)
Award year ended June 30, 2018

Criteria
Pursuant to 34 CFR 685.309(b), upon receipt of a student status confirmation report from the Secretary, an institution must complete and return that report to the Secretary within 30 days of receipt; and unless it expects to submit its next student status confirmation report to the Secretary within the next 60 days, notify the Secretary within 30 days if it discovers that a Direct Subsidized, Direct Unsubsidized, or Direct PLUS Loan has been made to or on behalf of a student who:

(i) Enrolled at that school but has ceased to be enrolled on at least a half-time basis;
(ii) Has been accepted for enrollment at that school but failed to enroll on at least a half-time basis for the period which the loan was intended; or has changed his or her permanent address.

Condition
We noted CSN and NSC, did not report student status changes to the National Student Loan Data System ("NSLDS") within 30 days, or within 60 days when it expected to submit its next student status confirmation report within that time period, of the change as required by the regulations.

Context
For eleven of sixty students tested at CSN, the students' changed enrollment status was not reported to NSLDS within the 30 day or 60 day requirements noted above. Specifically, each student's graduated status was not properly uploaded to NSLDS.

For six of sixty students tested at NSC, the students' changed enrollment status was not reported to NSLDS within the 30 day or 60 day requirements noted above. For four of these students, each student's graduated status was not properly uploaded to NSLDS. For one of these students, NSC did not report a status change within the time requirement. For one student, PeopleSoft showed the student as graduated while NSLDS showed the student as graduated. This was due to the student having multiple degrees and the error was not reconciled.

Questioned Costs
CSN - $0
NSC- $0

Effect
CSN and NSC do not comply with the specific requirements of Federal Regulations with respect to student status communications to the Secretary.

Nevada System of Higher Education

SCHEDULE OF FINDINGS AND QUESTIONED COSTS

Year ended June 30, 2018

FINDING 2018-008 – Special Tests and Provisions: Enrollment Reporting (Repeat finding 2016-002, 2015-006, 2014-012) - Continued

Cause
Exceptions noted at CSN and NSC were due to oversight by personnel performing enrollment reporting procedures and improper review of population uploads to NSLDS.

Recommendation
We recommend that CSN and NSC develop policies and procedures to ensure student status changes are uploaded timely and correctly to NSLDS. Additionally, we recommend that the Institutions review the remaining population of students and as well as student classifications to ensure that all are being properly reported.

Views of Responsible Officials
Management concurs.

FINDING 2018-009 – Allowable Costs & Cash Management

Federal Programs
Research & Development Cluster (CFDA 93.173)
Award year ended June 30, 2018

Criteria
2 CFR 200 Appendix III "provides criteria for identifying and computing indirect (or indirect (F&A) rates at institutions. Indirect (F&A) costs are those that are incurred for common or joint objectives and therefore cannot be identified readily and specifically with a particular sponsored project." The Appendix also authorizes the use of approved rates in determining the indirect (F&A) costs applicable under research agreements with education institutions.

Condition
We noted UNR incorrectly charged indirect (F&A) expenditures greater than the allowable rate approved by the awarding agency.

Context
For 1 of 60 grants selected for testing at UNR, the Institution charged the Federal award a higher indirect rate than allowed through Fiscal Year 2018. In Fiscal Year 2019, UNR corrected the total indirect rate charged to the grant.

Questioned Costs
$3,414

Effect
UNR did not comply with the specific requirements of Federal Regulations with respect to charging to the Federal award only allowable costs incurred as it relates to the approved rate for indirect (F&A) rates.

Nevada System of Higher Education

SCHEDULE OF FINDINGS AND QUESTIONED COSTS

Year ended June 30, 2018

FINDING 2018-009 – Allowable Costs & Cash Management - Continued

Cause
The exception noted at UNR was a by-product of the implementation of Workday in the current year, which caused certain expenses to be classified incorrectly, and therefore the indirect (F&A) calculation and ultimate cash drawdown to be incorrect.

Recommendation
We recommend that UNR perform a timely review of all expenditures recorded to Federal-award accounts as indirect (F&A) expenditures to ensure that these amounts are being calculated correctly in accordance with the approved rate. We recommend UNR review remaining grants to ensure that the indirect (F&A) rate being charged is correct. If any additional grants are identified with errors, UNR should also adjust their current cash reimbursement to ensure that in total indirect costs charged to the grant are correct.

Views of Responsible Officials

Management concurs.

Nevada System of Higher Education

SCHEDULE OF FINDINGS AND QUESTIONED COSTS

Year ended June 30, 2018

FINDING 2018-010 – Period of Performance

Federal Programs
Research and Development Clusters (CFDA's 15.805, 43.000, 48.008 and 84.367)
Award year ending June 30, 2018

Criteria or Specific Requirement
2 CFR 200.77 defines period of performance as "the time during which the non-Federal entity may incur new obligations to carry out the work authorized under the Federal award. The Federal awarding agency or pass-through entity must include start and end dates of the period of performance in the Federal award." Pursuant to 2 CFR 200.309, "a non-Federal entity may charge to the Federal award only allowable costs incurred during the period of performance and any costs incurred before the Federal awarding agency or pass-through entity made the Federal award that were authorized by the Federal awarding agency or pass-through entity.

Condition
We noted UNLV incorrectly recorded payroll transactions in Federal expenditure accounts that were incurred after the grant's period of performance.

Context
For 7 of 120 expenditures selected for testing at UNLV, the Institution incorrectly recorded in the University's financial system payroll transactions that were incurred after the end of the respective federal award's end date.

Questioned Cost
$7,773

Effect
UNLV did not comply with the specific requirements of Federal Regulations with respect to charging to the Federal award only allowable costs incurred during the period of performance.

Cause
Exceptions noted at UNLV were due to the untimely review and reconciliation of the Federal award expenditure accounts to ensure that they were properly reclassified to non-Federal accounts.

Recommendation
We recommend that UNLV perform a timely review of all expenditures recorded to Federal-award accounts to ensure that they are within the period of performance. When expenditures are noted that are not within the period of performance, they should be properly reclassified to non-Federal accounts. We also recommend that UNLV assess the extent of similar transactions in the Research and Development Cluster being recorded outside the period of performance.

Views of Responsible Officials
Management concurs.

Nevada System of Higher Education
www.nevada.edu

System Administration
4300 S. Maryland Parkway
Las Vegas, Nevada 89119
(702) 889-8426
Fax: (702) 889-8495

System Administration
2601 Enterprise Road
Reno, NV 89512
(775) 784-4958
Fax: (775) 327-5049

RESPONSES TO FEDERAL AWARD FINDINGS AND QUESTIONED COSTS

Year Ended June 30, 2018

SECTION II – FINANCIAL STATEMENT FINDINGS AND QUESTIONED COSTS

FINDING 2018-001 – Workday and the New Year-end Close Process

System Administration Response

Detailed corrective action taken, including what will be done to avoid the identified issues in the future, and when these measures will be in place:
System Administration staff fully concurs with this finding and recommendations. The System Office has already started to work with the Institutions and their Budget and Controller's office to establish close schedules and calendars as well as protocols to ensure transactions are not being recorded after established deadlines.

How compliance and performance will be measured and documented for future audit, management and performance review:
The new close and consolidation calendar will be in place prior to the next fiscal year end close. This will enable the close and consolidation as well as the combined financial statements to be presented more timely with fewer revisions post due date.

Who will be responsible and may be held accountable in the future if repeat or similar observations are noted:
The System Controller along with the other finance teams at the institutions will be responsible for ensuring the Close Process is timely and accurate in the future.

FINDING 2018-002 – Accuracy of the Schedule of Expenditures of Federal Awards

System Administration Response

Detailed corrective action taken, including what will be done to avoid the identified issues in the future, and when these measures will be in place:
The System Administration office fully concurs with this finding and the recommendation. We are currently identifying a new support model for the Schedule of Expenditures process for next year which will be put in place prior to the next fiscal year end audit procedures commence in this space.

How compliance and performance will be measured and documented for future audit, management and performance review:
We will have the support model in place prior to the commencement of audit procedures for FY19.

Who will be responsible and may be held accountable in the future if repeat or similar observations are noted:
The System Controller will be primarily responsible for ensuring the timely and accurate reporting in the Schedule of Expenditures of Federal Awards.

Nevada System of Higher Education
www.nevada.edu

System Administration
4300 S. Maryland Parkway
Las Vegas, Nevada 89119
(702) 889-8426
Fax: (702) 889-8495

System Administration
2601 Enterprise Road
Reno, NV 89512
(775) 784-4958
Fax: (775) 327-5049

SECTION III - FEDERAL AWARD FINDINGS AND QUESTIONED COSTS

STUDENT FINANCIAL ASSISTANCE CLUSTER FINDINGS

FINDING 2018-003 - Internal Control over Compliance (Repeat Finding 2017-002, 2015-002, 2014-008)

UNR Response

Detailed corrective action taken, including what will be done to avoid the identified issues in the future, and when these measures will be in place:

UNR PeopleSoft staff have a strong commitment to data integrity, security, and controls as it relates to the PeopleSoft application, and UNR's compliance with requirements related to determining eligibility, disbursements, return of Title IV funds and verification have not been negatively impacted by the issues noted. Due to the limited size of our staff, the PeopleSoft Administrator role will continue to be necessary for certain positions in order for them to accomplish their duties in the various environments. Actions taken to address the issues are included below, with numbers corresponding to those included in the Context section of the finding:

(4) On August 30, 2018, the PeopleSoft Administrator role and the Migrator role was removed from the user who has Administrative access to the Oracle Database system. On September 27, 2018, we initiated the removal of Portal Administrator role from the user. Access to PeopleTools AppDesigner will continue to be necessary for this user to allow her to perform her duties as a Database Administrator supporting the architecture of the PeopleSoft system.

(5) There is currently only one third-party contractor, retained to temporarily assist with the PeopleSoft Administrator's tasks. On September 28, 2018, we removed the Portal Administrator role from this user. The PeopleSoft Administrator role and PeopleTools AppDesigner access will continue to be necessary for the user until approximately the end of June of 2019.

(6) On September 13, 2018, in a test environment we removed the Portal Administrator and the PeopleTools Migrator roles from the PeopleSoft Administrator who has the PeopleSoft Administrator role and the Migrator rights. We plan to implement this change in the production environment if this does not affect the user's ability to perform his work duties. The PeopleSoft Administrator role and PeopleTools AppDesigner access will continue to be necessary for this user to perform his duties.

UNR has evaluated controls over segregation of duties and has implemented mitigating controls. Mitigating control activities are performed by the Security Application Coordinator, and include notifications to the Deputy CIO, CISO, and the PeopleSoft Manager when the PeopleSoft Administrator role is added for an individual user. Additional monitoring is accomplished via a periodic audit that is performed against the role, which is submitted to the Deputy CIO and the University Registrar for review and approval.

Nevada System of Higher Education
www.nevada.edu

System Administration
4300 S. Maryland Parkway
Las Vegas, Nevada 89119
(702) 889-8426
Fax: (702) 889-8495

System Administration
2601 Enterprise Road
Reno, NV 89512
(775) 784-4958
Fax: (775) 327-5049

How compliance and performance will be measured and documented for future audit, management and performance review:
Assigned access roles can be viewed in system for future audits. Approval of the periodic audits will be documented.

Who will be responsible and may be held accountable in the future if repeat or similar observations are noted:
The PeopleSoft Manager and the University Registrar will be responsible for approving new administrative access, and the Security Administrator will be responsible for maintaining documentation of changes. In the future, the PeopleSoft Manager will be responsible for compliance with these requirements.

UNLV Response
Detailed corrective action taken, including what will be done to avoid the identified issues in the future, and when these measures will be in place:
UNLV agrees with the finding.

UNLV understands the importance of adequate segregation of duties within the PeopleSoft environments and applications. The positions that are the subject of the finding are the PeopleSoft Administrators who are responsible for installation, configuration, upgrades and troubleshooting all the application environments and Database Administrators are responsible for installation, configuration, upgrade and troubleshooting for the services associated with the all the database environments.

The PeopleSoft and Database Administrators are not programmers/developers and their access to the environments is needed to support the application within the scope of their job duties.

UNLV will continue to review access requirements for the PeopleSoft and Database Administrators. Frequency to be increased from annual to Fall and Spring terms. Additionally, UNLV will research control methods that will address segregation of duties while providing appropriate service and support.

How compliance and performance will be measured and documented for future audit, management and performance review:
UNLV will review the access needs each Fall and Spring term to determine if the current levels of access for the PeopleSoft and Database Administrators are still required. Additionally, UNLV will be researching the possibility of enhancing current security tools to allow temporarily granting elevated privileges for the PeopleSoft and Database Administrators in a timely and accountable manner.

Who will be responsible and may be held accountable in the future if repeat or similar observations are noted:
The Associate Director of Enterprise Applications will be responsible for reviewing the access needs for the PeopleSoft and Database Administrators. The Associate Director will complete periodic reviews and is also accountable if repeat or similar observations are noted.

Nevada System of Higher Education
www.nevada.edu

System Administration
4300 S. Maryland Parkway
Las Vegas, Nevada 89119
(702) 889-8426
Fax: (702) 889-8495

System Administration
2601 Enterprise Road
Reno, NV 89512
(775) 784-4958
Fax: (775) 327-5049

FINDING 2018-004 - Verification and Updating of Student Aid Application Information (Repeat finding 2017-003, 2016-001, 2015-003, 2014-010)

UNLV Response

Detailed corrective action taken, including what will be done to avoid the identified issues in the future, and when these measures will be in place:

UNLV agrees with this finding. UNLV has internal controls in place intended to prevent errors within the highly complex and labor intensive verification process. Existing internal controls include a secondary review of verification adjustments on a sampling basis. Our review and sampling procedures are designed to be focused on areas and variables that prevent over or under awards from occurring and the four errors noted in this sample did not result in over/under awards.

Although the department's procedures are very effective at preventing most errors, the manual nature of the verification process, together with the very complex nature of certain tax matters, is such that some errors may still go undetected. Examples of such items that are more complex include the two errors noted involving a tax credit and deferred pension adjustment. Nonetheless, the office will work to increase the number of verifications that are selected for secondary review on a weekly basis, but remaining focused on items aimed at preventing an over/under award from occurring.

How compliance and performance will be measured and documented for future audit, management and performance review:

Compliance and performance is already measured through random sampling, consistent training and unit meetings.

Who will be responsible and may be held accountable in the future if repeat or similar observations are noted:

The Associate and Assistant Directors of Processing are accountable if repeat or similar observations are noted.

UNR Response

Detailed corrective action taken, including what will be done to avoid the identified issues in the future, and when these measures will be in place:

The exception noted did not result in an EFC change. The verification team has received additional training on tax transcript review. UNR has a system in place where a secondary review of all verification files is performed and has added a requirement for an additional review and approval for changes that are made based on the secondary review.

How compliance and performance will be measured and documented for future audit, management and performance review:

Approvals will be documented. Compliance and performance standards are included in our Policies and Procedures manual, and the verification processes are updated annually based on new federal regulations for the awarding year.

Nevada System of Higher Education
www.nevada.edu

System Administration
4300 S. Maryland Parkway
Las Vegas, Nevada 89119
(702) 889-8426
Fax: (702) 889-8495

System Administration
2601 Enterprise Road
Reno, NV 89512
(775) 784-4958
Fax: (775) 327-5049

Who will be responsible and may be held accountable in the future if repeat or similar observations are noted:
The Director of Financial Aid & Scholarships provides oversight of verification processes and is accountable for compliance in this area.

NSC Response

Detailed corrective action taken, including what will be done to avoid the identified issues in the future, and when these measures will be in place:
Beginning with the 2018/2019 award year, NSC has outsourced its FAFSA verification processing to Inceptia, a division of NSLP. A system of quality assurance review will be implemented to assist in identifying any systemic issues with Inceptia's verification results. All verified files will be in the potential population for review. Any adjustments to an applicant's award package based on the corrected verification results will be made prior to marking the file as completed. At least 30% of each of the verification groups will be reviewed.

How compliance and performance will be measured and documented for future audit, management and performance review:
Each file that has been reviewed through the quality control process will be marked with a comment code, which will allow for querying within PeopleSoft for the purpose of auditing. Also, the spreadsheet generated each time a selection is pulled will be saved in the network, showing the files that were selected and the outcome of the review.

Who will be responsible and may be held accountable in the future if repeat or similar observations are noted:
The Director of Financial Aid has the responsibility for ensuring verification is performed correctly and will be held accountable in the future for any issues which may arise.

CSN Response

The College of Southern Nevada (CSN) concurs with the finding and recommendation. The student file identified was a Professional Judgment (Special Circumstance) that was evaluated incorrectly. CSN has already implemented a quality assurance process that reviews 25% of the files that have been verified by our third-party servicer, Inceptia. Professional Judgments performed by CSN Financial Aid staff were not previously part of this quality assurance review.

Detailed corrective action taken, including what will be done to avoid the identified issues in the future, and when these measures will be in place:
CSN will continue to perform a quality assurance check on those verifications completed by our third-party servicer, Inceptia. As a result of this audit finding, The CSN Verification Specialist will be reviewing at least 25% of the Professional Judgment verifications prior to any changes being made. In addition, extra training will be implemented for the CSN Financial Aid staff responsible for processing Professional Judgments to ensure compliance and consistency. The correction on the Professional Judgement was made and sent to Common Origination and Disbursement (COD). Additionally, CSN returned the $350 overpayment to COD and applied $350 institutional funds to the student's account as a result of the error.

Nevada System of Higher Education
www.nevada.edu

System Administration
4300 S. Maryland Parkway
Las Vegas, Nevada 89119
(702) 889-8426
Fax: (702) 889-8495

System Administration
2601 Enterprise Road
Reno, NV 89512
(775) 784-4958
Fax: (775) 327-5049

How compliance and performance will be measured and documented for future audit, management and performance review:
CSN has implemented daily monitoring of verification files completed by our third-party servicer, Inceptia. The CSN Financial Aid Department takes compliance very seriously and has begun to implement a similar process for the Professional Judgment processing that occurs in this office. CSN will create a process to identify the students where a Professional Judgment has occurred and review at least 25%. Additional training, provided by CSN staff, will be made available for all staff that will review and process Professional Judgments. If errors still persist, corrective action will be taken, including removal of that specific staff member from the Professional Judgment team.

Who will be responsible and may be held accountable in the future if repeat or similar observations are noted:
The Associate Vice President of Financial Aid is responsible for all aspects of student aid eligibility processing, including actions performed by third-party processor(s) on behalf of CSN.

WNC Response
Detailed corrective action taken, including what will be done to avoid the identified issues in the future, and when these measures will be in place:
Western Nevada College Financial Assistance Office recognizes the errors related to Verification. During summer 2017, the Financial Assistance Office was partially staffed with a temporary employee, while conducting a search for the permanent Verification Coordinator. The college hired a permanent Verification Coordinator in October 2017. Oversight and inadequate training of the temporary employee resulted in these findings. To ensure that these problems are not prevalent throughout the population, the Verification Coordinator is evaluating all files completed by the temporary staff member. Appropriate corrections will be made and if needed, awards will be adjusted. The Verification Coordinator has assumed oversight of the Verification process and attends trainings regularly to ensure compliance.

How compliance and performance will be measured and documented for future audit, management and performance review:
Compliance and performance will be measured and documented through the Financial Assistance Office's Verification Second Check process. Additionally, the Director will reinitiate the office's random audit process and audit of 10% of verification files each semester.

Who will be responsible and may be held accountable in the future if repeat or similar observations are noted:
The Verification Coordinator and the Director of Financial Assistance will be responsible and may be held accountable.

Nevada System of Higher Education
www.nevada.edu

System Administration
4300 S. Maryland Parkway
Las Vegas, Nevada 89119
(702) 889-8426
Fax: (702) 889-8495

System Administration
2601 Enterprise Road
Reno, NV 89512
(775) 784-4958
Fax: (775) 327-5049

FINDING 2018-005 - Special Tests and Provisions: Return of Title IV funds for withdrawn students (Repeat finding 2017-004, 2016-003, 2015-004, 2014-011)

CSN Response

CSN concurs with the finding and recommendation. With respect to the issue regarding the midpoint, as it is written in the Federal Student Aid Handbook, the midpoint date is not clearly defined. There is particular confusion when a semester has an odd number of days and the midpoint would have to be either 49.5% or 50.5%, because it is not possible in that circumstance to be 50%. The College has always used 49.5% as the midpoint for semesters with an odd number of days, and this finding indicates that the College should have been using 50% instead. The College is hopeful that future Federal Handbooks will provide clearer guidance. The $47 was requested from COD and disbursed to the six students identified. CSN also identified *all* students in which the midpoint was used for the spring 2018 term and updated their midpoint percentage to 50%. The additional Title IV funding from the adjustments was requested from COD and then disbursed to the affected students.

With respect to the finding related to reporting to COD in a timely manner, as indicated in the prior year's audit response, the cause of this error was an issue with PeopleSoft, whereby the system was not reporting some records to COD within the required 45-day timeframe. Shortly thereafter, a PeopleSoft update (bundle) was released, resolving this known issue. In addition, CSN did strengthen the quality assurance process to query for students who have had a Return to Title IV (R2T4) processed with funds to be sent back. This is crosschecked with COD as a part of the quality control process to ensure that the funds are recorded within COD correctly and in a timely manner. The new process was implemented beginning the fall 2017 semester. This particular finding was a result of the summer 2017 session, which preceded the PeopleSoft update and new quality assurance process, and had actually occurred during the prior audit time frame. The query process is in place currently and should be demonstrable in the next R2T4 review.

Detailed corrective action taken, including what will be done to avoid the identified issues in the future, and when these measures will be in place:

In its prior methodology, Financial Aid staff was populating an actual day or date for the midpoint calculation. CSN was using the day prior to the midpoint, since there was no even split of a day in a semester with an odd number of days. Going forward, CSN Financial Aid has now incorporated into its R2T4 business practice the use of a 50% midpoint across all semesters, including those that have an odd number of days in the semester. This practice will ensure that this error type does not occur in the future.

CSN will continue with the normal processing methods for determining an R2T4 student, the percentage earned/not earned, and other eligibility requirement that include the 50% definition for the midpoint for the unofficial withdrawals. The PeopleSoft issue that was identified has been updated and resolved through a bundle update in the fall of 2017. While we rely on PeopleSoft to ensure that the funds are returned to COD in a timely manner, CSN Financial Aid staff monitors the transmission of refunds in PeopleSoft to the COD record. Rather than assume funds have been returned, CSN has created a query to identify students who have had an R2T4 processed with funds to be sent back. This is crosschecked with COD as a part of the quality control process to ensure that the funds are recorded within COD correctly and in a timely manner. CSN runs this query weekly and if it is determined that a student was not updated in COD, a manual revision is performed by CSN Financial Aid staff.

Nevada System of Higher Education
www.nevada.edu

System Administration
4300 S. Maryland Parkway
Las Vegas, Nevada 89119
(702) 889-8426
Fax: (702) 889-8495

System Administration
2601 Enterprise Road
Reno, NV 89512
(775) 784-4958
Fax: (775) 327-5049

How compliance and performance will be measured and documented for future audit, management and performance review:
CSN Financial Aid has updated its policies to utilize 50% as the midpoint percentage in R2T4 calculations. Regardless if the term has an even or odd number of days, CSN will adjust the midpoint to 50% unless there is a change in the calculation process instructed by the Department of Education. This will ensure that the midpoint percentage will be consistent throughout the school year and the midpoint percentage should not be an issue in future audits.

CSN Financial Aid staff have received training to use the 50% definition for the midpoint when calculating unofficial R2T4's for all semesters including semesters with an odd number of days. In addition, a CSN Senior Specialist completes a quality review of 25% for the unofficial withdrawal calculations to ensure the calculation is using the 50% refund timeframe for all unofficial withdrawals. A weekly report of this review is sent to the Assistant Director of Financial Aid for further review. With the aforementioned PeopleSoft updates, as well as the additional processes to crosscheck queries from PeopleSoft to COD, the R2T4's will be processed in the required time frame. All reports and queries are stored in a secured drive available to CSN management as needed.

Who will be responsible and may be held accountable in the future if repeat or similar observations are noted:
The Associate Vice President of Financial Aid is responsible for all aspects of student aid eligibility processing and accuracy.

NSC Response
Detailed corrective action taken, including what will be done to avoid the identified issues in the future, and when these measures will be in place:
The failure to perform the R2T4 calculation within the 30-day period was attributed to a delay for a grade of "NR," meaning "not received" while the grade was being appealed. Ultimately, the student received a failing grade, which was backdated to the original grading date rather than the date of appeal. In the future, grades of NR will be treated as any other non-passing grade and be evaluated at the time it is posted. If the NR later converts to a passing grade, the R2T4 will be cancelled.

How compliance and performance will be measured and documented for future audit, management and performance review:
Query results from PeopleSoft indicating students potentially requiring R2T4 will be retained to show the results of each review.

Who will be responsible and may be held accountable in the future if repeat or similar observations are noted:
The Director of Financial Aid has the responsibility for ensuring R2T4 is performed correctly and will be held accountable in the future for any issues which may arise.

Nevada System of Higher Education
www.nevada.edu

System Administration
4300 S. Maryland Parkway
Las Vegas, Nevada 89119
(702) 889-8426
Fax: (702) 889-8495

System Administration
2601 Enterprise Road
Reno, NV 89512
(775) 784-4958
Fax: (775) 327-5049

WNC Response

Detailed corrective action taken, including what will be done to avoid the identified issues in the future, and when these measures will be in place:

Western Nevada College Financial Assistance recognizes the one error identified in the sample of 90. The individual responsible for the incorrect date entry was informed of the error and took appropriate steps to correct the R2T4 calculation. The staff member responsible for R2T4 calculations has received additional guidance and training on not using dates that fall within Spring Break as a student's official withdrawal date. The college evaluated the R2T4 population for students who officially withdrew during Spring Break and determined the correct dates were used in all other R2T4 calculations from this period.

How compliance and performance will be measured and documented for future audit, management and performance review:

Compliance and performance will be measured and documented through the office's R2T4 secondary check process by a separate staff member and by providing additional training regarding withdraw dates that are during scheduled breaks.

Who will be responsible and may be held accountable in the future if repeat or similar observations are noted:

The Director of Financial Assistance and the Financial Aid Advisors responsible for R2T4 calculations and R2T4 second checks will be held accountable.

TMCC Response

Detailed corrective action taken, including what will be done to avoid the identified issues in the future, and when these measures will be in place:

TMCC concurs with this finding. For the first instance, the student was enrolled in three differently dated class sessions which we had never encountered. On the R2T4 session worksheet in PeopleSoft, the financial aid coordinator recorded first two sessions as "Rescinded" and the last as "Withdrawn." It seemed logical but was incorrect and the days were calculated incorrectly. We now know to code each class as "Rescinded" in order for the session calculator to work correctly, and this was implemented beginning summer term 2018.

For the second instance, the student was enrolled in two classes in summer term 2017, one in each session. He partially attended the first session class but did not attend the second class. One of his classes did not apply to his degree and was ineligible for funding. Since he had withdrawn from both classes, it was difficult to ascertain which was the ineligible class as neither showed up on his Academic Requirements Report as courses not used in the audit, Financial Aid Status-Courses not in AAR screen or the Course Applicability screen. All of his Pell was returned because it was believed that the eligible class was the one he had not attended. In October 2017, during a department review, it was determined that the class that he had partially attended was the eligible class so the R2T4 had to be recalculated to correct the error. Beginning summer term 2018, we will refer these to Academic Advising before performing the R2T4 calculation on them.

Nevada System of Higher Education
www.nevada.edu

System Administration
4300 S. Maryland Parkway
Las Vegas, Nevada 89119
(702) 889-8426
Fax: (702) 889-8495

System Administration
2601 Enterprise Road
Reno, NV 89512
(775) 784-4958
Fax: (775) 327-5049

How compliance and performance will be measured and documented for future audit, management and performance review:
During our second check of R2T4, students in differently dated and summer class sessions will be carefully reviewed for compliance. The above procedures will be added to the department policy and procedures manual.

Who will be responsible and may be held accountable in the future if repeat or similar observations are noted:
The TMCC Student Loan Coordinator will be responsible to prevent repeat occurrences.

FINDING 2018-006 - Special Tests and Provisions and Reporting: Loan and Pell Disbursements are not Submitted Timely to the Direct Loan Servicing System ("DLSS") or the Department of Education via the Common Origination and Disbursement ("COD") (Repeat finding 2017-006)

WNC Response
Detailed corrective action taken, including what will be done to avoid the identified issues in the future, and when these measures will be in place:
Western Nevada College Financial Assistance Office recognizes that Pell and Direct Loan disbursement records were not submitted within the required 15 days. During January 2018, there was a technical issue with a PeopleSoft generated file that is sent to COD for reporting. Due to this error, there was required manual intervention and all records were corrected and submitted to COD within 22 days of disbursement. The college understands the requirement for timely reporting and went to great lengths to correct the records during January/February 2018. The college's commitment to reporting is evident in the ability to correct the issue, report accurate disbursements and reconcile funds in a timely manner.

Western Nevada College Financial Assistance Office will continue to transmit files to COD for Pell Grant and Direct Loan reporting on a weekly basis, at a minimum. During peak disbursement periods, the college has increased the number of times that files are sent to COD to ensure that records are being reported as soon as possible and that errors can be resolved in a timely manner. To ensure that the required records are reported within 15 days of disbursement, the office automatically runs a Pell Reject Query and rejected files populate on staff member's PeopleSoft home screen. The Loan Coordinator will review disbursement record reports to ensure accurate reporting has occurred. Staff members responsible for reconciling Pell and Direct Loan will review records that are not accepted by COD and make the necessary corrections.

How compliance and performance will be measured and documented for future audit, management and performance review:
Western Nevada College Financial Assistance Office will transmit files to COD on a weekly basis and more frequently during peak disbursement periods. The Financial Aid Advisor will review Pell Reject query results and Loan Disbursement Record reports on a regular basis to measure, monitor and assure compliance.

Who will be responsible and may be held accountable in the future if repeat or similar observations are noted:
The Financial Aid Advisor responsible for transmitting files to COD will be held accountable.

Nevada System of Higher Education
www.nevada.edu

System Administration
4300 S. Maryland Parkway
Las Vegas, Nevada 89119
(702) 889-8426
Fax: (702) 889-8495

System Administration
2601 Enterprise Road
Reno, NV 89512
(775) 784-4958
Fax: (775) 327-5049

CSN Response

CSN concurs with the finding and recommendation. As indicated in the prior year's audit response, the cause of this error was an issue with PeopleSoft, whereby the system was not reporting some records to COD within the required timeframe. Shortly after the prior audit fieldwork was completed, a PeopleSoft update (bundle) was released, resolving this known issue.

Detailed corrective action taken, including what will be done to avoid the identified issues in the future, and when these measures will be in place:

PeopleSoft updates in the fall of 2017 addressed the issue of identifying all records needing to go into COD within the required timeframe. The exceptions noted here preceded the PeopleSoft update therefore, this should not be an audit exception in the future. However, as an extra measure, CSN developed queries in the prior year and continues to run those reports weekly to compare records between PeopleSoft and COD to ensure all records are reported within the required timeframe. These reports are reviewed and corrections are made, if necessary, by the Senior Specialist that is responsible for the reconciliation. The Assistant Director monitors all identified exceptions.

How compliance and performance will be measured and documented for future audit, management and performance review:

The weekly reports will be cross checked with PeopleSoft and COD to ensure accuracy in reporting. All corrective action or updates will be applied prior to the 15-day requirement. All reports and queries are stored in a secured drive available to CSN management as needed.

Who will be responsible and may be held accountable in the future if repeat or similar observations are noted:

The Associate Vice President of Financial Aid is responsible for all aspects of student aid eligibility and accuracy.

NSC Response

Detailed corrective action taken, including what will be done to avoid the identified issues in the future, and when these measures will be in place:

The Federal Pell Grant disbursement reduction that was reported outside of the required window was due to a system failure with reports used for bi-weekly reconciliation. The failure was identified and corrected, but not in time to report within the required timeframe. In the future, issues with escalation processes will be escalated to the Director of Financial Aid for consult with the Directors of Institutional Research and Institutional Technology.

How compliance and performance will be measured and documented for future audit, management and performance review:

Bi-weekly reconciliation will continue to be performed, and the staff responsible for the reconciliation will email the Director of Financial aid and the Controller when it is completed.

Nevada System of Higher Education
www.nevada.edu

System Administration
4300 S. Maryland Parkway
Las Vegas, Nevada 89119
(702) 889-8426
Fax: (702) 889-8495

System Administration
2601 Enterprise Road
Reno, NV 89512
(775) 784-4958
Fax: (775) 327-5049

Who will be responsible and may be held accountable in the future if repeat or similar observations are noted:
The Director of Financial Aid has the responsibility for ensuring disbursement reporting is performed correctly and will be held accountable in the future for any issues which may arise.

TMCC Response
Detailed corrective action taken, including what will be done to avoid the identified issues in the future, and when these measures will be in place:
TMCC concurs with this finding. In this one instance, the student did not appear on the Pell report to send to COD. To prevent this from happening again, TMCC immediately changed the timing of the Pell report beginning in July to a weekly report, rather than every two weeks.

How compliance and performance will be measured and documented for future audit, management and performance review:
While federal regulations require reconciliation every 30 days, TMCC Financial Aid is now reconciling PELL payments on a weekly basis to ensure compliance with the 15-day window. The department policy and procedures document has been updated.

Who will be responsible and may be held accountable in the future if repeat or similar observations are noted:
The TMCC Program Director for Student Services Systems will be responsible to prevent repeat occurrences.

FINDING 2018-007 – Special Tests and Provisions: Disbursements To or On Behalf of Students (Repeat Finding 2016-004, 2015-009)

UNLV Response
Detailed corrective action taken, including what will be done to avoid the identified issues in the future, and when these measures will be in place:
UNLV agrees with this finding. A student was issued a financial aid refund check and did not cash the refund within the prescribed time frame. The Cashiering and Student Accounts Office canceled the stale refund check timely in order to return the funds to the respective federal aid program, but failed to notify the Financial Aid & Scholarships Office that the stale check had been canceled. As such, a replacement refund check was issued to the student for these funds. This replacement student refund check was also stale dated and the funds were then returned to the Department of Education, and the student's loan balances were adjusted accordingly. However, the second stale-date and return of funds occurred later than the required 240 days from the initial award.

To reduce the risk this error may occur, the Financial Aid & Scholarships Office will run a query every two weeks to identify canceled financial aid refund checks as a backup procedure in the event a notification of cancellation is not received from the Cashiering and Student Accounts Office.

Nevada System of Higher Education
www.nevada.edu

System Administration
4300 S. Maryland Parkway
Las Vegas, Nevada 89119
(702) 889-8426
Fax: (702) 889-8495

System Administration
2601 Enterprise Road
Reno, NV 89512
(775) 784-4958
Fax: (775) 327-5049

How compliance and performance will be measured and documented for future audit, management and performance review:
To reduce the risk this error may occur, the Financial Aid & Scholarships Office will run a query every two weeks to identify canceled financial aid refund checks as a backup procedure in the event a notification of cancellation is not received from the Cashiering and Student Accounts Office.

Who will be responsible and may be held accountable in the future if repeat or similar observations are noted:
The Assistant Controller for Cashiering and Student Accounts, and the Associate and Assistant Directors of Processing are accountable if repeat or similar observations are noted.

FINDING 2018-008 – Special Tests and Provisions: Enrollment Reporting (Repeat finding 2016-002, 2015-006, 2014-012)

CSN Response
CSN concurs with the finding and recommendation. These issues were caused by a combination of a PeopleSoft system issue with a lack of oversight regarding the enrollment and degree reporting processes. There were three different types of errors noted amongst the eleven students that were not reported correctly to NSLDS.

Detailed corrective action taken, including what will be done to avoid the identified issues in the future, and when these measures will be in place:
Of the eleven issues cited, eight of the students graduated in May 2018 and were included in the Degree Verification extract sent to the National Student Clearinghouse six days after the required submission date of 7/6/2018. For this error type, CSN Institutional Research will ensure that the report interval and reminders are included on the office's production calendar. The office will also cross train additional staff so there is adequate coverage to ensure the process is completed as scheduled.

Two of the eleven students were not included on the 7/6/2018 Degree Verification report due to undeveloped PeopleSoft Degree Verification logic. The report identified graduates who had active enrollment records at the time of graduation only. The two identified students were not enrolled in the semester of their graduation causing them to be omitted from the Degree Verification Report. Both student records were submitted manually to the Clearinghouse at the time of the audit. CSN will work with the System's PeopleSoft Administrators to correct the logic driving the Degree Verification capture process.

Finally, the last finding was due to an unreconciled error as the Clearinghouse rejected one active student record from the enrollment report. This specific error was listed separately from all other rejected errors. The unique nature of the error report, containing a single record for reconciliation, led the Registrar staff to overlook the report. Moving forward, enhanced training will address identification and reconciliation of this rare type of error.

Nevada System of Higher Education
www.nevada.edu

System Administration
4300 S. Maryland Parkway
Las Vegas, Nevada 89119
(702) 889-8426
Fax: (702) 889-8495

System Administration
2601 Enterprise Road
Reno, NV 89512
(775) 784-4958
Fax: (775) 327-5049

How compliance and performance will be measured and documented for future audit, management and performance review:
To ensure the timeliness of the Degree Verification extract and upload process that is run three times a year, additional CSN Institutional Research staff will be trained to generate and upload extracts to the Clearinghouse. To remain compliant, Institutional Research's production schedule will adjust upload dates accordingly.

CSN Institutional Research will follow up with System Computing Services to ensure that they are working on the modification of the existing system-generated Degree Verification extract process to include graduates with enrollment breaks between the term of last attendance and term of graduation. This modification will ensure that the College is compliant with NSLDS reporting in capturing this particular population of students. While awaiting the technical change by System Computing Services, CSN Institutional Research will use tailored graduation query comparisons to the system-generated Degree Verification extract to identify and upload missing graduation records.

Additionally, enhanced rejected record reconciliation training will be provided to Office of the Registrar staff responsible for reviewing and fixing Clearinghouse enrollment reports to ensure that CSN remains compliant with reporting student status in a timely manner for rejected records.

Who will be responsible and may be held accountable in the future if repeat or similar observations are noted:
The Executive Director of Institutional Research will ensure that all Degree Verification data and processes are accurate and timely. The Registrar is accountable for the submission of timely enrollment reports to the Clearinghouse and subsequent effective reconciliation of all error data.

NSC Response
Detailed corrective action taken, including what will be done to avoid the identified issues in the future, and when these measures will be in place:
Nevada State College (NSC) utilizes the "G by Degree Verify" functionality provided by National Student Clearinghouse. Due to the interface issues between Clearinghouse and NSLDS, some "G" statuses do not automatically transfer. When data does not transfer because of programming issues associated with items such as students with multiple degrees, manual processing must be performed on the Clearinghouse website. NSC currently submits a DegreeVerify file on a monthly basis for the previous semester and has already begun manually resolving where "G" statuses were not applied in the Clearinghouse.

How compliance and performance will be measured and documented for future audit, management and performance review:
After submission of the DegreeVerify file to Clearinghouse and transmission has been processed, the "GNotApplied" lists of students will be saved to a shared drive for internal stakeholders. This list will be reviewed by the Systems Analyst in conjunction with the Associate Registrar in the Office of the Registrar to resolve the errors where the G status has not been applied. Upon resolution, the number of DegreeVerify submissions, along with the latest GNotApplied list will be included on the monthly Clearinghouse report sent to NSC internal stakeholders for review.

Nevada System of Higher Education
www.nevada.edu

System Administration
4300 S. Maryland Parkway
Las Vegas, Nevada 89119
(702) 889-8426
Fax: (702) 889-8495

System Administration
2601 Enterprise Road
Reno, NV 89512
(775) 784-4958
Fax: (775) 327-5049

Who will be responsible and may be held accountable in the future if repeat or similar observations are noted:
Clearinghouse reporting responsibility lies with the Director of the Office of Institutional Research who will ensure that the System Analyst and the Office of the Registrar work together to monitor and modify the coding of institutional reports for accurate reporting.

RESEARCH & DEVELOPMENT CLUSTER FINDINGS

FINDING 2018-009 – Allowable Costs & Cash Management

UNR Response

Detailed corrective action taken, including what will be done to avoid the identified issues in the future, and when these measures will be in place:
As noted, this condition occurred due to the conversion to Workday. After the conversion, UNR reviewed all grants to ensure that the indirect (F&A) rate charged was correct, and documented the results. Specifically, during Fiscal Year 2018 UNR performed a review of the expenditures recorded to Federal-award accounts, and recalculated the indirect (F&A) charges for the line-of-credit awards. These procedures allowed UNR to identify the erroneous calculation cited in June 2018, and the corrective adjustment was included on a subsequent cash draw that was submitted prior to the audit.

As an additional control, the Office of Sponsored Projects requires grant accountants to complete an award closeout checklist at the end of each grant; the first step on that checklist is to perform a reconciliation and recalculation of indirect costs. This ensures that only allowable indirect (F&A) amounts are charged to grants.

UNR will continue to monitor all expenditures recorded to Federal-award accounts as indirect (F&A) expenditures to ensure that these amounts are being calculated correctly in accordance with the approved rate. This will include developing an automated system that will provide monthly exception reports.

How compliance and performance will be measured and documented for future audit, management and performance review:
Documentation of the grant reviews that started in Fiscal Year 2018, completed Workday award closeout checklists, and exception reports with documented follow-up actions will be available for review.

Who will be responsible and may be held accountable in the future if repeat or similar observations are noted:
The Director of Sponsored Projects will provide oversight and be accountable for compliance in this area.

Nevada System of Higher Education
www.nevada.edu

System Administration
4300 S. Maryland Parkway
Las Vegas, Nevada 89119
(702) 889-8426
Fax: (702) 889-8495

System Administration
2601 Enterprise Road
Reno, NV 89512
(775) 784-4958
Fax: (775) 327-5049

FINDING 2018-010 – Period of Performance

UNLV Response

Detailed corrective action taken, including what will be done to avoid the identified issues in the future, and when these measures will be in place:
UNLV agrees with the condition identified; however, it is important to note that sponsors were not billed for these expenses outside the period of performance.

UNLV understands the importance of accurately charging sponsors for allowable expenses within the award period of performance. Internal controls are in place to prevent such charges from being billed to sponsors.

These internal controls include review and approval by both the Principal Investigator and the Office of Sponsored Programs to determine whether expenditures are allowable, reasonable, and allocable per §2 CFR 200.403 – 200.405. When transactions not meeting these criteria are identified, the responsible department is required to transfer those expenditures from the sponsored award to an approved account. UNLV also uses financial system reports to highlight expenses that appear to fall outside the period of performance for additional review and analysis to ensure unallowable costs are re-assigned and not billed to sponsors.

During the audit period, UNLV converted to the Workday financial system. Due to challenges with the system conversion, the number of transactions charged to award accounts which were outside the period of performance was more extensive than in prior periods. This contributed to sponsor billing delays as more transactions required review before invoices could be issued. UNLV has continued to work to reduce the incidence of these transactions prospectively while working to re-assign expenses as sponsor invoices are processed.

Although these expenses posted to the account during the audit period, the internal control process identified the issues and costs outside the period of performance before sponsor billings were completed. Therefore, these unallowable charges were not billed to the sponsor.

How compliance and performance will be measured and documented for future audit, management and performance review:
UNLV will continue to monitor compliance and performance with these internal control procedures that are already in place in the preparation and review of sponsor billing invoices.

Who will be responsible and may be held accountable in the future if repeat or similar observations are noted:
The Executive Director and Associate Director of Sponsored Programs are responsible for ensuring that the internal control processes that prevent billing unallowable charges to sponsors are in place and are being followed.

Nevada System of Higher Education

SCHEDULE OF PRIOR YEAR FINDINGS AND QUESTIONED COSTS

Year ended June 30, 2017

SECTION II - FINANCIAL STATEMENT FINDINGS AND QUESTIONED COSTS

FINDING 2017-001

Criteria
Governmental Accounting Standards Board Statement No. 68, *Accounting and Financial Reporting for Pensions*, paragraph 33.b. states that "the difference between projected and actual earnings on pension plan investments should be recognized in pension expense using a systematic and rational method over a closed five-year period, beginning in the current reporting period. The amount not recognized in pension expense should be reported as deferred outflows or resources or deferred inflows of resources related to pensions. Deferred outflows of resources and deferred inflows of resources arising from differences between projected and actual pension plan investment earnings in different measurement periods should be aggregated and reported as a net deferred outflow of resources related to pensions or a net deferred inflow of resources related to pensions."

Condition:
The Nevada System of Higher Education ("NSHE") participates in the Public Employees Retirement System ("PERS") which is a cost-sharing, multiple-employer, defined benefit public employees' retirement plan. NSHE records their pension liabilities, pension expense, and deferred outflows of resources and deferred inflows of resources related to pensions using the PERS audited schedules of employer allocations and pension amounts by employer, and the related notes. In the current year, the balance pertaining to the net difference between projected and actual investment earnings on pension plan investments switched from a deferred inflow of resources to a deferred outflow of resources and the balance was not recorded by NSHE.

Context
Deferred outflows of resources were understated by $36.2 million.

Cause
In prior years, the "net difference between projected and actual investment earnings on pension plan investments" amount per the PERS audited schedules had been included in deferred inflows of resources with no amount in deferred outflows of resources. Due to this, the balance in the current year was originally not recorded by NSHE.

Effect
While the error was corrected in the financial statements as of June 30, 2017, the unadjusted deferred outflows of resources balance was understated by $36.2 million.

Recommendation
The System should ensure that existing review controls over significant one-time transactions accounted for at the System-level are sufficient to prevent a material misstatement.

Views of Responsible Officials
Management concurs.

Current Status
Implemented.

Nevada System of Higher Education

SCHEDULE OF PRIOR YEAR FINDINGS AND QUESTIONED COSTS

Year ended June 30, 2017

SECTION III - FEDERAL AWARD FINDINGS AND QUESTIONED COSTS

STUDENT FINANCIAL ASSISTANCE CLUSTER FINDINGS

FINDING 2017-002 - Internal Control over Compliance (Repeat Finding 2015-002, 2014-008)

Federal Programs
Department of Education and Department of Health and Human Services
Student Financial Assistance Cluster
Award year ended June 30, 2017

Criteria
2 CFR 200.303(a) requires that non-Federal entities receiving Federal awards establish and maintain effective internal control over the Federal award to provide reasonable assurance that they are managing the Federal award in compliance with Federal statutes, regulations, and the terms and conditions of the Federal award.

Condition
At the University of Nevada, Reno ("UNR") and the University of Nevada, Las Vegas ("UNLV"), we noted deficiencies in security administration related to the information technology general controls ("ITGCs") in the PeopleSoft application. Specifically, controls were lacking around restriction of access and segregation of duties as it relates to the PeopleSoft application over the student financial assistance program.

Context
During our testing of the ITGCs in the PeopleSoft application, we noted the following segregation of duties issues: (1) At UNR, one user has administrator access to both the Development and Production environments of the PeopleSoft application; (2) At UNR, two users have administrator access to both the Development and Production environments of the Oracle Database; (3) At UNR, five users have full access to AppDesigner in both the Development and Production environments; (4) At UNLV, two users have administrator access to the Oracle Database or the PeopleSoft application and conflicting IT management duties; (5) AT UNLV, six users have administrator access to both the Development and Production environments of the PeopleSoft application; (6) At UNLV, three users have administrator access to PeopleTools in both the Development and Production environments. The deficiencies in security administration controls could impact compliance requirements related to determining eligibility, disbursements, return of Title IV funds and verification.

Questioned Costs
$0

Effect
Student data within the PeopleSoft application may be affected by users having conflicting roles or access levels, and accountability may not be established. Student data may be affected by unauthorized, inappropriate, or untested changes to the system. This could impact eligibility, disbursements, return of Title IV funds and verification.

Nevada System of Higher Education

SCHEDULE OF PRIOR YEAR FINDINGS AND QUESTIONED COSTS-CONTINUED

Year ended June 30, 2017

FINDING 2017-002 - Internal Control over Compliance - Continued

Cause
The issues identified are part of the lack of effective ITGCs in the PeopleSoft application.

Recommendation
Management should segregate duties and remove program's access to the Development and Production environments or implement a formal review process over the activities performed by those responsible for program maintenance on a periodic basis.

Views of Responsible Officials
Management concurs.

Current Status
Ongoing.

FINDING 2017-003 - Verification and Updating of Student Aid Application Information (Repeat finding 2016-001, 2015-003, 2014-010)

Federal Programs
Department of Education
Student Financial Assistance Cluster
Award year ended June 30, 2017

Criteria
34 CFR 668.59(a) requires that for the subsidized student financial assistance programs, if an applicant's Free Application for Federal Student Aid (FAFSA) information changes as a result of verification, the applicant or the institution must report to the Secretary any changes to- (1) A non-dollar value item; or (2) A single dollar item of $25 or more. Further, 34 CFR 668.57(d) requires that if an applicant is selected to verify other information specified in the annual Federal Register notice, the applicant must provide the documentation specified for that information in the Federal Register notice.

Condition
UNLV, Nevada State College ("NSC"), and the College of Southern Nevada ("CSN") did not properly and consistently update FAFSA information as a result of the verification process.

CSN did not properly maintain documentation to support updates made to FAFSA information as a result of the verification process.

Context
For one of the ninety students tested at UNLV, UNLV did not properly calculate or update FAFSA information required to be verified. For this student, other untaxed income did not reflect the required information submitted for verification.

For one of the ninety students tested at NSC, NSC did not properly calculate or update FAFSA information required to be verified. For this student, other untaxed income did not reflect the required information submitted for verification.

Nevada System of Higher Education

SCHEDULE OF PRIOR YEAR FINDINGS AND QUESTIONED COSTS-CONTINUED

Year ended June 30, 2017

FINDING 2017-003 - Verification and Updating of Student Aid Application Information (Repeat finding 2016-001, 2015-003, 2014-010) - Continued

For three of the one hundred twenty students tested at CSN, CSN did not properly calculate or update FAFSA information required to be verified. For one instance, documentation to support calculated income tax paid was not maintained as required. For the second instance, household size did not reflect the information submitted for verification. For the third instance, child support received did not reflect the information submitted for verification.

Questioned Costs
CSN - $625
UNLV - $0
NSC - $0

Effect
CSN, UNLV, and NSC are not in compliance with federal regulations related to items required for verification.

Cause
Instances noted at CSN, UNLV, and NSC were due to oversight by personnel performing verification procedures.

Recommendation
We recommend that CSN, UNLV, and NSC enhance internal controls to ensure updating of student aid application information is accurate, implement training to ensure verification is being performed accurately and evaluate the existence of these issues of non-compliance in the remaining population and remediate as necessary.

Views of Responsible Officials
Management concurs.

Current Status
Ongoing.

Nevada System of Higher Education

SCHEDULE OF PRIOR YEAR FINDINGS AND QUESTIONED COSTS-CONTINUED

Year ended June 30, 2017

FINDING 2017-004 - Special Tests and Provisions: Return of Title IV funds for withdrawn students (Repeat finding 2016-003, 2015-004, 2014-011)

Federal Programs
Department of Education
Student Financial Assistance Cluster
Award year ended June 30, 2017

Criteria
Pursuant to the 34 CFR 668.22(j)(2), an institution is required to determine the withdrawal date for a student who withdraws without providing notification to the institution no later than 30 days after the end of the earlier of the (1) payment period or period of enrollment, (2) academic year in which the student withdrew, or (3) educational program from which the student withdrew to allow for the timely calculation and return of Title IV funds as required. Pursuant to the 34CFR 668.22(e) an institution is required to calculate the amount of title IV assistance earned by the student once the institution has determined the withdrawal date in accordance with the 34CFR 668.22(j), and pursuant to the 34CFR 668.22(g), an institution is required to calculate and return unearned aid in the order as required: the lesser of the total amount of unearned Title IV assistance to be returned as calculated under 34CFR 668.22(e)(4); or an amount equal to the total institutional charges incurred by the student for the payment period or period of enrollment multiplied by the percentage of Title IV grant or loan assistance that has not been earned by the student, as described in 34CFR 668.22(e)(3). Pursuant to the 34 CFR 690.83(b)(2) an institution shall submit, in accordance with deadline dates established by the U.S. Department of Education (Secretary), through publication in the Federal Register, other reports and information the Secretary requires and shall comply with the procedures the Secretary finds necessary to ensure that the reports are correct. Pursuant to 34 CFR 668.22(j)(1), an institution must return the amount of Title IV funds for which it is responsible as soon, but no later than 45 days, after the date of the institution's determination that the student withdrew.

Condition
During our testing at CSN, NSC, UNLV, and Western Nevada College ("WNC"), we identified instances where the Institutions did not complete the return of Title IV funds as calculated within the 45 day requirement as noted in the Federal Regulations.

Context
We noted that for three out of one hundred twenty students at CSN, the original return calculation was incorrect and subsequently remediated by the quality control review, however, the date the Institution returned and reported the amount as calculated exceeded the required 45 day timeframe.

We noted that for three out of one hundred twenty students at NSC, the calculation for the return of Title IV funds on the student's "Return of Title IV" form was incorrect. In one instance institutional charges used in the calculation were incorrect. In the second instance the incorrect withdrawal date was used in the calculation. In the third instance, the number of completed days was calculated incorrectly. Additionally, for one student out of one hundred twenty selected for testing at NSC, the date the Institution returned the reported amount as calculated exceeded the required 45 day timeframe.

We noted that for two out of ninety students at UNLV, the calculation of days used within the return of title four funds calculation was incorrect, and therefore the calculation for the return of title four funds on the student's "Return of Title IV" form was incorrect. Additionally, for four out of ninety students at UNLV, the date the Institution returned the reported amount as calculated exceeded the required 45 day timeframe.

Nevada System of Higher Education

SCHEDULE OF PRIOR YEAR FINDINGS AND QUESTIONED COSTS-CONTINUED

Year ended June 30, 2017

FINDING 2017-004 - Special Tests and Provisions: Return of Title IV funds for withdrawn students (Repeat finding 2016-003, 2015-004, 2014-011) - Continued

We noted that for one out of ninety students selected for testing at WNC, the student withdrawal date did not agree to the student's communication, the calculation of days used within the return of Title IV funds calculation was incorrect, and therefore the calculation for the return of title four funds on the student's "Return of Title IV" form was incorrect.

Questioned Costs
CSN - $0
NSC - $1,279
UNLV - $1,903
WNC - $650

Effect
At CSN, NSC, UNLV, and WNC, the return of Title IV funds as calculated and applied to the individual student's account at each Institution was not reported to Common Origination and Disbursement ("COD") timely and accurately.

Cause
At NSC, UNLV, and WNC the funds not being timely returned and reported to COD as calculated was due to oversight by personnel performing the return calculation.

At CSN, the incorrect calculation, reporting, and return of funds was corrected during quality control review, however, the funds were not timely returned and reported to COD within the required timeframe.

Recommendation
We recommend that NSC, UNLV, and WNC enhance internal controls to improve the accuracy of reporting to COD.

We recommend that CSN enhance internal controls and the return of title four funds process to ensure that it is sufficient to timely determine the accuracy of reporting to COD.

Views of Responsible Officials
Management concurs.

Current Status
Ongoing.

Nevada System of Higher Education

SCHEDULE OF PRIOR YEAR FINDINGS AND QUESTIONED COSTS-CONTINUED

Year ended June 30, 2017

FINDING 2017-005 - Special Tests and Provisions: Disbursement To or On Behalf of Students

Federal Programs
Department of Education
Student Financial Assistance Cluster
Award year ended June 30, 2017

Criteria
34 CFR 668.165(a)- Notices and authorizations. (1) Before an institution disburses title IV, HEA program funds for any award year, the institution must notify a student of the amount of funds that the student or his or her parent can expect to receive under each title IV, HEA program, and how and when those funds will be disbursed. If those funds include Direct Loan program funds, the notice must indicate which funds are from subsidized loans, which are from unsubsidized loans, and which are from PLUS loans. (2) Except in the case of a post-withdrawal disbursement made in accordance with§ 668.22(a)(5), if an institution credits a student's account at the institution with Direct Loan, FFEL, Federal Perkins Loan, or TEACH Grant Program funds, the institution must notify the student or parent of—(i) The anticipated date and amount of the disbursement; (ii) The student's right or parent's right to cancel all or a portion of that loan, loan disbursement TEACH Grant, or TEACH Grant disbursement and have the loan proceeds returned to the holder of that loan, the TEACH Grant proceeds returned to the Secretary. However, if the institution releases a check provided by a lender under the FFEL Program, the institution is not required to provide this information; and (iii) The procedures and time by which the student or parent must notify the institution that he or she wishes to cancel the loan, loan disbursement, TEACH Grant, or TEACH Grant disbursement. (3) The institution must provide the notice described in paragraph (a)(2) of this section in writing—(i) No earlier than 30 days before, and no later than 30 days after, crediting the student's account at the institution, if the institution obtains affirmative confirmation from the student under paragraph (a)(6)(i) of this section; or (ii) No earlier than 30 days before, and no later than seven days after, crediting the student account at the institution, if the institution does not obtain affirmative confirmation from the student under paragraph (a)(6)(i) of this section.

Condition
CSN, Truckee Meadows Community College ("TMCC"), and UNLV did not provide the above notifications to students as required.

Context
For sixty out of sixty students at CSN, the notification noted above was not sent to the student as required. In sixteen instances, the amount of funds that the student or his or her parent could expect were not included in the award notification letter. In fourteen instances, notifications of loan disbursements containing the right to cancel were not sent within the thirty days of disbursement as required. In sixty instances award notification letters did not address how funds would be disbursed.

For sixteen out of sixty students at TMCC, the required notifications were not sent within the required timeframe. In fourteen instances, notifications of loan disbursements containing the right to cancel were not sent within thirty days of disbursement. In four instances award notification letters were not sent before aid had disbursed as required.

For twenty-five out of sixty students at UNLV, the required notification was not sent within thirty days of disbursement as required. For seventeen instances the loan notification letter was sent outside of the allowable time period. For fifteen instances the loan notification letter did not disclose the right or procedures to cancel a loan within thirty days of disbursement as required.

Nevada System of Higher Education

SCHEDULE OF PRIOR YEAR FINDINGS AND QUESTIONED COSTS-CONTINUED

Year ended June 30, 2017

FINDING 2017-005 - Special Tests and Provisions: Disbursement To or On Behalf of Students
- Continued

Questioned Costs
CSN - $0
TMCC - $0
UNLV - $0

Effect
CSN, TMCC, and UNLV did not comply with the specific requirements of Federal Regulation with respect to sending notifications to students.

Cause
For CSN, TMCC, and UNLV, the PeopleSoft system's query utilized to send loan disbursement notification letters had not been run and/or updated to correctly capture all students requiring notification.

For CSN, the notification template did not include required verbiage regarding how students could expect to receive aid. In addition, at CSN the Peoplesoft system's query set up for summer aid disbursement notifications had been overwritten in error and therefore not all students were captured correctly regarding notifications.

Recommendation
We recommend that the Institutions ensure the required notifications are sent to students and all queries are operating as intended. Management should evaluate the existence of this issue of non-compliance in the remaining population.

Views of Responsible Officials
Management concurs.

Current Status
Ongoing.

Nevada System of Higher Education

SCHEDULE OF PRIOR YEAR FINDINGS AND QUESTIONED COSTS-CONTINUED

Year ended June 30, 2017

FINDING 2017-006 - Special Tests and Provisions and Reporting: Loan and Pell Disbursements are not Submitted Timely to the Direct Loan Servicing System ("DLSS") or the Department of Education via the Common Origination and Disbursement ("COD")

Federal Programs
Department of Education
Student Financial Assistance Cluster
Award year ended June 30, 2017

Criteria
34 CFR 685.301(a)(2) states that a school must provide to the Secretary borrower information that includes but is not limited to: (i) the borrower's eligibility for a loan, as determined in accordance 34 CFR 685.200 and 203; (ii) the student's loan amount; and (iii) the anticipated and actual disbursement date or dates and disbursement amounts of the loan proceeds, as determined in accordance with 34 CFR 685.303(d). Per 34 CFR 685.301(c), the Secretary accepts a student's payment data that is submitted in accordance with procedures established through publication in the Federal Register, and that contains information the Secretary considers to be accurate in light of other available information including that previously provided by the student and the institution, as approved by the Office of Management and Budget ("OMB") under control number 1845-0021. OMB No. 1845-0021 requires that Institutions report all loan disbursements and submit required records to the Direct Loan Servicing System ("DLSS") via Common Origination and Disbursement ("COD") within 15 days of disbursement.

34 CFR 690.83 (b)(1) states that a school shall report to the Secretary any change in the amount of a Pell grant for which a student qualifies including any related Payment Data changes by submitting to the Secretary the student's Payment Data that discloses the basis and result of the change in award for each student. The institution shall submit the student's Payment Data reporting any change to the Secretary by the reporting deadlines published by the Secretary in the Federal Register. OMB No. 1845-0039 requires that Institutions report all loan disbursements and submit Pell Payment Data to the Department of Education via Common Origination and Disbursement ("COD") within 15 days of disbursement

Condition
During our testing at CSN and UNLV, we identified instances where the Institutions did not report distributions of funds to the Direct Loan Servicing System (DLSS) via COD or report Pell payment data to the Department of Education via COD within 15 days.

Context
For five out of twenty-five selected for testing at CSN, the Institution did not report disbursement of direct loan funds to COD within the required timeframe. In addition, for one out of sixty selected for testing at CSN, the Institution did not report disbursement of Pell payment data to COD within the required timeframe.

For one out of forty selected for testing at UNLV, the Institution did not report disbursement of direct loan funds to COD within the required timeframe. In addition, for five out of sixty selected for testing at UNLV, the Institution did not report disbursement of Pell payment data to COD within the required timeframe.

Questioned Costs
CSN - $0
UNLV - $0

Nevada System of Higher Education

SCHEDULE OF PRIOR YEAR FINDINGS AND QUESTIONED COSTS-CONTINUED

Year ended June 30, 2017

FINDING 2017-006 - Special Tests and Provisions and Reporting: Loan and Pell Disbursements are not Submitted Timely to the Direct Loan Servicing System ("DLSS") or the Department of Education via the Common Origination and Disbursement ("COD") - Continued

Effect
CSN and UNLV are not in compliance with federal regulations related to submitting required records to DLSS or Department of Education via COD within 15 days.

Cause
For both Institutions, instances noted were due to delays caused by a technological issue that occurred during regular transmissions to COD. For UNLV, one instance related to an error in the original summer upload that was intended to be completed within the required timeframe. Once the issue was remediated, the individual who performs uploads was unable to transmit the information within the required timeframe. Other instances were noted due to management oversight in timing of reporting. For CSN, all instances related to certain disbursements which were not reported within 15 days due to an error in the original upload that was intended to be completed within the required timeframe.

Recommendation
We recommend that CSN and UNLV enhance internal controls to improve the accuracy of reporting to the COD reporting system. Management should evaluate the existence of this issue of non-compliance in the remaining population and ensure queries within Peoplesoft are adequate to meet the federal requirements.

Views of Responsible Officials
Management concurs.

Current Status
Ongoing.

Nevada System of Higher Education

SCHEDULE OF PRIOR YEAR FINDINGS AND QUESTIONED COSTS-CONTINUED

Year ended June 30, 2017

TRIO CLUSTER FINDINGS

FINDING 2017-007 - Earmarking

Federal Programs
Department of Education
TRIO Cluster
Award year ending June 30, 2017

Criteria
34 CFR 646.32(a) states that for each year of the project period, a grantee must serve at least the number of participants that the Secretary identifies in the Federal Register notice inviting applications for a competition. Through this notice, the Secretary also provides the minimum and maximum grant award amounts for the competition.

Condition
NSC did not provide service to the minimum number of participants defined by the Federal Register notice for their awarded Student Support Services ("SSS") grant, as they only provided to service to one hundred twenty-four students, which was less than the required minimum of one hundred forty students..

Context
For the sole SSS grant awarded to NSC, NSC did not meet the earmarking requirement to serve at least the number of participants as identified in the Federal Register, which was one hundred forty students.

Questioned Costs
NSC - $0

Effect
NSC is not in compliance with the specific requirements of federal regulations with respect to serving the minimum number participants defined by Federal Register.

Cause
NSC was without an SSS director at the beginning of the grant period and was unable to adequately recruit students. NSC was aware of the issue and was unable to meet the requirement prior to year-end.

Recommendation
We noted that NSC was able to hire a SSS director and has now met the requirements for number of students served in the current year. We recommend that NSC maintain the current level of staffing to ensure the requirement of number of participants served is met.

Views of Responsible Officials
Management concurs.

Current Status
Ongoing.

Nevada System of Higher Education

SCHEDULE OF PRIOR YEAR FINDINGS AND QUESTIONED COSTS-CONTINUED

Year ended June 30, 2017

FINDING 2017-008 - Allowable Costs/Cost Principles

Federal Programs
Department of Education
TRIO Cluster
Award year ending June 30, 2017

Criteria
2 CFR 200.403 states that costs must meet the following general criteria in order to be allowable under Federal awards: (a) be necessary and reasonable for the performance of the Federal award and allocated thereto under these principles; (b) conform to any limitations or exclusions set forth in these principles or in the Federal award as to types or amounts of cost items; (c) be consistent with policies and procedures that apply uniformly to both federally-financed and other activities of the non-Federal entity; (d) be accorded consistent treatment; (e) be determined in accordance with generally accepted accounting principles (GAAP); (f) not be included as a cost or used to meet cost sharing or matching requirements of any other federally-financed program in either the current or a prior period; and (g) be adequately documented.

Condition
NSC incorrectly recorded expenses related to payroll and had instances where the institution over-charged the grant for time worked by an employee.

Context
For four out of ninety payroll transactions selected for testing at NSC, the Institution incorrectly recorded payroll expense and in two of these instances over-charged the grant for time worked by an employee.

Questioned Costs
NSC - $0

Effect
NSC does not have adequate controls in place to ensure compliance with the specific requirements of Federal Regulations with respect to recording expenses for allowable costs.

Cause
For the four exceptions at NSC, the issues were caused by an oversight by responsible personnel.

Recommendation
We recommend that NSC develop policies and procedures to ensure all employees are paid for the correct number of hours and at the correct pay rate.

Views of Responsible Officials
Management concurs.

Current Status
Remediated.

Nevada System of Higher Education

STATUS OF PRIOR YEAR FINDINGS AND QUESTIONED COSTS

Year ended June 30, 2018

FINANCIAL STATEMENT FINDINGS

FINDING 2017-001

System Admin Current Status

The System Administration staff took corrective action as described in the response to the 2017-001 finding, which included ensuring special attention is given to the changes in the items noted in the PERS Schedule of Employer Allocations, Schedule of Pension Amounts by Employer and Related Notes. The System also hired a System Controller who is and will be responsible for ensuring the compliance and accuracy of the allocation worksheets. In the response to the original finding, a Senior Director of Finance was named as the responsible party.

STUDENT FINANCIAL ASSISTANCE CLUSTER FINDINGS

FINDING 2017-002 - Internal Control over Compliance (Repeat Finding 2015-002, 2014-008)

UNLV Current Status

The processes described in the response to finding 2017-002 were implemented as described and these processes continue to be followed. UNLV staff continues to have a strong commitment to data integrity and security. UNLV has annually revisited this issue and has felt compensating controls balance the competing risks associated with system access and timely, effective support of the campus. The system update to PeopleSoft 9.2 is scheduled to be completed by the end of the Fall 2018 term. At that time, UNLV will explore options for the development of an additional audit trigger that would enhance the controls within the production and non-production environments.

UNR Current Status

Due to the limited size of our staff, the PeopleSoft Administrator role will continue to be necessary for certain positions in order for them to accomplish their duties in the various environments. UNR has evaluated controls over segregation of duties and has implemented mitigating controls. Mitigating control activities are performed by the Security Application Coordinator, and include notifications to the Deputy CIO, CISO, and the PeopleSoft Manager when the PeopleSoft Administrator role is added for an individual user. Additional monitoring is accomplished via a periodic audit that is performed against the role, which is submitted to the Deputy CIO and University Registrar for review and approval.

Nevada System of Higher Education

STATUS OF PRIOR YEAR FINDINGS AND QUESTIONED COSTS

Year ended June 30, 2018

FINDING 2017-003 - Verification and Updating of Student Aid Application Information (Repeat finding 2016-001, 2015-003, 2014-010)

UNLV Current Status

The processes described in the response to finding 2017-003 were implemented as described and these processes continue to be followed. The UNLV Financial Aid and Scholarships Office has procedures in place designed to prevent verification errors such as training programs, a review process, and a supervisory review of randomly sampled verifications. These procedures are focused on minimizing the risk of errors that result in over/under awards in the highly complex and labor intensive verification process. The office continues these current existing practices and will continue to strive to prevent errors in the verification process.

NSC Current Status

The NSC Office of Financial Aid continues to focus its efforts to demonstrate compliance and accuracy in the performance of Verification of Free Application for Federal Student Aid (FAFSA) data through improving quality control with the use of peer reviews. Each file that has been reviewed through the quality control process has been marked with a comment code, which allows for querying within PeopleSoft for the purpose of auditing. Also, the spreadsheet generated each time a selection is pulled has been saved in the network, showing the files that were selected and the outcome of the review.

CSN Current Status

As described in the response to the 2017-003 finding, CSN took corrective action, which includes reviewing 25% of the verifications completed by the third party servicer. Although, this year's audit resulted in a repeat finding, it was a result of a Professional Judgment review performed by CSN Financial Aid staff. The CSN Assistant Director of Financial Aid will provide additional training in the area of Professional Judgment verifications to staff to ensure compliance on an on-going basis.

FINDING 2017-004 - Special Tests and Provisions: Return of Title IV funds for withdrawn students (Repeat finding 2016-003, 2015-004, 2014-011)

CSN Current Status

As described in response to the 2017-004 finding, CSN took corrective action and reported the issue to NSHE System Computing Services of records not being reported to COD from the Peoplesoft Student System. In the fall of 2017, a PeopleSoft bundle corrected the problem for future records. Beginning with fall of 2017, errors of this same type should not reoccur. However, CSN Financial Aid staff have also developed a query to cross check the information submitted to COD to further ensure accuracy.

Nevada System of Higher Education

STATUS OF PRIOR YEAR FINDINGS AND QUESTIONED COSTS

Year ended June 30, 2018

NSC Current Status

NSC Financial Aid implemented a system of periodic peer review to assist staff in identifying any processing errors and provide opportunity for further training. All completed R2T4 calculations were peer reviewed by another financial aid administrator. Each reviewer checked files processed by someone other than themselves and performed R2T4 using the documentation on file. Any discrepancies between the original and recalculated results were discussed with the staff member who originally performed R2T4, before the reviewer made corrections in the system. Any adjustments to an applicant's award package based on the corrected results were made prior to marking the file as completed.

UNLV Current Status

The processes described in the response to finding 2017-004 were implemented as described and these processes continue to be followed. Return to Title IV calculations are subject to a supervisory review to reduce the risk of calculation errors.

WNC Current Status

Western Nevada College Financial Assistance took appropriate steps to correct the R2T4 calculation and provided the US Department of Education with the requested documentation. WNC has implemented a second check process, completed by an additional staff member to cross check R2T4 calculations to ensure all data entry is correct. WNC continues to send staff to trainings related R2T4 calculations.

FINDING 2017-005 - Special Tests and Provisions: Disbursement To or On Behalf of Students

CSN Current Status

The College of Southern Nevada (CSN) took corrective action as described in the response to the 2017-005 finding, which included updating the verbiage in the letter to include information regarding how students could expect to receive aid. After the template verbiage was updated, CSN Financial Aid reissued the letter to all students that had previously received an award notification, and due to the updated template, all future students received the corrected message thereafter. In addition, CSN Financial Aid continues their secondary review process to ensure that all loan item types are identified so that all award letters are appropriately generated.

Nevada System of Higher Education

STATUS OF PRIOR YEAR FINDINGS AND QUESTIONED COSTS

Year ended June 30, 2018

TMCC Current Status

In June 2017 TMCC updated the process to generate loan disclosure notifications to include the current and prior award years, to prevent reoccurrence. The new shared calendar created in June 2017 includes an event to remind the Program Director for Student Services System, as well as the Loan Coordinator, to update the process each term prior to the disbursement date. Additionally, award letters are now run on a nightly basis, rather than weekly, ensuring that students receive the required notifications immediately. There have been no reoccurrences of these issues.

UNLV Current Status

The processes described in the response to finding 2017-005 were implemented as described and these processes continue to be followed. Compliance and performance is maintained through our internal review process, random samples, consistent training and unit meetings.

FINDING 2017-006 - Special Tests and Provisions and Reporting: Loan and Pell Disbursements are not Submitted Timely to the Direct Loan Servicing System ("DLSS") or the Department of Education via the Common Origination and Disbursement ("COD")

CSN Current Status

As described in response to the 2017-006 finding, CSN took corrective action and reported the issue to NSHE System Computing Services of certain records in the PeopleSoft Student System not being appropriately reported to COD. In the fall of 2017, a PeopleSoft bundle corrected the problem for future records. However, due to the sometimes inconsistent nature of Oracle's system updates, the CSN Financial Aid department continues to run a bi-monthly report that identifies students that need to be reported to COD. We have assigned this report to the reviewed by a senior specialist who is responsible for reconciliation to COD and corrective action if necessary.

The report will be saved in a share network drive and the students identified will be cross checked with PeopleSoft and COD to ensure accuracy in reporting. Any corrective action or updates will be applied at that time.

UNLV Current Status

The processes described in the response to finding 2017-006 were implemented as described and these processes continue to be followed. Compliance and performance is maintained through our internal review process, random samples, consistent training and unit meetings.

Nevada System of Higher Education

STATUS OF PRIOR YEAR FINDINGS AND QUESTIONED COSTS

Year ended June 30, 2018

TRIO CLUSTER FINDINGS

FINDING 2017-007 - Earmarking

NSC Current Status

TRIO-SSS recently submitted the annual performance report for the 2016-2017 reporting year. The latest report shows 143 student participants, more than the 140 students required. The issue cannot be repeated. The prior director was unable to recruit the target number of participants due to the late start of the program. Compliance and performance will be measured by the Project Director and by the submission of the annual performance report for each year of the grant. The Project Director has taken the responsibility to ensure that the targets for populations served is met.

FINDING 2017-008 - Allowable Costs/Cost Principles

NSC Current Status

Nevada State College has implemented a new HR & Payroll system. With this new system student employees no longer complete paper timesheets, which was the underlying cause for the error, but now clock in and out using the system. Student employees submit their time electronically and it routes to their supervisor for approval. Once approved, the reported time is processed by payroll with their next cycle. With the new system the college is able to easily see if there are duplicate hours submitted and the supervisor will be able to make corrections before time is sent to payroll.

Lampert- Centennial - AV Preservation

	Year 1 7/1/19 - 6/30/20
A. SENIOR PERSONNEL	
Digital Preservation Specialist, 11 months LOB	50,000
	-
	-
	-
TOTAL SENIOR PERSONNEL	**50,000**
B. OTHER PERSONNEL	
1. Post Doctoral Associates	-
2. Other Professionals	-
3. Graduate Students	-
4. Undergraduate Students	-
5. Other	-
Total Other Personnel	**-**
TOTAL SALARIES & WAGES (A + B)	**50,000**
C. FRINGE BENEFITS	
Digital Preservation Specialist, 11 months LOB = 20%	10,000
	-
Post Doctoral Associates (9 or 12 month)	-
Other Professionals	-
Graduate & Undergraduate Students	-
Total Fringe	**10,000**
TOTAL SALARIES, WAGES, & FRINGE BENEFITS (A+B+C)	**60,000**
D. EQUIPMENT	
	-
TOTAL EQUIPMENT	**-**
E. TRAVEL	
1. Domestic	-
2. Foreign	-
TOTAL TRAVEL	**-**
F. PARTICIPANT SUPPORT COSTS	
1. Stipends	-
2. Travel	-
3. Subsistence	-
4. Other	-
No. Participants ( ) TOTAL PARTICIP. COST	**-**
G. OTHER DIRECT COSTS	
1. Materials & Supplies	-
2. Publication Costs/Documentation/Dissemination	-
3. Consultant Services	-
4. Services	-
Digitization	43,986
5. Subawards	-
6. Other -	
Tuition (no F&A)	-
	-
TOTAL OTHER DIRECT COSTS	**43,986**
H. TOTAL DIRECT COSTS (A THROUGH G)	**103,986**
I. INDIRECT COSTS	
F&A Calculation:	37,434
TOTAL INDIRECT COSTS (F&A)	**37,434**
J. TOTAL DIRECT AND F&A COSTS (H + I)	**141,420**

DIRECT COSTS	**103,986**
Indirect %	**36%**

Lampert Centennial Cost Share

	Year 1 7/1/19 - 6/30/20
A. SENIOR PERSONNEL	
Karla Irwin (15%), Project Mgr.	11,954
Cory Lampert (1%), Co-PI	1,092
	-
	-
	-
TOTAL SENIOR PERSONNEL	**13,046**
B. OTHER PERSONNEL	-
1. Post Doctoral Associates	-
2. Other Professionals	-
3. Graduate Students	-
4. Undergraduate Students	
5. Other	-
Total Other Personnel	**-**
TOTAL SALARIES & WAGES (A + B)	**13,046**
C. FRINGE BENEFITS = 33%	
Karla Irwin (15%), Project Mgr.	3,945
Cory Lampert (1%), Co-PI	360
Post Doctoral Associates (9 or 12 month)	-
Other Professionals	-
Graduate & Undergraduate Students	-
Total Fringe	**4,305**
TOTAL SALARIES, WAGES, & FRINGE BENEFITS (A+B+C)	**17,351**
D. EQUIPMENT	
	-
Post Doctoral Associates (9 or 12 month)	**-**
E. TRAVEL	
1. Domestic	-
2. Foreign	-
TOTAL TRAVEL	
F. PARTICIPANT SUPPORT COSTS	
1. Stipends	-
2. Travel	-
3. Subsistence	-
4. Other	-
E. TRAVEL	**-**
G. OTHER DIRECT COSTS	
1. Materials & Supplies	-
2. Publication Costs/Documentation/Dissemination	-
3. Consultant Services	-
4. Services	-
5. Subawards	-
6. Other -	-
Tuition (no F&A)	-
	-
TOTAL OTHER DIRECT COSTS	**-**
H. TOTAL DIRECT COSTS (A THROUGH G)	**17,351**
I. INDIRECT COSTS	
F&A Calculation:	-
TOTAL INDIRECT COSTS (F&A)	**-**
J. TOTAL DIRECT AND F&A COSTS (H + I)	**17,351**
	-

DIRECT COSTS	**17,351**
Indirect %	**0%**

Form Name:	LVCC Grant
Submission Time:	July 15, 2019 6:19 pm
Browser:	Firefox 67.0 / Windows 8.1
IP Address:	45.49.238.0
Unique ID:	520615034
Location:	

GRANT GUIDELINES AND ELIGIBILITY

ELIGIBILITY & EVALUATION CRITERIA

GRANT CONDITIONS UPON AWARD

APPLICATION AND REVIEW PROCESS

GRANT APPLICATION FORM

PART I. Application Cover Page

Name of Organization	2001 Fremont LLC
Organization's Mission Statement	To renovate and preserve this historic motel/apartment building
Funding Amount Request	101370.00
Authorizing Official	Bobby Kalili
Authorizing Official Title	Principal
Authorizing Official Address	9903 Santa Monica Blvd #961 Beverly Hills, CA 90212
Authorizing Official Title Phone	(310) 666-4900
Authorizing Official Title Email	LasVegasApartmentsLLC@gmail.com
Project Funding Category and Working Title	Historic Preservation of Pool
Project Address (if applicable)	2001 Fremont Street, 89101 las vegas, NV 89101
Assessor's Parcel Number (if applicable)	139-35-802-002
Age of Structure (if applicable)	50 years
Zoning Designation (if applicable)	c2

PART II. Grant Description / Narrative Questions

2. Detail the significance of the project or resource based on its cultural, historic, architectural and/or archaeological quality and significance to the community.	Bringing back historic Safari Motel pool which made Fremont Street famous in the 1950's. A new renovated pool will be a beacon of revival for East Fremont and maintain the historic nature of the property. Fremont street was known for its lovely exposed pools and tilted palm trees which gave each motel a sense of paradise which was visually pleasing as you would drive down the street.
1. Provide a concise description of your project's objectives and timelines. If a preservation project, please include any prior work completed, the specific location on the building that will be affected and what materials will be used in the rehabilitation work. For example, "Wood siding will be glued to repair or replace deteriorated original wood siding on the front façade." Reference the site plans and elevations. Also, include what specific project elements Centennial funds will support.	The pool located in the front which is visible from Fremont Street. We intend to bring back the pool which is currently filled with dirt.
3. Include a listing of project partners, if relevant. List other funding sources, committed and applied for as part of project budget.	Owner will pay cash for their portion of owners contribution.
4. Describe how the funds will be used.	will be post to pay contractors to renovate and restore the pool the way it was in the 1950's.
5. Provide a brief statement of your organization's history and activities. Include your experience successfully managing grants and preservation projects. Include information on any grants previously applied for from the Centennial Commission (amount of funding received; project title; date).	Las Vegas Apartments LLC is the parent company and it has experience in renovating apartments and motels in downtown las vegas.
6. List key project personnel, including consultants, and briefly describe their responsibilities and qualifications.	Bobby Kalili is a manager of Las Vegas Apartments LLC and will oversee the pool renovation.
7. Describe the key activities and associated timeline for your plan.	Pool renovation which will take 6-9 months.
8. If the project is to be phased, please describe each phase.	N/A

9. If applicable, please provide any known project limitations that may affect the project timeline or success (i.e. asbestos; drainage; physical and structural concerns). Include plans for continued project funding and/or maintenance and provide a statement regarding the project's potential for long-term sustainability and success.	N/A
10. If applicable, please provide sustainability plans for financing the operation and/or maintenance of the project at the conclusion of the grant. Describe the final product resulting from your project. Please provide examples of any collateral material produced by your project.	N/A

PART III. . Budget Worksheet

Budget Worksheet File	https://clv-aws-webteam-formstack.s3.amazonaws.com/520615034/55273897_2001fremontstreetpoolrenovationbreakdown.docx

PART IV. Additional Required Documents

Primary Contact Name & Title	Bobby Kalili - Manager
Primary Contact Signature & Date	
Authorizing Official Name & Title	Bobby Kalili Manager
Authorizing Official Signature & Date	

2001 Fremont Pool Renovation Breakdown

Objective: Bringing back historic Safari Motel pool which made Fremont Street famous in the 1950's. A new renovated pool will be a beacon of revival for East Fremont and maintain the historic nature of the property. Fremont street was known for its lovely exposed pools and tilted palm trees which gave each motel a sense of paradise which was visually pleasing as you would drive down the street.

All Electrical and pump	$27,500
Dig dirt, replaster, paint	$42,220
Re-pipe and drain	$22,350
Pool deck	$19,800
Fencing	$14,500
Total	$126,370

Owners Contribution	$25,000
Grant	$101,370

Honorable Members of the Centennial Commission, thank you for the time to present our ideas for preserving a landmark piece of property, The Safari Motel located at 2001 Fremont Street, Ward 3, Las Vegas, Nevada,

I'm Jim White, serving as the director of community affairs with the partners of LVA - Las Vegas Apartments Corporation, LLC.

A Ward three resident, a military veteran and senior citizen engaged with the partners since their first development concept in the Arts District. They are energized, forward-thinking and sustainability focused noting their drive to preserve as much of the foundations history as possible. LVA now has under its belt a few more properties where the residents feel comfortable and safe. With minimum resident departures and eviction. The core humanities philosophy is "How can we help as not landlords, but neighbors?" Surely not your typical business model, yet sustainability is not just an alternative energy driving mission its also a humanities driven lifestyle.

Submitted At Meeting
Date 9/23/14 Item 5 10 & 11
by Jim White

The goals established by your granting our teams to keep vintage and protect the landmark property is important to the partners. Returning the look with added safety and security for our tenants who'll enjoy coming home from a hard days work, or college course. Vintage Upscaling and lifestyle living improvements have been the cornor-stone of LVA's vision statement which is shared I think in your master vision plan for our city. Our ideas seem to catch on as work inspires work, seeing what LVA generates in people with new ideas and design. Like sharing Mom's famous recipe of apple pie with neighbors wherein they share with partners and in this, vintage upscaling becomes a way forward in the East Fremont district. Witnessed by, manifests an economy of vintage upscaling as witnessed in the Arts District project. These techniques bring people together. Beginning with Community Partnerships bringing best ideas forward. I for one believe were at a turning point where; Necessity bred Innovation, in our case adding vintage and historic preservation only adds to the recipe. Thank you all for your continued eye on these projects. I am available to clarify as needed. Salutes, Jim White, For the partners Las Vegas Apartments Corporation.

Form Name:	LVCC Grant
Submission Time:	June 27, 2019 6:55 pm
Browser:	Firefox 67.0 / Windows 8.1
IP Address:	45.49.238.0
Unique ID:	515901153
Location:	

GRANT GUIDELINES AND ELIGIBILITY

ELIGIBILITY & EVALUATION CRITERIA

GRANT CONDITIONS UPON AWARD

APPLICATION AND REVIEW PROCESS

GRANT APPLICATION FORM

PART I. Application Cover Page

Name of Organization	2001 Fremont LLC
Organization's Mission Statement	Renovate and operate 2001 Fremont Street, 89101
Funding Amount Request	109001.00
Authorizing Official	Bobby Kalili
Authorizing Official Title	Manager
Authorizing Official Address	9903 Santa Monica Blvd #961 Beverly Hills, CA 90212
Authorizing Official Title Phone	(310) 666-4900
Authorizing Official Title Email	LasVegasApartmentsLLC@gmail.com
Project Funding Category and Working Title	Sign Renovation
Project Address (if applicable)	2001 Fremont Street, 89101 ,

PART II. Grant Description / Narrative Questions

2. Detail the significance of the project or resource based on its cultural, historic, architectural and/or archaeological quality and significance to the community.	2001 Fremont Street, The Safari Motel, has been a historic landmark property since the beginning days of las vegas
1. Provide a concise description of your project's objectives and timelines. If a preservation project, please include any prior work completed, the specific location on the building that will be affected and what materials will be used in the rehabilitation work. For example, "Wood siding will be glued to repair or replace deteriorated original wood siding on the front façade." Reference the site plans and elevations. Also, include what specific project elements Centennial funds will support.	2001 Fremont Street, known as the Safari Motel. We are seeking a grant to renovate the landmark sign facing Fremont Street
3. Include a listing of project partners, if relevant. List other funding sources, committed and applied for as part of project budget.	not relevant
4. Describe how the funds will be used.	Funds will be used to renovate the sign
5. Provide a brief statement of your organization's history and activities. Include your experience successfully managing grants and preservation projects. Include information on any grants previously applied for from the Centennial Commission (amount of funding received; project title; date).	2001 Fremont LLC is owned by Las Vegas Apartments LLC. We renovate apartment buildings in downtown las vegas.
6. List key project personnel, including consultants, and briefly describe their responsibilities and qualifications.	Bobby Kalili, project mamager responsible for all renovations at the property.
7. Describe the key activities and associated timeline for your plan.	our timeline to renovate the sign is 3-4 months.
8. If the project is to be phased, please describe each phase.	not applicable

9. If applicable, please provide any known project limitations that may affect the project timeline or success (i.e. asbestos; drainage; physical and structural concerns). Include plans for continued project funding and/or maintenance and provide a statement regarding the project's potential for long-term sustainability and success.	not applicable
10. If applicable, please provide sustainability plans for financing the operation and/or maintenance of the project at the conclusion of the grant. Describe the final product resulting from your project. Please provide examples of any collateral material produced by your project.	not applicable

PART III. . Budget Worksheet

Budget Worksheet File	https://clv-aws-webteam-formstack.s3.amazonaws.com/515901153/55273897_blankpage.docx

PART IV. Additional Required Documents

Primary Contact Name & Title	Bobby Kalili
Primary Contact Signature & Date	
Authorizing Official Name & Title	Bobby Kalili Manager
Authorizing Official Signature & Date	

2001 Fremont Street Sign Renovation Breakdown

Objective: Bringing back historic Safari Motel sign which made Fremont Street famous in the 1950's. A new renovated sign and building will be a beacon of revival for East Fremont.

Interior & Exterior Electrical	$43,500
Interior Rust repair & patching holes	$16,900
Foundation repair	$18,000
Paint 4 Coats & sealer	$12,000
Sign lettering	$19,500
Boom rental @500 p/day at 25 days	$12,500
Insurance	$3,800
Total	$126,200

Owners Contribution	$20,000
Grant	$106,200

Boyd
PRODUCTIONS
LLC

August 19, 2019

Proposal Response -180382-PH

Dear Ms. Buford,

Boyd Productions is please to submit its proposal for the production of a documentary covering Las Vegas history from 1920-1930. This is an exciting opportunity. Our team is lined up and looking forward to working on the project.

Collectively, our team has produced more than 50 documentaries for local, national, and international audiences. Many of these documentaries have been historical in nature. Members of our team have been nominated for Academy Awards, Emmys, and George Foster Peabody Awards.

We would be honored to work again with the Commission for the Las Vegas Centennial.

Sincerely,

Jennifer Boyd
Boyd Productions

Proposal for Part II
Las Vegas (1920-1930)
Project Number - 180382-PH

(a) Team Members

Boyd Productions brings to this project a long and reputable track record of producing high quality, historical documentaries for national television. Our team has produced dozens of documentaries and entertainment programming for local public television stations, as well as nationally for American Public Television, PBS, PBS World, the BBC, *American Experience* and National Geographic. These clients can attest to Boyd Productions ability to achieve outstanding, award-winning results on time and on budget. Specific examples of Boyd Productions' historical documentary work with a more localized focus include: *Prohibition*, *The 60's in Connecticut*, *The Blizzard of "78*, *The Toolbox of America, and The City of Las Vegas: The Early Years, 1905-1920*.

We look forward to producing a film for the Commission for the Las Vegas Centennial that will bear our team's trade-marks of the best in historical documentary filmmaking. Each member of the production team shares executive producer/director Jennifer Boyd's commitment to high-production value, story-telling and innovation in filmmaking.

Below are the resumes and bios of individuals who will work on the second installment of the Las Vegas history series. This team has a strong working relationship and a reputation for producing high-caliber films.

Jennifer Boyd – Executive Producer/Director/Company Representative who will handle all business matters
Ken Chowder – Scriptwriter
Cecilia Préstamo- Editor
Catherine Sager – Co-Producer/Project Manager/Commission Contact
Aaron Ardley-Head of Researcher -Las Vegas-based Ph.D. candidate

Note: All members of this team were involved in the first documentary

JENNIFER BOYD – DIRECTOR/EXECUTIVE PRODUCER
Jennifer Boyd is owner of Boyd Productions, LLC. For more than 20 years, she has traveled throughout the world creating documentaries for public television, governmental agencies, corporations, NGOs and non-profits. *Good Morning America* called her most recent documentary, *3 Seconds Behind the Wheel,* "groundbreaking." The documentary is currently in distribution through American Public Television, PBS

International and Amazon Prime Video. Las Vegas project team members Catherine Sager (co-producer) and Cecilia Préstamo (editor) were important contributors to that documentary.

Ms. Boyd has won nine EMMY Awards and has been nominated more than 25 times. She was the Director/Executive Producer of *The City of Las Vegas: The Early Years, 1905-1920*

KEN CHOWDER - SCRIPTWRITER

Ken Chowder has scripted over 30 documentary films (and one feature film) broadcast on PBS, NBC, TBS, Discovery, A & E, and BBC, over a dozen films for the National Park Service, and has published three novels to glittering reviews. His credits include seven films for PBS' The American Experience, one American Masters, and seven National Geographic films. Ken was also the writer of *The City of Las Vegas: The Early Years, 1905-1920*

One of his films was nominated for an Academy Award for Best Documentary, and he's won a Primetime Emmy, the Peabody Award, and the Columbia/DuPont Prize. In addition, his documentaries have been named Best Documentary or Best History Film at many festivals, including the American Film Festival. Mr. Chowder's experience with clients including National Geographic, PBS and the National Park Service will play a central role in the success of this project.

CATHERINE SAGER –PRODUCER/PROJECT MANAGER

Over the course of Ms. Sager's career, she has worked on long and short form television programming for Fortune 100 companies, NOVA, PBS, American Public Television and The Discovery Channel. This work has garnered national awards including a Peabody, Telly and EMMY Awards.

She has worked on numerous historical documentaries for national broadcast, including *MacArthur* for *American Experience*; *Building Big,* a multi-part series on the history of engineering for NOVA; and a one-hour documentary on the history of medicine --- all airing nationally on PBS.

Her one-hour, public television documentary, *Autism: Coming of Age,* was chosen by judges from CBS, NBC, ABC and the PBS *News Hour* as the winner of the 2012 National Institute for Health Care Management Television Journalism Award. Recent recipients of this prestigious award include *Frontline* and *60-Minutes*. The scope of her work covers science, engineering, history, healthcare, and financial services. Ms. Sager was the producer/project manager on *The City of Las Vegas: The Early Years, 1905-1920*

CECELIA PRESTAMO – EDITOR

"Everything around you is telling you a story. You just need to learn how to hear it."

These were the words of Cecilia's childhood piano teacher — as she explained how to use her life experience to find a story. At that time, the story was the music that lives behind the notes on a page. She's been chasing after stories ever since as an editor working on both short and long form television programming.

Ms. Boyd and Ms. Préstamo have collaborated on numerous documentary projects. Most recently they worked together on *The City of Las Vegas: The Early Years, 1905-1920*, *3-Seconds Behind the Wheel* and *The Toolbox of America*.

Each year, Ms. Préstamo edits numerous projects for MIT. Her video, "A Life-Saving Discovery at MIT MechE" won numerous awards. In this documentary short, a supposedly failed experiment became a life-saving discovery by MIT Professor Ioannis V. Yannas and his colleague Dr. John Burke when their search for a better way to treat severe burn victims led to the discovery of organ regeneration - thought impossible by the scientific and medical communities at the time. A link to the MIT project is below: https://youtu.be/n5jp1UI2IwM

Cecilia started her career as a classical pianist. Then she learned to craft stories as a photojournalist, photo editor, as a newspaper graphic designer and projects editor. This diverse background has given her a unique skillset that she brings to her work as a video editor and script supervisor for documentary, narrative and commercial projects.

ASSOCIATE PRODUCER, ARCHIVAL RESEARCHER, PH.D CANDIDATE, AARON ARDLEY

Aaron Ardley, a Ph.D. Candidate at University of Nevada, Las Vegas, will serve as associate producer and lead researcher. Aaron will scour Las Vegas based archives in search of film and photographs to help tell the story of Las Vegas in the years 1920-1930.

Aaron Ardley is currently a PhD student in the history of modern American West at the University of Las Vegas, Nevada. While his research interests are broad, he is primarily concerned with the intersection of geography, urban settlement, resource-use, transportation, and demographic patterns in Southern Nevada and the greater U.S. Southwest. Combining qualitative, quantitative, and spatial research methodologies, Aaron hopes to enrich and expand the historiographical dialogue on the subject, engaging both an interdisciplinary and public audience. Recently, he completed extensive research for the documentary *The City of Las Vegas: The Early Years, 1905-1920* – the first full length treatment of the subject, which premiered on May 15, 2019.

Aaron has been an active member of the U.S. Military. After completing Officer Candidate School, he was commissioned as an Intelligence Officer in the United States Navy, where he rose to the rank of Lieutenant (O-3) before departing in 2011. While on active duty he provided direct intelligence support to Operation Enduring Freedom and Operation Iraqi Freedom, supervising many Intelligence and Force Protection watch duty stations, both from the sea and on the shore in the Middle East.

KEY PERSONNEL TEAM RESUMES:

Jennifer Boyd, President of Boyd Productions- Executive Producer, Director
Jennifer@boydproductions.net
http://boydproductions.net/
860-233-5870

WORK HISTORY

Owner-Boyd Productions, LLC **1993-Present**

Executive Producer/Director/Writer of feature length documentaries, multicamera productions (music, political debates), corporate and educational videos, branded content, social media. Project partners include the City of Las Vegas, PBS, American Public Television, NASA, Lawrence Berkeley Labs, Internet2, Caltech, IEEE, Otis, United Technologies, the State of Maryland, Argonne National Laboratory and the Joint Genome Institute.

Connecticut Public Television

Executive Producer, Local and National Production **2008-2016**
Executive Producer-National Music Unit **2015-2016**

Creator/Executive Producer/Series Producer of National Public Television music series Infinity Hall Live. Interview and concert series (6 Seasons). Distribution in 92% of U.S. Public TV markets, 2 million annual viewers on-line. Experience working with high profile talent. Managed a production team (including staff and freelancers) of 26.

Executive Producer/Producer/Director of local and national documentaries, magazine shows and specials for public television audiences. Managed staff of 7, in addition to 20 plus freelancers.

RECENT PROJECTS

***My Half of the Road* (working title) -In production**

Boyd Productions, LLC Original with funding provided by Travelers and General Motors
Project: Feature length documentary on the impact of distracted driving on cyclists and pedestrians
Title: Executive Producer, Director, Writer

***The City of Las Vegas The Early Years: 1905-1920* (2019)**

Client: Commission for the Las Vegas Centennial
Project: Feature length documentary and vignettes highlighting the early history of Las Vegas
Title: Executive Producer, Director

Maryland Judiciary Access to Justice Self-Help Videos (2018)

Client: Maryland Judiciary
Project: 13 scripted videos on various legal issues for Maryland Judiciary
Title: Executive Producer, Director

***3 Seconds Behind the Wheel* (2018)**

Client: A Boyd Productions, LLC and CPTV/American Public Television partnership project
3 Seconds Behind the Wheel is a documentary and podcast series that follows the lives of eight drivers over 6 months to monitor the often-hidden behavior of distracted drivers. PBS International, American Public Television, Amazon Prime Video Release. http://3seconds.org/

Title: Executive Producer, Director, Writer

***The Toolbox of America,* (2017)**
Client: Telemark Films
Project: This documentary focuses on the birthplace of the American manufacturing system and one city's rise to prominence as the "Hardware Capital of the World," as well as the impact of the Stanley family on American ingenuity – locally, nationally and internationally.
Title: Producer, Director, Writer

HPC Matters Series (2014-2017)
Client: IEEE/ACM – (IEEE is the world's largest technical professional organization for the advancement of science.)
Project: Produced 23 videos for Supercomputing Conferences held in 2014, 2015, 2016, 2017 The videos were utilized on numerous social media platform and shown to thousands of conference attendees.
https://boydproductions.net/videos/ligo-physicists-win-2017-nobel-prize/
Title: Producer, Director, Writer

Vision for a Digital Future (2015)
Client: Internet2 & PBS
Producer/Director
Shot 14,000 feet above the Hawaiian beaches of Big Island, this 4k uncompressed
video project was the first video edited at the newly created Center for Advanced Formats at NPR in Washington, DC
Title: Producer, Director

CPTV/APT/PBS Documentaries (1998-Present)
Producer/Director/Writer of more than 25 documentaries for local and national
public television, and 40 concerts (still in distribution internationally). Nine Emmy Awards. Produced 11 environmental documentaries. Five of those documentaries hosted by Ed Asner.

EDUCATION
Syracuse University, Newhouse School
Cum Laude

ADDITIONAL BACKGROUND
http://www.boydproductions.net/about

Ken Chowder - Scriptwriter

Recent Projects:
1) THE 38TH PARALLEL**, a two-hour documentary for WETA/BBC3 (funded by NEH)**
2) NORMAN MINETA: AN AMERICAN STORY**, one-hour documentary for Bridge Productions, in post-production**
3) CHANGES OF STATE: BLACK DIPLOMATS AND THE FACE OF AMERICA**, a one-hour documentary for Flowstate Films (funded by NEH)**
4) THE CITY OF LAS VEGAS THE EARLY YEARS*: 1905-1920,* **75-minute documentary, Boyd Productions,**

LLC, (funded by the Commission for the Las Vegas Centennial)

Broadcast:
1) JAMESTOWN'S DARK WINTER**, one-hour documentary for WNET and PBS series *Secrets of the Dead*, broadcast on national PBS in 2016**
2) RISING VOICES, **a one-hour documentary for Florentine Films/Hott Productions (funded by NEH, Native American Public Telecommunications fund), broadcast by PBS in 2015**
3) THE LATINO AMERICANS **(co-writer), six-part documentary series by WETA (funded by CPB, NEH, Rockefeller Foundation);** winner, 2014 Peabody Award
4) FREDERICK LAW OLMSTED: DESIGNING AMERICA**, 60-minute documentary by Florentine Films/Hott Productions for WNED, funded by NEH; broadcast on national PBS June 2014**
5) ANITA: SPEAKING TRUTH TO POWER **(co-writer), 90 minute feature documentary by Freida Mock, released in theatres 2013, distributed by Samuel Goldwyn Films**
6) THE WAR OF 1812, **two-hour documentary by Florentine Films/Hott Productions for WETA/WNED, broadcast on PBS in 2012**
7) THE FIRST FREEDOM **(co-writer), 90-minute documentary by Groberg Films for WETA, broadcast on PBS in December 2012**
8) HAVE YOU HEARD FROM JOHANNESBURG? **(co-writer), seven-part, ten-hour series by Clarity Films (funded by NEH, Ford Foundation, NEA, MacArthur Foundation)**
Winner, Primetime Emmy for Exceptional Merit in Documentary Filmmaking, 2012
I.D.A. Award, Best Documentary Series
Winner, Best Documentary Feature (Vancouver Film Festival; National Film Board of Canada)
Winner, Best Documentary Feature (Pan-African Film Festival)
9) THROUGH DEAF EYES, **two-hour documentary by Florentine Films for WETA (PBS)**
Winner, duPont/Columbia Award 2008
Winner, Erik Barnouw Prize 2008
10) ANNIE OAKLEY**, one-hour documentary by Riva Productions for *The American Experience* (WGBH)**
11) DRAWN FROM NATURE: THE LIFE OF JOHN JAMES AUDUBON**, one-hour documentary by Florentine Films/Hott Productions for *American Masters* (WNET – PBS)**
12) THE SHAPE OF LIFE**, National Geographic/Sea Studios series (PBS), scripted two of seven parts**
13) THE AMERICAN DREAM **(co-writer), five-hour documentary series for Discovery/BBC**
14) THE RETURN OF THE CUYAHOGA**, one-hour documentary by Florentine Films (PBS)**
15) NIAGARA FALLS**, 1-hour documentary by Florentine Films/Hott Productions for WNED (PBS)**
16) JOHN BROWN'S HOLY WAR**, 90-min. documentary by Robert Kenner for *American Experience* (PBS)**
17) THE HARRIMAN ALASKA EXPEDITION RETRACED**, two-hour documentary by Florentine Films/Hott Productions (PBS)**
18) INFLUENZA 1918**, a one-hour documentary by Kenner Films for *The American Experience* (PBS)**
19) HUBBLE AND BEYOND**, one-hour documentary for National Geographic Channel (NGC)**
20) DON'T SAY GOODBYE: AMERICA'S ENDANGERED SPECIES**, one-hour *National Geographic Special* (NBC)**
21) DEFENDING EVERYBODY: THE STORY OF THE ACLU**, one-hour documentary by Florentine Films (PBS). Golden Apple, Nat. Educational Film Festival**
22) **THE BOYHOOD OF JOHN MUIR**, 90-minute dramatic film by Florentine Films (PBS). Gold Hugo (Best Children's Feature Film), Chicago Television Festival; Silver Award (Best Adult Feature Film), Charleston Television Festival
23) TREASURES OF THE LIBRARY OF CONGRESS**, 1-hour film by Wentworth Films, (PBS)**
24) THE LAST TSAR**, one-hour *National Geographic Special* (NBC)**
25) DINOSAUR HUNTERS**, one-hour National Geographic *Explorer* (TBS)**

26) THE PEOPLE'S PLAGUE: TUBERCULOSIS IN AMERICA**, series of two one-hour documentaries by Florentine Films (PBS)**
27) THE LOST FLEET OF GUADALCANAL**, 105-minute National Geographic *Explorer* (TBS)**
Gold Award, WorldFest Film Festival – Best Documentary
Best Documentary Feature, Hong Kong Film Festival/Script nominated for Humanitas Award
28) KNUTE ROCKNE**, one-hour documentary by Florentine Films for *The American Experience* (PBS). Golden Apple Award, National Educational Film Festival**
29) WILD BY LAW**, one-hour documentary by Florentine Films for *The American Experience* (PBS)**
Nominated for Academy Award -- Best Documentary Feature
Telluride Film Festival; CINE Golden Eagle Award
30) THE WILDERNESS IDEA**, 1-hour documentary by Florentine Films for *The American Experience* (PBS)**
Blue Ribbon (Best History Film), American Film Festival
Golden Apple Award (Best History Film) Nat. Educ. Film Fest.
Golden Gate Award (Best History Film), San Francisco Film Festival
Golden Plaque (Best History Film), Chicago Film Festival
31) SIBERIAN SOUL ON ICE**, half-hour National Geographic *Explorer* (TBS)**

National Park Service Films:
1) River Raisin National Battlefield Park — in progress (Monroe, Michigan)
2) Cabrillo National Monument — in progress (San Diego, California)
3) Tuskegee Airmen National Historic Site (Alabama)
4) Ulysses S. Grant National Historic Site (Grantwood Village, Missouri)
5) Appomattox Court House National Historical Park (Virginia)
6) Lowell (Massachusetts) National Historic Park
7) World War II Valor in the Pacific National Monument (Pearl Harbor, Hawaii)
8) Klondike Gold Rush National Historical Park (Skagway, Alaska)
9) Klondike Gold Rush National Historical Park (Seattle)
10, 11) Fort Donelson (Tennessee) National Battlefield (two films: one in 2002 and one in 2012)
12) Fort Scott (Kansas) National Historic Site
13) Gettysburg National Military Park (Pennsylvania)
14) Fort McHenry National Monument and Historic Shrine (Maryland)
15) Kings Canyon National Park (California)

SCRIPT CONSULTANT **credits include:** TYPHOID MARY**, one-hour *NOVA* program (PBS);** REBUILDING THE TEMPLE: CAMBODIANS IN AMERICA**, award-winning documentary by Florentine Films;** THE SECRET LIFE OF A GEISHA**, documentary by A&E**

PRIZES & AWARDS: National Endowment for the Arts Fellowship (twice)
Ingram Merrill Foundation Fellowship (twice)
Ludwig Vogelstein Foundation Fellowship
Shifting Foundation Fellowship
Artists Foundation Fellowship
Oregon Arts Commission Grant
Mary Roberts Rinehart Foundation Fellowship
Harper-Saxton Prize
O. Henry Prize
NEA-PEN award (twice)
Pushcart Prize

ARTIST RESIDENCIES: Djerassi Foundation (eight times); Yaddo(twice); MacDowell Colony (three times);

Catherine Sager –Producer/Project Manager

Awards:
New England Emmy Award, Telly Awards, 2012 National Institute for Health Care Management Foundation Television Journalism Award (Recent recipients include *Frontline* and *60 Minute.*)

Professional Experience: Select Credits

Producer, Corporate Liaison / Boyd Productions 2017-2019
Producer/Project Manager *The City of Las Vegas The Early Years: 1905-1920.* Managed all aspects of production and project management. Produced and project managed Maryland Judiciary Access to Justice Self-Help video series. Managed script re-write, production, scheduling, casting, point person for Maryland Judiciary. Co-produced public television documentary "*3 Seconds Behind the Wheel*" for distribution nationally by American Public Television/PBS International/Amazon Prime Video.

Producer, Director, Writer / Veritech Corporation 2016
Easter Seals: Many Faces of Caregiving Study/MassMutual
Produced, directed, and wrote educational outreach video about Easter Seals' recent caregiving study. The study and the video were funded by MassMutual. The video will be shown at public events to raise awareness about caregiving issues. Managed project from start to completion. Oversaw all aspects of pre-and post-production: budgeting, scouting locations, creating production schedule, booking crews, supervising production team, directing shoots, conducting on and off-camera interviews, interfacing with client to assure scripts were on-target, color-correction, graphics production, music composition, distribution, and promotion.

Producer, Director, Writer / Veritech Corporation
Educational Outreach Videos **MassMutual** 2010 –2016
Produced, directed, and wrote educational outreach videos for consumer market. Topics range from special needs issues to planning for college. Took leadership role developing programs. Supervised pre-production and post-production. Supervised creative support staff. Directed field shoots. Conducted on and off-camera interviews. Supervised studio shoots. Tracked budget expenditures. Oversaw graphics and music composition.

Producer, Director, Writer / Veritech Corporation
"Autism: Coming of Age" **American Public Television** 2009-2010
Produced, directed, and wrote one-hour documentary for national broadcast exploring the impact of U.S. health care policy on adults with autism. **2012 Winner of the National Institute for Health Care Management Foundation Television Journalism Award.** Managed television production from start to completion. Developed show concept. Hired top-notch creative support team. Cast participating families. Conducted on-camera interviews. Directed field shoots, including multiple re-creations. Oversaw post-production, music, and graphics. Worked closely with broadcast distributor to assure compliance with editorial and technical standards.

Director, Co-Producer / Boyd Productions
"Parents and Teens: Behind the Wheel" **Americana Public Television** 2007-2008
One-hour **New England Emmy Award**-winning documentary distributed nationally by American Public Television. The program explores how families address the issue of teen driving. Supervised pre-production and production. Generated stories ideas. Directed field production, including multiple re-creations. Conducted on and off-camera interviews. Assisted with program promotion.

Producer, Director, Coordinating Producer / Horizon Entertainment
"House Detective" **Home and Garden Television** 2001-2006
Created production and post-production schedule for long-running, half-hour, reality-based television series. Oversaw production and post-production schedule to assure delivery of series on time and on budget. Developed story ideas. Booked crews. Scouted locations. Managed team of freelance producers and writers. Directed field shoots. Conducted on and off-camera interviews. Managed client deliverables. Assisted with project budgeting.

Producer, Director, Writer / Summer Productions
"Battling for Babies" **Discovery Health** 2000
Nominated for Discovery Health's "Best of Award." Battling for Babies was one of five, one-hour, documentaries in Discovery Health's popular *Nurses* series. *Battling for Babies* takes viewers behind closed doors in the Obstetrics and Neonatology Wards at Johns Hopkins Hospital where the best and the brightest fight to keep babies alive. Shot 2nd camera. Developed storyline. Managed production team. Wrote script. Oversaw post-production. Interfaced with client, internal management, and support staff. Assisted with program promotion.

Field Producer / Hedrick Smith Productions
"Critical Condition" **PBS** 1999-2000
Four-part series examining the quality of health care delivery in the United States. Developed and researched stories. Booked crews. Directed field shoots. Wrote show segment. Played key role in high-pressure investigative reporting series. **Nominated for an Emmy.**

Associate Producer, Proposal Writer / Production Group
"Building Big" **NOVA** 1996-1999
Five-part series hosted by acclaimed author David Macaulay about engineering projects throughout history that have pushed the limits of science. **George Foster Peabody Award** winner. Managed international production schedule with complex needs. Developed stories. Researched and wrote film treatments. Played key role in writing successful National Science Foundation (NSF) proposal. Project awarded a $3 million grant by NSF. During this period, also worked on public television documentary on the history of Medicine and "American Experience," *MacArthur* with Production Group colleague, Sarah Holt; Holt Productions.

Education: B.A. Communications, Hampshire College, Amherst, MA

Cecilia Préstamo -Editor

Video Editor / Producer

Adobe/ Avid / Premiere Pro — Freelance 2001 - to present . Clients include Boyd Productions, MIT, Connecticut Public Television, Providence Journal, Otis and United Technologies.

Awards

"Paid for By" Episode I — Pushback Films, political advertising comedy Web Series Best Editor in a Web Series — **2018 New York City Independent Film Festival**

"Hope Regenerated — A Life-Saving Discovery at MIT MechE" Massachusetts Institute of Technology, **2016 New England Emmy Award — Health / Science Program Special**

"The War on Terror: Coming Home" The Providence Journal and WSBE (RI PBS) **2011 Regional Edward R. Murrow Award — News Documentary**

"A 'Housing First' Solution to Chronic Homelessness" **The Providence Journal, 2012 *Editor & Publisher* — Best Enterprise / Investigative Video Award**

"Marathon Man" The Providence Journal, 2010 **New England Emmy Award — News Specialty Report: Sports News**

Video Editor and Digital Script Supervisor
Film / Television / Commercial / Corporate

2019 – *Las Vegas The Early Years: 1905-1920*- Dir. Jennifer Boyd, Boyd Productions. The City of Las Vegas

2018 "3 Seconds Behind the Wheel" - Dir. Jennifer Boyd, Boyd Productions. PBS International/Amazon Prime Video release.

"Christopher Kimball's Milk Street"- Dir. Jan Maliszewski, Exec. Prod. Stephanie Stender, DGA Productions (TV)

2017/18 "Paid For By"- Dir. Dawn Smith, Prod. Devra Sari Zabot, Pushback Films (Pilot, EP2 - Web Series)

2017 "Rest" — Dir. Joan Cassin, DP Matt Dorris, 1st AD Vladimir Minuty, Prod. Diana LaBrecque (Short Film)

2016 "Roche Bros" - Dir. Benjamin Zidel, DP Nick Kolinsky, Producer Alecia Orsini, Good Natured Dogs (Corporate)

2016 "Midnight Rebel" — Dir. Scott Lebeda, DP Nick Kolinsky, Producer Alecia Orsini, Good Natured Dogs (Short Film) 2016 "Snowflake" — Dir. Cate Carson, DP Joseph Lavallee, Producer Kristen Lucas

(Short Film) 2016
"The Audit" — Dir. Marcus Slabine, DP Benjamin Heald, Producer David Morwick (Short Film)

2015 "Hedgehog" — Dir. Lindsey Copeland, DP P.H. O'Brien, Producer Sally Northrop (Feature Film)

2015 "It's Not Funny Anymore" — Dir. Mark Phinney, DP P.H. O'Brien, Producer Sally Northrop (Feature Film) 2014/15

Journalism

The Providence Journal and The Sunday Providence Journal 1998 – 2012

Video Editor / Producer and Manager of Video Department **(**2009 – 2012) Managed the operation of video production for the Visuals Department — trained staff, assigned daily and long-term stories, coordinated coverage with other departments, and monitored metrics. Primary editor for breaking news videos and the Producer / Editor for special multimedia projects.

Project Editor and Page Designer / Photo Editor for Sunday editions (1998 – 2009) Developed long-term projects — collaborating with section editors, reporters, photographers and illustrators for the Sunday

Edition and Special Projects. Originated illustration concepts, edited photographs and designed the Sunday A section and weekly Issues & Ideas commentary section.

The Hartford Courant 1990 – 1998

Assistant Photography Editor and Designer / Features (1996-1998) Photo Editor and Designer for all Feature sections, including weekly Travel and Food covers. Creative producer for section front photo illustrations and director of photo studio shoots.

Staff Photojournalist (1990-1996) Produced and shot the daily coverage for the city of Hartford and five neighboring towns.

Education
Ohio University — Master of Arts in Photojournalism **University of Miami —** Bachelor of Music in Applied Piano

---

Aaron Ardley-Head of Research/Associate Producer

SUMMARY OF EXPERIENCE

Second-year PhD student in History, North American West, Modern Period. Primary research interests in geography, resource-use, transportation, and demographic patterns in Southern Nevada and the U.S. West. Working part-time as professional and volunteer in various historical, education, and media fields, to include recent research work on the documentary *The City of Las Vegas: The Early Years, 1905-1920*. Former commissioned military intelligence officer with proven stand-out leadership and organizational

skills in research, analysis, writing, presentation, and teaching in the fields of history, international affairs, threat analysis, and ESL.

EDUCATION

• **PhD, History, University of Nevada, Las Vegas – Expected Completion: Dec 2021**
- Concentration: North American West; North American History since 1850
  - Research Areas: Environmental History, Urban Development, Demographics, Nevada
  - Minor Field: Public History – Archival Science, Museums, Media

• **Master of Arts (M.A.), History,** American Military University, 05/2009
  - Concentration: Global History; 4.0 GPA, *with Honors*

• **Bachelor of Science (B.S.), Political Science,** Arizona State University, 12/2002
  - Barrett Honors College, 3.77 GPA, *Magna Cum Laude*; Minor: Philosophy
    - Honors Thesis: *Torture and the Rights of Citizens and Humanity: A Conceptual History*

• **Other Coursework**
  - 16 credit hours MA in Teaching, Western Governor's University, 2016-2017
    - 19 credit hours PhD in International Relations, Arizona State University, 2012-2013

• **Awards**: Phi Beta Kappa Society, Delta Epsilon Tau International Honor Society, ETS Praxis Excellence, WGU Excellence, National Society of Collegiate Scholars, Golden Key International Honour Society, ASU Scholarship; GRE Verbal 169/170, Analytical 6.0/6.0

TEACHING/RESEARCH EXPERIENCE

• **Documentary Researcher**, *The City of Las Vegas: The Early Years: 1905-1920,* Boyd Productions, Dec 2018-Feb 2019
- Primary researcher for 1000s of image and text sources on first full-length feature documentary chronicling the early years of the city, funded by LV Centennial Commission

• **Substitute Teacher, Teaching Assistant,** Faith Lutheran High School, American Government and History, Spring 2017-Present

• **Private Tutor**, high school/adult: AP World History, AP Geography, American History, English, Literature, Essay-Writing, English as a Second Language, Sociology, Test-Prep, PRAXIS, SAT, and Spanish; 2016-Present

• **Teaching and Research Associate**, Arizona State University, Political Science, 2012-2013
  - Collaborated with faculty on research projects; managed online courses; lectures, grading

• **ESL Instructor** – Teaching English as a Foreign Language (TEFL) Certified with Via Lingua, 2003
  - Volunteer English instructor/tutor with Imagine Schools, Tempe, AZ, assisting with language development for Phoenix-area refugee communities, 2012-2015
  - English instruction/tutoring experience in Spain, Russia, Finland, 2003-2005

MILITARY EXPERIENCE

• **Naval Intelligence Officer** (1830), United States Navy, 11/2005 – 09/2011
- Rank at discharge: Lieutenant/O-3; Civilian Grade Equivalent: GS-11

- **CP/WMD Issue Manager** (DXI-4), Defense Intelligence Agency, 2010-2011

- **Intelligence Operations Officer** (J2), Chief Intelligence Advisor to 2-Star Security Assistance Organization (SAO), United States Military Training Mission to Saudi Arabia, 2008-2010

- **Assistant Intelligence Officer** (N2A), Amphibious Squadron One, 2006-2008

- Collateral: Special Security Officer (SSO), Intelligence Collections Manager

• Qualified as Information Dominance Warfare Officer after successful completion of Naval Intelligence Professional Qualification Program, October 2010

• Cleared by US Government for Top Secret information and granted access to Sensitive Compartmented Information based on Single Scope Background Investigation, June 2006

• Awards: Commissioned Officer of the Year, Saudi Arabia, 2009; Joint Service Commendation Medal (2), Joint Service Achievement Medal (2), Navy/Marine Corps Achievement Medal

SERVICE

• Archives, Education, Special Event Volunteer, **Nevada State Museum**, Las Vegas, 2018-Present

• Site Steward, Nevada State Historic Preservation Office **(SHPO)**, Lincoln County, 2017-Present

• Community Outreach, Front Desk, **Volunteers in Medicine Southern Nevada**, 2016-Present

• National Weather Service, SKYWARN Storm Spotter, 2016-Present

• Travel Grant Program Application Reviewer for ASU Graduate and Professional Student Association – reviewed and graded 100+ applications for travel grants, 2012-2013

LANGUAGES

• Spanish: Advanced proficiency
- Defense Language Proficiency Test Score Level 3 (max. tested level), 2006

• French, Russian: Intermediate Beginner proficiency

• Portuguese, Romanian: Beginner proficiency

PROFESSIONAL ASSOCIATIONS

• American Historical Association (AHA), 2017-Present

• American Society of Environmental History (ASEH), 2017-Present

• Western History Association (WHA), 2017-Present

• Southwest Oral History Association (SOHA), 2017-Present

• National Council on Public History (NCPH), 2018-Present

• Nevada Historical Society, 2018-Present

END OF RESUMES

(b) <u>Timeline</u>

October 2 – City Council Ratifies Documentary Part II

October (3rd – 7th Window) - Contact fully executed /Writer, Ken Chowder, Producer, Catherine Sager and Associate Producer/researcher, Aaron Ardley begin story development and archival image research. Research to include kickoff meeting with commission. Boyd Productions to discuss narrative elements, interview subjects, archival assets, etc. Following kick off meeting, Boyd Productions will seek written approval of some story elements presented in proposal in order to move research and story development forward. Research includes delving into oral history, newspaper, film and video archives to discover stories and memorable visual moments, as well as talking with historians, writers, members of the community and ancestors of notable families to develop a more comprehensive narrative. Possible "call for family photos/film" published in local media.

November 15th- Story outline of show including experts to be interviewed delivered to Commission.

November 20th – Commission Comments on story outline due

December 4th – Final story outline presented, as well as list of recommended interview subjects and shooting locations.

December 6th – Commission approval of final story outline, interview subjects, locations.

Dec 9-20-Interviews filmed on location. Transcripts provided to writer.

December 20-Majority of footage and still photos identified and available. Additional family/community images may need extra time for transfer.

Dec. 21 – January 31 –Script Writing

Feb 1-5-Cecilia does an audio off-line of 1st draft script. Note: This is only to determine flow early in the process. Interview ONLY. No narration.

Feb. 5-14-Script tweaked based on sound track.

February 14th – Script submitted for Commission approval.

February 19– Commission comments due on script

February 20- Feb. 25 – Script revisions
(Possible hold for Cecilia to confirm suggested changes work before submitting to Commission)

Feb. 25th – Submit 2nd draft script

Feb. 28 – Commission Approval of 2nd draft due

March 2-6 – Script adjustment made, narration recorded, assets delivered to editor

March 9-April 13 (5 weeks)-Editing, sound design, graphics

April 13th –1st cut submitted to commission

April 14- Edit of :30 second promo

April 15th – Commission comments due

April 16-22-Address any issues, finish edit (1 week)

April 23-2nd cut submitted to commission

April 27-Commission notes on 2nd/ final edit.

April 28-30th-Final issues addressed before picture lock.

April 30-Lock picture, files sent for captioning

May 1-Vignettes scripts delivered to commission

May 1- 8 Color correction, Audio Mix

May 8 -Deliver fine cut to commission for final review, noting that picture lock as already occurred.

May 10-Commission feedback on final doc AND VIGNETTES

May 11- Minor issues addressed

May 14-Files delivered for screening, streaming and broadcast

May 15th -Premiere Event

May 29th-Vignettes lifted from show, delivered

(c) Deliverables

1) Monthly Progress Reports
2) Story Outline and Revisions as needed
3) Creative Design
4) Final Approved Script
5) 1st Cut
6) 2nd Cut
7) 10 Vignettes pulled from the longer documentary
8) Archival Source Documentation
9) Final show master: Apple Pro Res 422LT or H262 at 720p at 59.94 fps

In addition, we would like to create a 30-second promo for the documentary

(d) Payment Schedule

Upon execution of contract	$50,000
Commission acceptance of outline	$20,000
Commission acceptance of final draft script (noted as 2nd draft in time line)	$50,000
After Commission Rough Cut Comments	$40,000
Commission Acceptance of Final Film, Vignettes and Raw Content, Blue-Rays	$40,530

(e) Conceptual Outline/Potential Expert Interviews

Las Vegas 1920-1930
The Economic Hope for the Dam

Part II of the Las Vegas documentary series will cover the time frame between 1920 and 1930, looking at the events that influenced the building and development of the City over the decade. We will look at the challenges faced and the strides made. The film, with a running time between 75-90- minutes, will both educate and inspire, laying the groundwork for a better understanding of Las Vegas history and how it grew. Ten 2 to 3 - minute vignettes will be drawn from the longer film, highlighting key moments.

The stories and archives of founding families that helped shape the City will play an increased role in the chronicling of this decade. These stories will enhance the human element, helping viewers understand what it was like to live in Las Vegas at the time and how the city evolved into what it is today. We will delve into oral histories, newspaper archives, and still photo and film libraries to discover stories and memorable visual moments. We will talk with historians, writers, members of the community and ancestors of notable families to develop a more comprehensive narrative.

Boyd Productions' award-winning team will weave together a dynamic film that will be brought to life through an intensive research process, expert interviews, archival still images, rare film clips, customized sound design and graphics. An original music score will provide an emotional foundation, lifting the audience and carrying them from one scene to the next.

Below is a proposed conceptual outline of some of the stories that may be explored. Shortly after the award of the contract, Boyd Productions would like to hold a brainstorming session with Commission members and consultant/historians to discuss key focus areas, eliminating stories they would rather not include and adding those that may have been overlooked in this outline.

1) **Open: Set the Stage**: At the start of the roaring 20's, there were only 2,304 people living in Las Vegas. In 1926, the *Las Vegas Review* described the great potential of the city, "Las Vegas is in the center of millions of acres of undeveloped lands and the hub of a rich mineral territory. It is likely to become one of the great cities of the west." But Las Vegas still faced many challenges. Mining, agriculture and livestock were hit hard by a changing economy. Trouble brewed for the railroad, and the heat and dust of this small desert town, continued to impact everyday life. There were, however, glimmers of hope. The prospect of a dam could change everything.

2) **WAC Bows Out**– The 1920's were a time of uncertainty and strife for the railroad community in Las Vegas. In the spring of 1921, William Andrews Clark sold his shares in the San Pedro, Los Angeles & Salt Lake Railroad to Union Pacific. As far as Las Vegas was concerned, Union Pacific adopted what historian Ralph Roske called "apathetic neglect." We will explore what life was like for those in the railroad community in the 20's. Where a mix of Union Pacific executives and workers from many walks of life kept the railroad town afloat. Through news reports and personal stories of railroad workers, we will explore the strike of 1922 and its impact on Las Vegas.

3) Water Wars - For the most part, Union Pacific and the Las Vegas Land and Water Company controlled the water and therefore development in Las Vegas. Much of the town rose up to support the railroad

strikers and would rise up again against Union Pacific to demand a better water supply. We will look at the ongoing battle for control of water and how it impacted the City.

4) A Land of Opportunity – Many, like James Cashman, saw opportunity in Las Vegas. He moved here in the early 20's from Searchlight, bringing his car business with him. His garage was attached to the Overland Hotel at Main and Fremont Streets. He knew the town from his early days as a 19-year-old-waiter and dishwasher at a railroad camp in 1904. We will follow Cashman's story – he was elected county commissioner in 1920 and was a member of the League of the Southwest. As county commissioner, he was involved in creating what is now Rt. 15 to California. Until 1927, the major road through the Southwest bypassed Las Vegas. We will explore the infrastructure that grew during this time frame and the ground work it laid for the future. As a member of the League of the Southwest, Cashman was also instrumental in getting Congress to fund the Hoover Dam.

5) The Promise of the Dam: Las Vegas needed an economic boost to thrive and the prospect of the Boulder Dam was the great hope. Along with Cashman, some of Las Vegas' founders got involved early. Governor Emmet Boyle appointed business leaders Ed Clark and JP Squires to the Colorado Commission, formed in 1921. People were dreaming big. Las Vegas was to be the central distribution point, home to thousands of workers who would all need somewhere to live. There was money to be made. Cashman would purchase rights to the Caterpillar franchise, and sell the tractors used to build the dam. But as plans for the Dam were getting off the ground, in became clear Las Vegas lacked the infrastructure to support rapid growth, including adequate sewers and schools. Las Vegas was also known for thumbing its nose at prohibition, an act not looked kindly upon in Washington. We will seek out personal stories that reflects the promise and challenges presented by the early prospect of the dam.

6) The Prohibition Era –Life for Sheriff Sam Gay got a little more complicated in the 20's. He was never entirely on board enforcing either State or Federal prohibition laws. But when the Nevada State legislature overturned the 4-year prohibition law in 1923, Las Vegas openly flaunted the consumption of alcohol. Throughout the 20's there were Federal raids, and at one point, the doors of some of the most popular clubs, like the Colorado Club, The Arizona Club and the Arcade, were padlocked. Las Vegas, some worried, was getting a bad reputation.

Lorenzi Lake Park resort was an infamous spot where socialites would go to ignore prohibition. The park was a mix of everything Vegas. Founder Frank Lorenzi moved to Las Vegas is 1911 drawn by the allure of an abundance of artisan wells. He bought an 80-acre site two miles from the railroad tracks and found enough water to create a lake resort where people would gather to enjoy rowboats, prize fights, horse races and dance contents. There were several lakes and in the middle of each was an island were the alcohol was served. It was a lush oasis speakeasy in the middle of the desert.

Las Vegas' defiance of prohibition was from the top down. In 1928, Las Vegas Mayor Fred Hesse and local bootlegger James Ferguson were nabbed in a raid on Block 16.

7) Technology and Entertainment: One Step Closer to the Vegas We Know
May 23rd, 1926 marked the start of daily passenger air service to Las Vegas, setting the ground work for tourism to come. Airmail service between Los Angeles, Las Vegas and Salt Lake began a month earlier. The *Review* said, "The value of airmail to Las Vegas cannot be overestimated…Las Vegas will be the only regular stop on the new commercial airway, which will…place Las Vegas…definitely on the air map of the country." Also new on the scene: air-conditioning, popular eateries such as the Oasis, the Beanery,

talkies at the El Portal Theater, the first golf course, and the rise of resorts like Twin Lakes, equipped with a trap door to hide the whiskey and beer if the police showed up.

8) December 21st 1928 – A Cause for Celebration
With the passage of the Boulder Canyon Project Act authorizing the construction of the Hoover Dam, everything changed in Las Vegas. This was the economic boom that would drive the future. The City celebrated with a parade and the trains whistled all day. Available land downtown started selling for fifteen to thirty thousand dollars and Union Pacific connected its Las Vegas tracks with Boulder City. This was a game changer. We will explore what the Hoover Dam meant for the future of Las Vegas, and how the great Depression, which began in 1929, set the city apart from the rest of the country. For Las Vegans, it was a time of hope for a prosperous future, while the rest of the county faced deep economic turmoil.

Important Note for consideration: Part I ended with the future about to arrive, especially water. Part 2 would then end on almost the same note, with water ABOUT to arrive. However, if we changed the timeline so that the story ended in 1933, we would have legalized gambling and finished dam- big events for a buffo ending. Even if we changed it to 1931, that would help. The town that had depended on railroads for its lifeblood was now going to get a transfusion from a very different source…and the small city in the desert was about to become... Vegas.

Potential Interviews:
Michael Green - Associate Professor, University of Las Vegas
Joanne Goodwin – University of Las Vegas (Helen Stewart and Suffragette Movement)
Geoff Schumacher – Writer, Historian and Museum Executive
Bob Stoldal – Historian
Joan Whitely – Author: *Las Vegas Before the Future Found Us*
Joe Thomson – Ph.D. Dissertation Candidate – UNLA (Las Vegas 1904-1911)
Claytee White – Director, Oral History Research Center, UNLV

PROFESSIONAL SERVICES CONTRACT
FOR HISTORICAL DOCUMENTARY FILMMAKING SERVICES
PART II LAS VEGAS 1920-1930

THIS CONTRACT is being entered into this _____ day of _____, 2019, by and between the COMMISSION FOR THE LAS VEGAS CENTENNIAL (hereinafter the "Commission"), a non-profit organization having its principal office at 495 South Main Street, Las Vegas, Nevada 89101, and BOYD PRODUCTIONS, LLC, (hereinafter the "Company"), a Connecticut limited liability company having its principal office at 52 Wells Road, West Hartford, Connecticut 06107.

SECTION A – Contract Overview

A-1 Summary of Contract [CAO-06/20/19]

This Contract sets forth the terms and conditions for the performance of services described herein, and the execution hereof by the parties hereto forms a legally binding contract. This is a Non-Exclusive Contract.

(a)

Contract Synopsis The legally binding Statement of Work is more fully defined in Section C	Historical Documentary of Las Vegas, Part II of the Las Vegas documentary series, which will cover the time frame between 1920 – 1930. Looking at the events that influenced the building and development of the City over the decade.		
Performance Dates The Performance Period is more fully defined in Section A-2	**Award Date** See first paragraph	**Expiration Date** June 30, 2020	
Contract Type As defined in Section B-1, "Definitions"	The contract type is *Firm Fixed Price* or *Lump Sum Contract*		
Contract Amount This Not-to-Exceed Amount is subject to Section C-2	$200,530.00		

(b)

Contract Exhibits / Attachments The following documents are hereby incorporated into this Contract
Exhibit A - Scope of Work Attachment 1 - Certificate of Disclosure

(c)

Commission Project Manager See Section D-4, (a)	**Name** Michael Howe	**Phone** 702-229-6821	**Email** mphowe@LasVegasNevada.GOV
Company Representative See Section D-4, (b)	**Name** Jennifer Boyd	**Phone** 860-233-5870	**Email** Jennifer@boydproduction.net

A-2 Performance Period

(a) The performance period commences on the Award Date and continues through the expiration date, unless extended in writing in accordance with Section E-13 "Modification/Amendment".

(b) The Commission may at its sole option extend the contract for the periods set forth above. The Commission shall provide written notice to the Company of such extension(s), and the Company may not assume an automatic renewal. Exercise of an option does not commit the Commission to exercise further options.

(c) The Commission reserves the right to exercise an option to temporarily extend this Contract for up to one hundred eighty (180) calendar days from the expiration date, for any reason.

SECTION B – Basic Terms

B-1 Definitions [CAO-06/20/19]

The following definitions apply to this Contract:

(a) *"Award Date"* means the date that a Contract becomes effective. It is the date entered into the first paragraph of a Contract upon execution by an authorized representative of the Commission.

(b) *"Contract"* means this document, consisting of Sections A through E, which is binding and effective only upon execution by the Commission.

(c) *"Contract Amount"* means the maximum amount of compensation that may be paid to the Company for performance of the Contract, which includes, without limitation, compensation for all direct and indirect expenses.

(d) *"Deliverable"* means any report, software, hardware, data, documentation or other tangible item that the Company is required to provide to the Commission under the terms of the Contract.

(e) *"Firm Fixed Price* or *Lump Sum Contract"* means a contract that provides for a firm price that is not subject to any adjustment on the basis of the Company's cost experience in performing the Contract.

(f) *"Labor Hour Contract"* means a contract that provides for payment of labor worked at fixed hourly rates by labor category in performing the contract. The Contract price is established at a not-to-exceed amount.

(g) *"Non-Exclusive Contract"* means a Contract under which the Commission agrees to obtain some, but not necessarily all, of the Commission's requirements for a particular service.

(h) *"Time and Material Contract"* means a contract that provides for payment of labor worked at fixed hourly rates by labor category and the payment of materials that were used or consumed directly in connection with performing the contract. The Contract price is established at a not-to-exceed amount.

SECTION C – Statement of Work

C-1 Scope of Work

(a) Services will be provided in accordance with the Scope of Work attached as Exhibit A.

C-2 Deliverables/Schedule/ Payment Schedule

The Company shall provide the following Deliverables in accordance with the following delivery schedule and the Commission shall pay the following amounts, which shall include all incidental expenses, in accordance with Section D-2 "Payment".

a.) <u>Baseline Schedule*</u>

October 2, 2019 – City Council Ratifies Documentary Part II

October (3 – 7 Window) - Contact fully executed /Writer, Ken Chowder, Producer, Catherine Sager and Associate Producer/researcher, Aaron Ardley begin story development and archival image research. Research to include kickoff meeting with commission. Boyd Productions to discuss narrative elements, interview subjects, archival assets, etc. Following kick off meeting, Boyd Productions will seek written approval of some story elements presented in proposal in order to move research and story development forward. Research includes delving into oral history, newspaper, film and video archives to discover stories and memorable visual moments, as well as talking with historians, writers, members of the community and ancestors of notable families to develop a more comprehensive narrative. Possible "call for family photos/film" published in local media.

November 15 - Story outline of show including experts to be interviewed delivered to Commission.

November 20 – Commission Comments on story outline due

December 4 – Final story outline presented, as well as list of recommended interview subjects and shooting locations.

December 6 – Commission approval of final story outline, interview subjects, locations.

December 9-20-Interviews filmed on location. Transcripts provided to writer.

December 20-Majority of footage and still photos identified and available. Additional family/community images may need extra time for transfer.

December 21 – January 31 –Script Writing

February 1- 5-Cecilia does an audio off-line of 1st draft script. Note: This is only to determine flow early in the process. Interview ONLY. No narration.

February 5 - 14-Script tweaked based on sound track.

February 14 – Script submitted for Commission approval.

February 19– Commission comments due on script

February 20- Feb. 25 – Script revisions
(Possible hold for Cecilia to confirm suggested changes work before submitting to Commission)

February 25 – Submit 2nd draft script

February 28 – Commission Approval of 2nd draft due

March 2-6 – Script adjustment made, narration recorded, assets delivered to editor

March 9-April 13 (5 weeks)-Editing, sound design, graphics

April 13 –1st cut submitted to commission

April 14 - Edit of :30 second promo

April 15 – Commission comments due

April 16-22 - Address any issues, finish edit (1 week)

April 23 - 2nd cut submitted to commission

April 27 - Commission notes on 2nd/ final edit.

April 28-30 - Final issues addressed before picture lock.

April 29 - Deliver fine cut to commission for final review

April 30 - Minor issues address, lock picture, files sent for captioning

May 1 - Vignettes scripts delivered to commission

May 1 - 8 Color correction, Audio Mix

May 10 - Commission feedback on VIGNETTES

May 14 - Files delivered for screening, streaming and broadcast

May 15 - Premiere Event

May 29 - Vignettes lifted from show, delivered

June 30, 2020 – Project Final Close Out

*This Baseline Schedule may be updated by written approval by Commission Project Manager.

(b) **Deliverables**

1) Monthly Progress Reports
2) Story Outline and Revisions as needed
3) Creative Design
4) Final Approved Script
5) 1st Cut
6) 2nd Cut
7) 10 Vignettes pulled from the longer documentary
8) Archival Source Documentation
9) Final show master: Apple Pro Res 422LT or H262 at 720p at 59.94 fps
10) 30 Second promo for the documentary
11) 2 Minute b-roll reel for the documentary

(c) **Payment Schedule**

1 - Upon execution of contract	$50,000
2 - Commission acceptance of outline	$20,000
3 - Commission acceptance of final draft script (noted as 2nd Cut)	$50,000
4 - After Commission Rough Cut Comments	$40,000
5 - Commission Acceptance of Final Film, Vignettes, Raw Content, 30 second promo and 2 minute b-roll reel	$40,000

Additional Services (if needed)

Blue-Rays (Mater and 2 copies)	$530

SECTION D – Special Conditions

D-1 Pricing Revisions [CAO-01/20/16]

For the term of this Contract, pricing shall remain firm.

D-2 Payment [CAO-01/20/16]

(a) Payment. Payment to the Company will be made only for the actual Services performed and accepted by the Commission, upon receipt of an invoice submitted in accordance with Section D-3, "Invoices".

(b) Reimbursable Travel Expenses. There are no reimbursable travel expenses payable under this Contract.

D-3 Invoices [CAO-01/20/16]

(a) The Company will submit a detailed invoice to the Commission upon completion of Deliverables, in accordance with Section C-2, "Deliverables/Schedule/Pricing". Each invoice shall contain the following information:

(i) the date of the invoice and invoice number;

(ii) the purchase order number;

(iii) the Contract Item(s) against which charges are made; and,

(iv) performance dates covered by the invoice.

Upon reconciliation of all errors, corrections, credits, and disputes, payment to the Company will be made in full within 30 calendar days. **Invoices received without a valid purchase order number will be returned unpaid.** The Company shall submit the original invoice to:

ATTN: Accounts Payable
Department of Finance
City of Las Vegas
495 South Main Street, 4th Floor
Las Vegas, NV 89101 – 2986

(b) The Company shall forward a copy of the invoice to the Commission's Project Manager, identified in Section D-4, "Project Manager/Company Representative", with the following items:

(i) receipts for any Reimbursable Travel Expenses, if applicable, associated with the invoice; and

(ii) copy of the applicable Deliverable associated with the invoice

D-4 Project Manager/Company Representative [CAO-06/20/19]

(a) The Commission's designated Project Manager for this Contract is named in Section A-1 (c). The Commission will provide written notice to the Company should there be a subsequent Project Manager change. The Project Manager will be the Company's principal point of contact at the Commission regarding any matters relating to this Contract, will provide all general direction to the Company regarding Contract performance, and will provide guidance regarding the Commission's goals and policies. *The Project Manager is not authorized to waive or modify any material scope of work changes or terms of the Contract.*

(b) The Company's designated Company Representative for this Contract is named in Section A-1 (c). The Company will provide written notice to the Commission should there be a subsequent Company Representative change. The Commission has the right to assume that the Company Representative has full authority to act for the Company on all matters arising under or relating to this Contract.

D-5 Insurance [CAO-06/20/19]

(a) The Company shall procure and maintain, at its own expense, during the entire term of the Contract, the following coverage(s):

(i) Industrial/Workers' Compensation Insurance protecting the Company and the City from potential Company employee claims based upon job-related sickness, injury, or accident, during performance of this Contract, and must submit proof of such insurance on a certificate of insurance issued by an insurer qualified to underwrite workers' compensation insurance in the State of Nevada, in accordance with NRS 616A-616D, inclusive. If Company is a sole proprietor, it will be required to submit an affidavit indicating that the company has elected not to be included in the terms, conditions and provisions of NRS 616A-616D, inclusive, and is otherwise in compliance with those terms, conditions and provisions. The Company's Workers' Compensation policy shall have a waiver of subrogation endorsement in favor of the City of Las Vegas.

(ii) Commercial General Liability Insurance (bodily injury, property damage) with respect to the Company's agents assigned to the activities performed under this Contract in a policy limit of not less than $1,000,000.00 per occurrence and $2,000,000.00 in the aggregate, for bodily injury, products, completed operations, personal injury and property damages. Such coverage shall be on an "occurrence" basis and not on a "claims made" basis, and be provided on either a Commercial General Liability or a Broad Form Comprehensive General Liability (including a Broad form CGL endorsement) insurance form. The form must be written on an ISO Form CG 00 01 10 01, or an equivalent form. The Company's General Liability policy shall have a waiver of subrogation endorsement in favor of the City of Las Vegas, and shall be endorsed to include the City, its officers, and employees as additional insured.

(iii) Commercial Automobile Liability Insurance of limits no less than $1,000,000 combined single limit per occurrence for bodily injury and property damage to include, but not be limited to, coverage against all insurance claims for injuries to persons or damages to property which may arise from services rendered by Company and any auto used in the performance of services under this Contract. The policy must insure all vehicles **owned** by the Company and include coverage for **hired** and **non-owned** vehicles. If the services requested do not require the use of vehicle to perform, Commercial Automobile Liability Insurance requirements, as described in this paragraph do not apply. The Company's Automobile Liability policy shall have a waiver of subrogation endorsement in favor of the City of Las Vegas, and shall be endorsed to include the City, its officers, and employees as additional insured.

(iv) Professional Liability Insurance of limits no less than $1,000,000, combined single limit and in the aggregate. If coverage is on a "claims made" basis, then it must continue for a period of two years beyond the completion or termination of this Contract. Any retroactive coverage must coincide with or predate the beginning of this Contract and may not be changed without the consent of the City.

(b) Company must provide compliant certificates of insurance and required endorsements to the City or its designated certificate tracking service immediately upon request. The Company shall maintain coverage for the duration of this Contract, and any renewal periods if applicable. The Company shall annually provide the City's designated certificate tracking service with a certificate of insurance and endorsements as evidence that all insurance requirements have been met. A certified, true and exact copy of each of the project specific insurance policies (including renewal policies) required under this Section shall be provided to the City or it's designated certificate tracking service if so requested.

(c) All required aggregate limits must be disclosed and amounts entered on the certificate(s) of insurance. The certificates must identify the Contract number and the Contract description. The Company and/or insurance carrier shall provide the City with a 30-day advance notice of policy modification, cancellation or erosion of insurance limits, sent by certified mail "return receipt requested".

(d) The certificates and endorsements for each insurance policy are to be signed by a person authorized by that insurer and licensed by the State of Nevada. Each insurance carrier's rating as shown in the latest Best's Key Rating Guide shall be fully disclosed and entered on the required certificate of insurance. The City requires insurance carriers to maintain a Best's Key rating of A- VII or higher, (i.e., A- VII, A- VIII, A- IX, A- X, etc.). The adequacy of the insurance supplied by the Company, including the rating and financial health of each insurance carrier providing coverage, is subject to the approval of the City.

(e) All deductibles and self-insurance retentions shall be fully disclosed in the certificate of insurance. No deductible or self-insured retention may exceed $25,000.00 without the prior written approval of the City.

(f) **Companies requesting increased deductibles or self-insured retentions must provide the City a written request stating the desired amounts along with recent audited financial statements for review.** The City will review the request and determine if the requested deductibles or self-insured retentions are acceptable. In the event the request for increased deductibles or self-insured retentions is denied, the Company is obligated to provide the deductibles or self-insured retentions established in the Contract at no additional expense to the City.

(g) If the Company fails to carry the required insurance, the City may (i) order the Company to stop further performance hereunder, declare the Company in breach, pursuant to Section E-5, terminate the Contract if the breach is not remedied and, if permitted, assess liquidated damages, or (ii) purchase replacement insurance and withhold the costs or premium payments made from the payments due to the Company or charge the replacement insurance costs back to the Company.

(h) Any subcontractor or subconsultant approved by the City shall be required to procure, maintain and submit proof of insurance to the City of the same insurance requirements as specified above, and as required in this paragraph.

(i) The Company is encouraged to purchase any additional insurance it deems necessary.

(j) The Company is required to remedy all injuries to persons and damage or loss to any property of the City caused in whole or in part by the Company, its subcontractors or anyone employed, directed or supervised by the Company.

D-6 Warranty – Services [CAO-5/2/12]

The Company warrants that the services shall be performed in full conformity with this Contract, with the professional skill and care that would be exercised by those who perform similar services in the commercial marketplace, and in accordance with accepted industry practice. In the event of a breach of this warranty, or in the event of non-performance or failure of

the Company to perform the services in accordance with this Contract, the Company shall, at no cost to the Commission, re-perform or perform the services so that the services conform to the warranty.

SECTION E – General Conditions

E-1 Legal Notice [CAO-01/08/15]

(a) All legal notices required pursuant to the terms and conditions of this Contract shall be in writing, unless an emergency situation dictates otherwise. Any notice required to be given under the terms of this Contract shall be deemed to have been given when (i) received by the party to whom it is directed by hand delivery or personal service, (ii) transmitted by facsimile with confirmation of transmission, (iii) transmitted by email with confirmation of receipt by addressee, or (iv) sent by U.S. mail via certified mail-return receipt requested at the following addresses:

FOR THE COMMISSION:
Manager, Purchasing and Contracts
City of Las Vegas
495 South Main Street, 3rd Floor
Las Vegas, Nevada 89101-2986
Fax: (702) 384-9964
Email: purchasing@lasvegasnevada.gov

FOR THE COMPANY:
Attn: Executive Producer
Boyd Productions LLC
52 Wells Road
West Hartford, Connecticut 06107
Email: jennifer@boydproductions.net

(b) The parties shall provide written notification of any change in the information stated above.

(c) An original signed copy, via U. S. Mail, shall follow facsimile transmissions.

(d) For purposes of this Contract, legal notice shall be required for all matters involving potential termination actions, litigation, indemnification, and unresolved disputes. This does not preclude legal notice for any other actions having a material impact on the Contract.

(e) Routine correspondence should be directed to the Project Manager or the Company Representative, as appropriate.

E-2 Disputes [CAO-08/01/13]

(a) For each claim or dispute arising between the parties under this Contract, the parties shall attempt to resolve the matter through escalating levels of management. In the event the matter cannot be successfully resolved in this manner, the Commission is granted the right, regardless of which party is asserting the claim or dispute, to determine between arbitration and litigation as the forum in which the party desiring to proceed further shall file to resolve the claim or dispute. For any and all claims or disputes asserted by the Company, the Company shall notify the Commission of its intent to proceed further with the claim or dispute and in response thereto, the Commission shall notify the Company as to its selected forum for resolution. For any and all claims or disputes asserted by the Commission, the Commission shall notify the Company in the notice of its intent to proceed with further resolution whether it has selected arbitration or litigation as the forum to resolve the claim or dispute. In the event arbitration is the designated forum, such arbitration shall be binding on the parties.

(b) If arbitration is selected by the Commission as the forum for further resolution, the claim or dispute shall be filed with the American Arbitration Association under its then current Commercial Arbitration Rules, Expedited Procedures, regardless of the amount of the claim or dispute.

(c) The laws of the State of Nevada shall govern this Contract and the venue for purposes of such litigation or arbitration shall be the Eighth Judicial District Court, Clark County, Nevada.

E-3 Notice of Delay [CAO-01/20/16]

(a) If timely performance by the Company is jeopardized by the non-availability of Commission provided personnel, data, or equipment, the Company shall notify the Commission immediately in writing of the facts and circumstances causing

such delay. Upon receipt of this notification, the Commission will advise the Company in writing of the action which will be taken to remedy the situation.

(b) The Company shall advise the Commission in writing of an impending failure to meet established milestones or delivery dates based on the Company's failure to perform. Notice shall be provided as soon as the Company is aware of the situation; however, such notice shall not relieve the Company from any existing obligations regarding performance or delivery.

E-4 Termination for Convenience [CAO-5/2/12]

The Commission shall have the right at any time to terminate further performance of this Contract, in whole or in part, for any reason whatsoever (including no reason). Such termination shall be effected by written notice from the Commission to the Company specifying the extent and effective date of the termination. On the effective date of the termination, the Company shall terminate all work and take all reasonable actions to mitigate expenses. The Company shall submit a written request for incurred costs for services performed through the date of termination, and shall provide any substantiating documentation requested by the Commission. In the event of such termination, the Commission agrees to pay the Company within thirty (30) days after receipt of a correct, adequately documented written request. The Commission's sole liability under this Section is for payment of costs for services requested by the Commission and actually performed by the Company.

E-5 Event of Default [CAO-01/20/16]

(a) If, during the term of this Contract, the Company (i) fails to deliver services that comply with the specifications, (ii) fails to deliver the services within the time specified in the Purchase Order or any extension thereof, (iii) fails to make progress so as to endanger the performance of this Contract, (iv) becomes insolvent, bankrupt or makes an assignment for the benefit of creditors, or if a receiver or trustee in bankruptcy is appointed for the Company, or if any proceeding in bankruptcy, receivership, or liquidation is instituted against the Company and is not dismissed within thirty (30) days following commencement thereof, or (v) fails to perform any of the other obligation or requirement of this Contract, then any of the aforementioned failures shall constitute an "Event of Default" under this Contract.

(b) If there occurs an Event of Default, the Company shall be entitled to ten (10) calendar days from written notice thereof to remedy the Event of Default, provided, however, such is capable of being remedied within that period. If the Event of Default can be remedied, but the remedy cannot be completed within the ten day period, the Company may be allowed such additional time as may be reasonably necessary to remedy the Event of Default, provided, however, the remedy is commenced within the ten day period and is diligently pursued to completion. If the Event of Default is incapable of remediation, or is not remedied as required herein, the Commission may, in addition to any other remedies available in law or equity, invoke any of the remedies provided for under Section E-6, "Termination for Default", below.

E-6 Termination for Default [CAO-01/20/16]

(a) If the Event of Default is not remedied as required pursuant to Section E-5, "Event of Default", the Commission may, by written notice to the Company pursuant to Section E-1, "Legal Notice", terminate this Contract in whole or in part.

(b) If this Contract is terminated in whole or in part because the Company has failed to provide services in compliance with the specifications by the deadline of remediation period, the Commission may acquire, under reasonable terms and in a manner it considers appropriate, replacement goods that are comparable to the services that the Company failed to deliver to the Commission, and the Company shall be liable to the Commission for any excess costs related thereto. If the Commission terminates this Contract only in part, the Company shall continue to perform the un-terminated obligations or portions of this Contract.

(c) The Company shall not be liable for any excess costs if the failure to perform the Contract arises from circumstances beyond the control of, and without the fault or negligence on the part of, the Company. These circumstances are limited to such causes as (i) acts of God or of the public enemy, (ii) acts of governmental bodies, (iii) fires, (iv) floods, (v) epidemics, (vi) quarantine restrictions, (vii) labor strikes, (viii) freight embargoes, or (ix) unusually severe weather. The time of performance of the Company's obligations under this Contract shall be extended by such period of enforced delay; provided, however, that such reasonably extended time period shall not exceed sixty (60) days. If the foregoing circumstances result in a delay greater than 60 days, the Commission may terminate the affected portion of the Contract pursuant to the terms of Section E-4, "Termination for Convenience".

(d) The Commission retains the right to terminate for default immediately if the Company fails to maintain the required levels of insurance, fails to comply with applicable local, state, and Federal statutes governing performance of these services, or fails to comply with statutes involving health or safety.

(e) If the Commission fails to perform any of its obligations required under this Contract, and the Commission does not remedy the failure after notice thereof is provided to the Commission by the Company pursuant to the requirements of Section E-1, "Legal Notice" above, the Company shall have the right to treat the failure as a claim or dispute subject to the resolution provisions of E-2, "Disputes" of this Contract. During the period of such resolution, the Company shall continue with its performance under the Contract.

E-7 Limitation of Funding [CAO-7/24/08]

The Commission reserves the right to reduce estimated or actual quantities, in whatever amount necessary, without prejudice or liability to the Commission, if funding is not available or if legal restrictions are placed upon the expenditure of monies for the services required under this Contract.

E-8 Reserved

E-9 Entire Contract, Section and Paragraph Headings [CAO-7/24/08]

(a) This Contract represents the entire and integrated agreement between the Commission and the Company. It supersedes all prior and contemporaneous communications, representations, and agreements, whether oral or written, relating to the subject matter of this Contract.

(b) The section and paragraph headings appearing in this Contract are inserted for the purpose of convenience and ready reference. They do not purport to define, limit or extend the scope or intent of the language of the sections and paragraphs to which they pertain.

E-10 Order of Precedence [CAO-7/24/08]

In the event of a conflict between the specific language set forth in Sections A through E of this Contract and any Attachment or Exhibit, the specific language in Sections A through E shall prevail. Any exception to this order of precedence will be addressed through specific language elsewhere in Sections A through E.

E-11 Severability [CAO-7/24/08]

The invalidity, illegality, or unenforceability of any provision of this Contract or the occurrence of any event rendering any portion or provision of this Contract void shall in no way affect the validity or enforceability of any other portion or provision of this Contract. Any void provision shall be deemed severed from this Contract, and the balance of this Contract shall be construed and enforced as if this Contract did not contain the particular portion or provision held to be void. The parties further agree to amend this Contract to replace any stricken provision with a valid provision that comes as close as possible to the intent of the stricken provision. The provisions of this clause shall not prevent this entire Contract from being void should a provision which is of the essence of this Contract be determined void.

E-12 Waiver [CAO-7/24/08]

Waiver of any of the terms of this Contract shall not be valid unless it is in writing signed by each party. The failure of the Commission to enforce any of the provisions of this Contract, or to require performance of any of the provisions herein, shall not in any way be construed as a waiver of such provisions or to affect the validity of any part of this Contract, or to affect the right of the Commission to thereafter enforce each and every provision of this Contract. Waiver of any breach of this Contract shall not be held to be a waiver of any other or subsequent breach of this Contract.

E-13 Modification/Amendment [CAO-7/24/08]

This Contract shall not be modified or amended except by the express written agreement of the parties, signed by a duly authorized representative for each party. Any other attempt to modify or amend this Contract shall be null and void, and may not be relied upon by either party.

E-14 Assignment [CAO-7/24/08]

Neither party may assign their rights nor delegate their duties under this Contract without the written consent of the other party. Such consent shall not be withheld unreasonably. Any assignment or delegation shall not relieve any party of its obligations under this Contract.

E-15 Indemnification [CAO-5/2/12]

(a) In addition to the insurance requirements set forth in Section D-5, "Insurance", the Company shall protect, indemnify and hold harmless the Commission, its officers, employees, agents, and consultants (collectively herein the "Commission") from any and all claims, liabilities, damages, losses, suits, actions, decrees, and judgments including, attorney's fees, court costs or other expenses of any and every kind or character (collectively herein the "Liabilities") which may be recovered from or sought against the Commission, as a result of, by reason of, or as a consequence of, any act or omission, negligent or otherwise, on the part of the Company, its officers, employees, or agents in the performance of the terms, conditions and covenants of the Contract, regardless of whether the Liabilities were caused in part by the Commission.

(b) If a third party claim against the Commission for negligent performance by the Company is within the limits of its liability insurance, and the insurance company has accepted the Commission's tender of defense, then the Commission will pay the Company what is due and owing to them within the payment method specified in this Contract. However, if the claim is greater than the coverage amount, the Commission, for its protection, may retain any money due and owing the Company under this Contract, until the claim has been resolved. In the event no money is due and owing, the surety, if required, of the Company, may be held until all of the Liabilities have been settled and suitable evidence to that effect furnished to the Commission.

(c) It is expressly agreed that the Company shall defend the Commission against the Liabilities and in the event that the Company fails to do so, the Commission shall have the right, but not the obligation, to defend the same and to charge all direct and incidental costs, including attorney's fees and court costs, to the Company.

E-16 Patent Indemnity [CAO-7/24/08]

The Company hereby indemnifies and shall defend and hold harmless the Commission and its representatives respectively from and against all claims, losses, costs, damages, and expenses, including attorney's fees, incurred by Commission and its representatives, respectively, as a result of or in connection with any claims or actions based upon infringement or alleged infringement of any patent and arising out of the use of the equipment or materials furnished under the contract by the Company, or out of the processes or actions employed by, or on behalf of the Company in connection with the performance of the Contract. The Company shall, at its sole expense, promptly defend against any such claim or action unless directed otherwise by the Commission or its representative; provided that the Commission or its representatives shall have notified the Company upon becoming aware of such claims or actions, and provided further that the Company's aforementioned obligations shall not apply to equipment, materials, or processes furnished or specified by the Commission or its representatives.

E-17 Audit of Records [CAO-5/2/12]

(a) The Company agrees to maintain the financial books and records (including supporting documentation) pertaining to the performance of this Contract according to standard accounting principles and procedures. The books and records shall be maintained for a period of three (3) years after completion of this Contract, except that books and records which are the subject of an audit finding shall be retained for three (3) years after such finding has been resolved. If the Company goes out of business, the Company shall forward the books and records to the Commission to be retained by the Commission for the period of time required herein.

(b) The Commission or its designated representative(s) shall have the right to inspect and audit (including the right to copy and/or transcribe) the books and records of the Company pertaining to the performance of this Contract during normal business hours. The Commission will provide prior written notice to the Company of the audit and inspection. If the books and records are not located within Clark County, the Company agrees to deliver them to the Commission, or to an address designated by the Commission within Clark County. In lieu of such delivery, the Company may elect to reimburse the Commission for the cost of travel (including transportation, lodging, meals and other related expenses) to inspect and audit the books and records at the Company's office. If the books and records provided to the Commission are incomplete, the Company agrees to remedy the deficiency after written notice thereof from the Commission, and to reimburse the Commission for any additional costs associated therewith including, without limitation, having to revisit the Company's office. The Company's failure to remedy the deficiency shall constitute a material breach of this Contract. The Commission shall be entitled to its costs and reasonable attorney fees in enforcing the provisions of this Section.

(c) If at any time during the term of this Contract, or at any time after the expiration or termination of the Contract, the Commission or the Commission's designated representative(s) find the dollar liability is less than payments made by the Commission to the Company, the Company agrees that the difference shall be either: (i) repaid immediately by the Company to the Commission or (ii) at the Commission's option, credited against any future billings due the Company.

E-18 Confidentiality – Commission Information [CAO-7/24/08]

(a) All information, including but not limited to, oral statements, computer files, databases, and other material or data supplied to the Company is confidential and privileged. The Company shall not disclose this information, nor allow to it be disclosed to any person or entity without the express prior written consent of the Commission. The Company shall have the right to use any such confidential information only for the purpose of providing the services under this Contract, unless the express prior, written consent of the Commission is obtained. Upon request by the Commission, the Company shall promptly return to the Commission all confidential information supplied by the Commission, together with all copies and extracts.

(b) The confidentiality requirements shall not apply where (i) the information is, at the time of disclosure by the Commission, then in the public domain; (ii) the information is known to the Company prior to obtaining the same from the Commission; (iii) the information is obtained by the Company from a third party who did not receive the same directly or indirectly from the Commission; or (iv) the information is subpoenaed by court order or other legal process, but in such event, the Company shall notify the Commission. In such event the Commission, in its sole discretion, may seek to quash such demand.

(c) The obligations of confidentiality shall survive the termination of this Contract.

E-19 Marketing Restrictions [CAO-7/24/08]

The Company may not publish or sell any information from or about this Contract without the prior written consent of the City. This restriction does not apply to the use of the Commission's name in a general list of customers, so long as the list does not represent an express or implied endorsement of the Company or its services.

E-20 Intellectual Property Rights [CAO-7/24/08]

All deliverables produced under this Contract, as well as all data, notes and documentation collected on behalf of the Commission, are exclusively the property of the Commission.

E-21 Taxes/Compliance with Laws [CAO-08/01/13]

(a) The Commission is exempt from paying Sales and Use Taxes under the provisions of Nevada Revised Statutes 372.325(4), and Federal Excise Tax, under Registry Number 88-87-0003k. The Company shall pay all taxes, levies, duties and assessments of every nature and kind which may be applicable to any work under this Contract. The Company shall make any and all payroll deductions required by law. The Company agrees to indemnify and hold the Commission harmless from any liability on account of any and all such taxes, levies, duties, assessments and deductions.

(b) The Company, in the performance of the obligations of this Contract, shall comply with all applicable laws, rules and regulations of all governmental authorities having jurisdiction over the performance of this Contract including, but not limited to, the Federal Occupational Safety and Health Act.

E-22 Licenses/Registrations [CAO-01/20/16]

During the entire performance period of this Contract, the Company shall maintain all federal, state, and local licenses, certifications and registrations applicable to the work performed under this Contract, including maintaining an active City of Las Vegas business license if required by Las Vegas Municipal Code 6.02.060.

E-23 Non-Discrimination and Fair Employment Practices [CAO-07/31/13]

(a) Discrimination: The Commission of Las Vegas is committed to promoting full and equal business opportunity for all persons doing business in Las Vegas. The Company acknowledges that the Commission has an obligation to ensure that public funds are not used to subsidize private discrimination. Company recognizes that if the Company or their subcontractors or subconsultants are found guilty by an appropriate authority of refusing to hire or do business with an individual or company due to reasons of race, color, religion, sex, sexual orientation, gender identity or expression, age, disability, national origin, or any other legally protected status; Commission may declare the Company in breach of contract and terminate Contract.

(b) Fair Employment Practices: In connection with the performance of work under this Contract, the Company agrees not to discriminate against any employee or applicant for employment because of race, color, religion, national origin, sex, sexual orientation, gender identity or expression, age, disability, national origin, or any other legally protected status. Such agreement shall include, but not be limited to, the following: employment; upgrading; demotion or transfer; recruitment or recruitment advertising; layoff or termination; rates of pay or other forms of compensation; and selection

for training, including apprenticeship.

(c) The Company further agrees to insert this provision in all subcontracts hereunder. Any violation of such provision by a Company shall constitute a material breach of this Contract.

E-24 Employment of Unauthorized Aliens [CAO-01/20/16]

In accordance with the Immigration Reform and Control Act of 1986, the Company agrees that it will not employ unauthorized aliens in the performance of this Contract.

E-25 Conforming Services [CAO-7/24/08]

The services performed under this Contract shall conform in all respects with the requirements set forth in this Contract. The Company shall furnish the Commission with sufficient data and information needed to determine if the services performed conform to all the requirements of this Contract.

E-26 Independent Contractor [CAO-7/24/08]

In the performance of services under this Contract, the Company and any other person employed by it shall be deemed to be an independent contractor and not an agent or employee of the Commission. The Company shall be liable for the actions of any person, organization or corporation with which it subcontracts to fulfill this Contract. The Commission shall hold the Company as the sole responsible party for the performance of this Contract. The Company shall maintain complete control over its employees and all of its subcontractors. Nothing contained in this contract or any subcontract awarded by the Company shall create a partnership, joint venture or agency with the Commission. Neither party shall have the right to obligate or bind the other party in any manner to any third party.

E-27 Official, Agent and Employees of the Commission Not Personally Liable [CAO-01/20/16]

It is agreed by and between the parties of this Contract, that in no event shall any official, officer, employee, or agent of the Commission in any way be personally liable or responsible for any covenant or agreement therein contained whether expressed or implied, nor for any statement, representation or warranty made herein or in any connection with this Contract.

E-28 Conflict of Interest (Commission Officials) [CAO-5/2/12]

(a) An official of the Commission, who is authorized on behalf of the Commission to negotiate, make, accept or approve, or take part in negotiating, making, accepting, or approving this Contract, payments under this Contract, or work under this Contract, shall not be directly or indirectly interested personally in this Contract or in any part hereof. No officer, employee, architect, attorney, engineer or inspector of, or for the Commission, who is authorized on behalf of the Commission to exercise any legislative, executive, supervisory or other similar functions in connection with this Contract, shall become directly or indirectly interested personally in this Contract or in any part hereof, any material supply contract, subcontract, insurance contract, or any other contract pertaining to this Contract.

(b) Each party represents that it is unaware of any financial or economic interest of any public officer or employee of the Commission relating to this Contract. Notwithstanding any other provision of this Contract, if such interest becomes known, the Commission may immediately terminate this Contract for default or convenience, based on the culpability of the parties.

(c) The Company represents and warrants that it has, in accordance with the current policy of the Commission, disclosed the ownership and principals of the Company on Attachment 1 (Certificate – Disclosure of Ownership/Principals), and that it has a continuing obligation to update this disclosure whenever there is a material change in the information contained therein.

E-29 Public Records [CAO-5/2/12]

The Commission is a public agency as defined by state law. As such, it is subject to the Nevada Public Records Law (Chapter 239 of the Nevada Revised Statutes). The Commission's Records are public records, which are subject to inspection and copying by any person (unless declared by law to be confidential). This Contract and all supporting documents are deemed to be public records.

E-30 Use By Other Government Entities [CAO-01/20/16]

A governing body or its authorized representative and the State of Nevada may join or use the contracts of local governments located within or outside this State with the authorization of the contracting vendor. In the event the Company

allows another governmental entity to join the Contract, it is expressly understood that the Commission shall in no way be liable for the obligations of the joining governmental entity.

E-31 Counterpart Signatures [CAO-9/24/08]

This Contract may be executed in counterparts. All such counterparts will constitute the same contract and the signature of any party to any counterpart will be deemed a signature to, and may be appended to, any other counterpart. Executed copies hereof may be delivered by facsimile or e-mail and upon receipt will be deemed originals and binding upon the parties hereto, regardless of whether originals are delivered thereafter.

Vegas was to be the central distribution point, home to thousands of workers who would all need somewhere to live. There was money to be made. Cashman would purchase rights to the Caterpillar franchise, and sell the tractors used to build the dam. But as plans for the Dam were getting off the ground, in became clear Las Vegas lacked the infrastructure to support rapid growth, including adequate sewers and schools. Las Vegas was also known for thumbing its nose at prohibition, an act not looked kindly upon in Washington. We will seek out personal stories that reflects the promise and challenges presented by the early prospect of the dam.

6) The Prohibition Era –Life for Sheriff Sam Gay got a little more complicated in the 20's. He was never entirely on board enforcing either State or Federal prohibition laws. But when the Nevada State legislature overturned the 4-year prohibition law in 1923, Las Vegas openly flaunted the consumption of alcohol. Throughout the 20's there were Federal raids, and at one point, the doors of some of the most popular clubs, like the Colorado Club, The Arizona Club and the Arcade, were padlocked. Las Vegas, some worried, was getting a bad reputation.

Lorenzi Lake Park resort was an infamous spot where socialites would go to ignore prohibition. The park was a mix of everything Vegas. Founder Frank Lorenzi moved to Las Vegas is 1911 drawn by the allure of an abundance of artisan wells. He bought an 80-acre site two miles from the railroad tracks and found enough water to create a lake resort where people would gather to enjoy rowboats, prize fights, horse races and dance contents. There were several lakes and in the middle of each was an island were the alcohol was served. It was a lush oasis speakeasy in the middle of the desert.

Las Vegas' defiance of prohibition was from the top down. In 1928, Las Vegas Mayor Fred Hesse and local bootlegger James Ferguson were nabbed in a raid on Block 16.

7) Technology and Entertainment: One Step Closer to the Vegas We Know
May 23rd, 1926 marked the start of daily passenger air service to Las Vegas, setting the ground work for tourism to come. Airmail service between Los Angeles, Las Vegas and Salt Lake began a month earlier. The *Review* said, "The value of airmail to Las Vegas cannot be overestimated...Las Vegas will be the only regular stop on the new commercial airway, which will...place Las Vegas...definitely on the air map of the country." Also new on the scene: air-conditioning, popular eateries such as the Oasis, the Beanery, talkies at the El Portal Theater, the first golf course, and the rise of resorts like Twin Lakes, equipped with a trap door to hide the whiskey and beer if the police showed up.

8) December 21st 1928 – A Cause for Celebration
With the passage of the Boulder Canyon Project Act authorizing the construction of the Hoover Dam, everything changed in Las Vegas. This was the economic boom that would drive the future. The City celebrated with a parade and the trains whistled all day. Available land downtown started selling for fifteen to thirty thousand dollars and Union Pacific connected its Las Vegas tracks with Boulder City. This was a game changer. We will explore what the Hoover Dam meant for the future of Las Vegas, and how the great Depression, which began in 1929, set the city apart from the rest of the country. For Las Vegans, it was a time of hope for a prosperous future, while the rest of the county faced deep economic turmoil.

Important Note for consideration: Part I ended with the future about to arrive, especially water. Part 2 would then end on almost the same note, with water ABOUT to arrive. However, if we changed the timeline so that the story ended in 1933, we would have legalized gambling and finished dam- big events for a buffo ending. Even if we changed it to 1931, that would help. The town that had depended on railroads for its lifeblood was now going to get a transfusion from a very different source...and the small city in the desert was about to become... Vegas.

Potential Interviews:
Michael Green - Associate Professor, University of Las Vegas
Joanne Goodwin – University of Las Vegas (Helen Stewart and Suffragette Movement)
Geoff Schumacher – Writer, Historian and Museum Executive
Bob Stoldal – Historian
Joan Whitely – Author: *Las Vegas Before the Future Found Us*
Joe Thomson – Ph.D. Dissertation Candidate – UNLA (Las Vegas 1904-1911)
Claytee White – Director, Oral History Research Center, UNLV

IN WITNESS WHEREOF, the parties hereto have caused this Contract to be executed by their duly authorized representatives.

COMMISSION FOR THE LAS VEGAS CENTENNIAL

CAROLYN GOODMAN
President

Date

COMPANY - BOYD PRODUCTIONS, LLC

JENNIFER BOYD, Executive Producer

8/30/19
Date

ATTEST:

MICHAEL HOWE
Secretary

Date

APPROVED AS TO FORM:

John S. Ridilla 8/29/19
Deputy City Attorney

Date

EXHIBIT A – SCOPE OF WORK

HISTORICAL DOCUMENTARY FILMMAKING SERVICES
PART II LAS VEGAS 1920-1930
THE ECONOMIC HOPE FOR THE DAM

Part II of the Las Vegas documentary series will cover the time frame between 1920 and 1930, looking at the events that influenced the building and development of the City over the decade. We will look at the challenges faced and the strides made. The film, with a running time between 75-90- minutes, will both educate and inspire, laying the groundwork for a better understanding of Las Vegas history and how it grew. Ten 2 to 3 - minute vignettes will be drawn from the longer film, highlighting key moments.

The stories and archives of founding families that helped shape the City will play an increased role in the chronicling of this decade. These stories will enhance the human element, helping viewers understand what it was like to live in Las Vegas at the time and how the city evolved into what it is today. We will delve into oral histories, newspaper archives, and still photo and film libraries to discover stories and memorable visual moments. We will talk with historians, writers, members of the community and ancestors of notable families to develop a more comprehensive narrative.

Boyd Productions' award-winning team will weave together a dynamic film that will be brought to life through an intensive research process, expert interviews, archival still images, rare film clips, customized sound design and graphics. An original music score will provide an emotional foundation, lifting the audience and carrying them from one scene to the next.

Below is a proposed conceptual outline of some of the stories that may be explored. Shortly after the award of the contract, Boyd Productions would like to hold a brainstorming session with Commission members and consultant/historians to discuss key focus areas, eliminating stories they would rather not include and adding those that may have been overlooked in this outline.

1) **Open: Set the Stage**: At the start of the roaring 20's, there were only 2,304 people living in Las Vegas. In 1926, the *Las Vegas Review* described the great potential of the city, "Las Vegas is in the center of millions of acres of undeveloped lands and the hub of a rich mineral territory. It is likely to become one of the great cities of the west." But Las Vegas still faced many challenges. Mining, agriculture and livestock were hit hard by a changing economy. Trouble brewed for the railroad, and the heat and dust of this small desert town, continued to impact everyday life. There were, however, glimmers of hope. The prospect of a dam could change everything.

2) **WAC Bows Out**– The 1920's were a time of uncertainty and strife for the railroad community in Las Vegas. In the spring of 1921, William Andrews Clark sold his shares in the San Pedro, Los Angeles & Salt Lake Railroad to Union Pacific. As far as Las Vegas was concerned, Union Pacific adopted what historian Ralph Roske called "apathetic neglect." We will explore what life was like for those in the railroad community in the 20's. Where a mix of Union Pacific executives and workers from many walks of life kept the railroad town afloat. Through news reports and personal stories of railroad workers, we will explore the strike of 1922 and its impact on Las Vegas.

3) Water Wars - For the most part, Union Pacific and the Las Vegas Land and Water Company controlled the water and therefore development in Las Vegas. Much of the town rose up to support the railroad strikers and would rise up again against Union Pacific to demand a better water supply. We will look at the ongoing battle for control of water and how it impacted the City.

4) A Land of Opportunity – Many, like James Cashman, saw opportunity in Las Vegas. He moved here in the early 20's from Searchlight, bringing his car business with him. His garage was attached to the Overland Hotel at Main and Fremont Streets. He knew the town from his early days as a 19-year-old-waiter and dishwasher at a railroad camp in 1904. We will follow Cashman's story – he was elected county commissioner in 1920 and was a member of the League of the Southwest. As county commissioner, he was involved in creating what is now Rt. 15 to California. Until 1927, the major road through the Southwest bypassed Las Vegas. We will explore the infrastructure that grew during this time frame and the ground work it laid for the future. As a member of the League of the Southwest, Cashman was also instrumental in getting Congress to fund the Hoover Dam.

5) The Promise of the Dam: Las Vegas needed an economic boost to thrive and the prospect of the Boulder Dam was the great hope. Along with Cashman, some of Las Vegas' founders got involved early. Governor Emmet Boyle appointed business leaders Ed Clark and JP Squires to the Colorado Commission, formed in 1921. People were dreaming big. Las

ATTACHMENT 1 - CERTIFICATE - DISCLOSURE OF OWNERSHIP/PRINCIPALS

1. Definitions

"City" means the City of Las Vegas.

"City Council" means the governing body of the City of Las Vegas.

"Contracting Entity," means the individual, partnership, or corporation seeking to enter into a contract with the City of Las Vegas.

"*Principal"* means, for each type of business organization, the following: (a) sole proprietorship – the owner of the business; (b) corporation – the directors and officers of the corporation; but not any branch managers of offices which are a part of the corporation; (c) partnership – the general partner and limited partners; (d) limited liability company – the managing member as well as all the other members; (e) trust – the trustee and beneficiaries.

2. Policy

In accordance with Resolutions 79-99, 105-99 and RA-4-99, adopted by the City Council, Contracting Entities seeking to enter into certain contracts with the City of Las Vegas must disclose information regarding ownership interests and principals. Such disclosure generally is required in conjunction with a Request for Proposals (RFP). In other cases, such disclosure must be made prior to the execution of a contract.

3. Instructions

The disclosure required by the Resolutions referenced above shall be made through the completion of this Certificate. The Contracting Entity shall complete Block 1, Block 2, and Block 3. The Contracting Entity shall complete either Block 4 or its alternate in Block 5. Specific information, which must be provided, is highlighted.

4. Incorporation

An updated and notarized Certificate shall be incorporated into the resulting contract, if any, between the City and the Contracting entity. Upon execution of such contract, the Contracting Entity is under a continuing obligation to notify the City in writing of any material changes to the information in this Certificate. This notification shall be made within fifteen (15) days of the change. Failure to notify the City of any material change may result, at the option of the City, in a default termination (in whole or in part) of the contract, and/or a withholding of payments due the Contracting Entity.

Block 1: Contracting Entity	
Name: Boyd Productions, LLC	
Address: 52 Wells Road	**City / ST / Zip:** West Harford, CT 06107
Telephone: 860-233-5870	**EIN or DUNS :** 965901986
Block 2: Description / Subject Matter of Contract	
Services for:	**Project Number:**

Block 3: **Type of Business**

☐ Individual ☐ Partnership ☐ Limited Liability Company ☐ Corporation ☐ Trust ☐ Other:

CERTIFICATE – DISCLOSURE OF OWNERSHIP/PRINCIPALS (CONTINUED)

Block 4: Disclosure of Ownership and Principals

In the space below, the Contracting Entity must disclose all principals (including partners) of the Contracting Entity, as well as persons or entities holding more than one-percent (1%) ownership interest in the Contracting Entity.

	FULL NAME/TITLE	BUSINESS ADDRESS	BUSINESS PHONE
1	Jennifer Boyd/Owner	52 Wells Road, West Hartford, CT 06107	860-233-5870
2			
3			
4			
5			
6			
7			
8			
9			
10			

The Contracting Entity shall continue the above list on a sheet of paper entitled "Disclosure of Ownership/Principals – Continuation" until full and complete disclosure is made. If continuation sheets are attached, please indicate the number of sheets: _____

Block 5: Disclosure of Ownership and Principals – Alternate

If the Contracting Entity, or its principals or partners, are required to provide disclosure (of persons or entities holding an ownership interest) under federal law (such as disclosure required by the Securities and Exchange Commission or the Employee Retirement Income Act), a copy of such disclosure may be attached to this Certificate in lieu of providing the information set forth in Block 4 above. A description of such disclosure documents must be included below.

Name of Attached Document: _____

Date of Attached Document: _____ Number of Pages: ____

Contracting Party Certification ***(Notarized signature required in event of contract award per section 4, "Incorporation")***

I certify under penalty of perjury, that all the information provided in this Certificate is current, complete and accurate. I further certify that I am an individual authorized to contractually bind the above named Contracting Entity.

Jennifer Boyd
Signature

8/30/19
Date

Subscribed and sworn to before me this 30th day of AUGUST, 20 19

Notary Signature

MARIA SANTOS
Notary Public, State of Connecticut
My Commission Expires June 30, 2024

Dr. Diane C. Siebrandt
815 Maryland Ave NE # 307, Washington, DC 20002
Email: dianesiebrandt@gmail.com
Phone: 720-576-2022

June 25, 2019

City of Las Vegas, Planning Department
495 S. Main Street, Las Vegas, NV 89101

Re: Historic Preservation Officer Position, Job Number: 19JUNE80042

Dear Hiring Manager,

My background and expertise planning, creating, implementing and maintaining historic preservation projects and programs can be duplicated for the historic preservation needs in the City of Las Vegas. For 7 plus years I managed cultural heritage projects and programs for the U.S. Embassy in Baghdad, including *The Iraq Cultural Heritage Project,* which showcased my time-management and organizations skills. I was required to find creative solutions and overcome adverse conditions while maintaining outreach efforts to international stakeholders to ensure that goals and objectives were met. My duties included providing technical guidance to senior government officials on the best practices for cultural resource management planning. I also planned, executed and managed campaigns to bring together individuals and organizations with various interests in preservation and conservation projects at sites such as the ruins of Babylon and the Iraq National Museum. Associated responsibilities entailed conducting reviews of grant submissions to ensure they met with government guidelines. Most recently, I completed an assessment of the UNESCO world heritage site of Ur in southern Iraq, in order to determine its preservation needs and recommend tenable conservation solutions.

Additionally, my proficiencies as a researcher and writer have been proven with my publications, including my doctoral dissertation titled, *Military Occupation of Heritage Sites: Orientalism, Archaeology and the Iraq War.* I also bring with me a deep-rooted passion for promoting diverse and far-reaching cultural heritage initiatives, a skillset as a communications liaison and program manager, and familiarity negotiating U.S. government contracts. I believe my strong work ethic and dedication to using cultural heritage as a cornerstone of understanding are a natural fit for your mission.

Thank you for your time and consideration. I look forward to hearing back from you to further discuss this incredible opportunity.

You can reach me anytime at dianesiebrandt@gmail.com or 720-576-2022.

Enthusiastically yours,
Diane C Siebrandt
Diane C. Siebrandt

Submitted At Meeting
Date 9/23/19 Item 13
by Staff

Candidate Highlights: **Diane Siebrandt**
City of Las Vegas Historic Preservation Officer

Education:	Bachelor's Degree:	Anthropology University of Colorado (Denver, CO)
	Master's Degree:	Zooarchaeology University of York (United Kingdom)
	Doctorate Degree:	Archaeology and the Iraq War Deakin University (Australia)

Experience:

- ***Freelance Historic Preservation Consultant***
  June 2017 – September 2019
  - Provided advice and guidance on the concepts, practices, theories and principles of historic site protection and artifact collections management for agencies and organizations that have an interest related to cultural heritage preservation.
  - Assessed the cultural property for conservation needs and recommended appropriate preservation solutions, plans and programs.
  - Presented lectures and seminars as a recognized expert in the research, analysis and management of a variety of cultural heritage preservation projects and programs.

- ***Cultural Heritage Research Assistance and PhD Student*** (Deakin University)
  February 2013 – June 2017
  - Researched and developed theories and methodologies to form and evaluate cross-cultural and cross-disciplinary historic property protection programs.
  - Developed evaluation and analysis criteria to determine appropriate U.S. government responses to cultural heritage sites and antiquities collections under threat from conflict and post-conflict disasters.

- ***Cultural Heritage Program Manager*** (U.S. Department of State)
  November 2006 – January 2013
  - Designed, developed, implemented and maintained U.S. Embassy Baghdad's cultural heritage programs and projects after identifying client needs and goals.
  - Worked with stakeholders to develop outreach programs focusing on the preservation of cultural property and museum collections.
  - Provided guidance to various local, state, and federal agency personnel regarding the requirements equivalent to Section 106 compliance processes and The Secretary of The Interior's Standards for Treatment of Historic Properties.
  - Prepared scopes of work, managed project schedules and budgets, and evaluated objectives for U.S. Government grants including The Iraq Cultural Heritage Project, The Future of Babylon Project, and several Ambassadors Fund for Cultural Preservation projects.
  - Researched, analyzed and presented technical and policy recommendations to U.S. government personnel on proper cultural resource management planning.
  - Cultivated professional working relationships between western military and civilian personnel, local cultural ministers and antiquities staff, academics, NGOs and the international cultural heritage community.

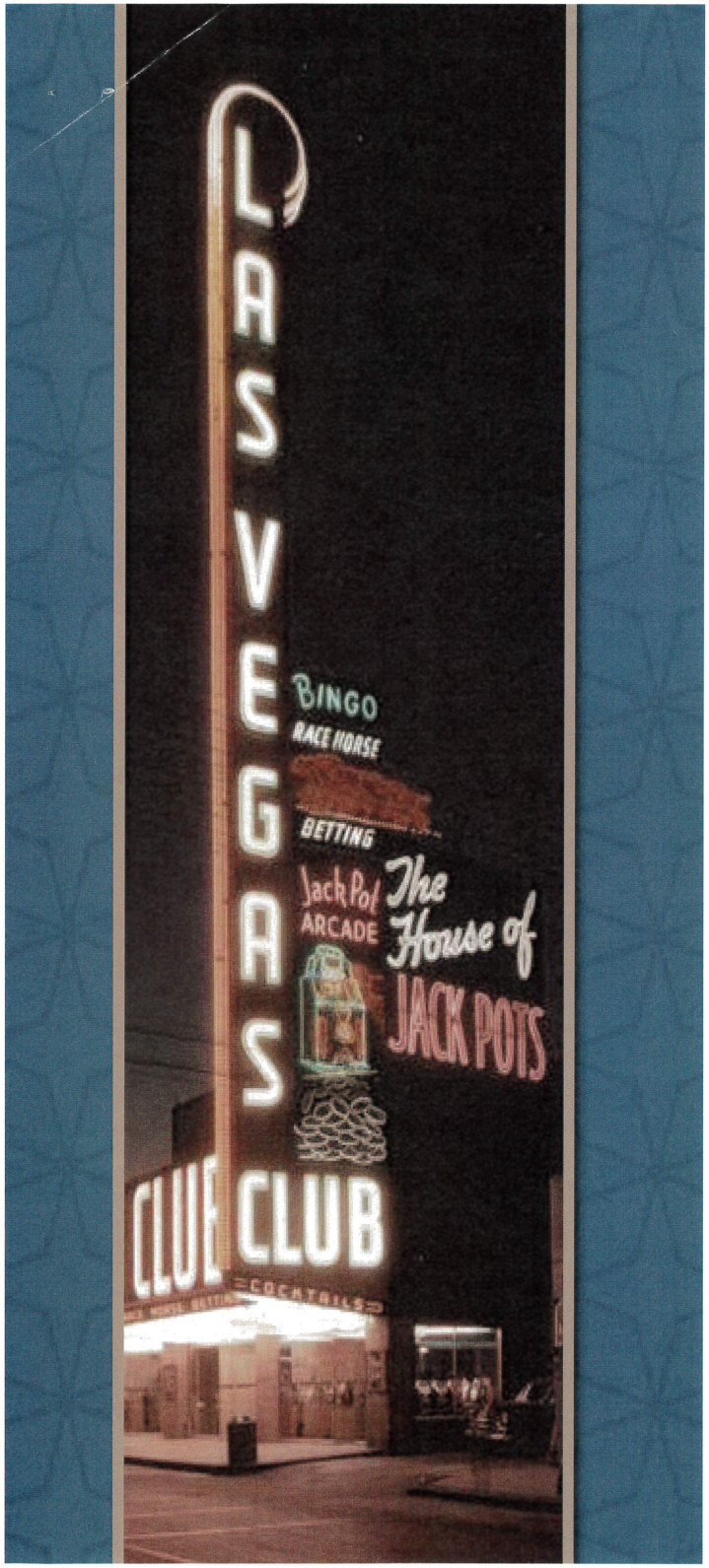

FSE LANDING STRUCTURE

CONCEPT DESIGN

September 9, 2019

Steelman Partners[SM]

© 2019 Steelman Partners LLP

Submitted At Meeting
Date 9/23/19 Item 13
By Patrick Hughes















FSE LANDING STRUCTURE STATIC SIGNAGE September 9, 2019

MARQI BRANDING STUDIO

© 2019 Steelman Partners LLP















FSE LANDING STRUCTURE

SPLIT FLAP DISPLAY - HISTORICAL SIGNAGE

September 9, 2019

MARQI BRANDING STUDIO

© 2019 Steelman Partners LLP

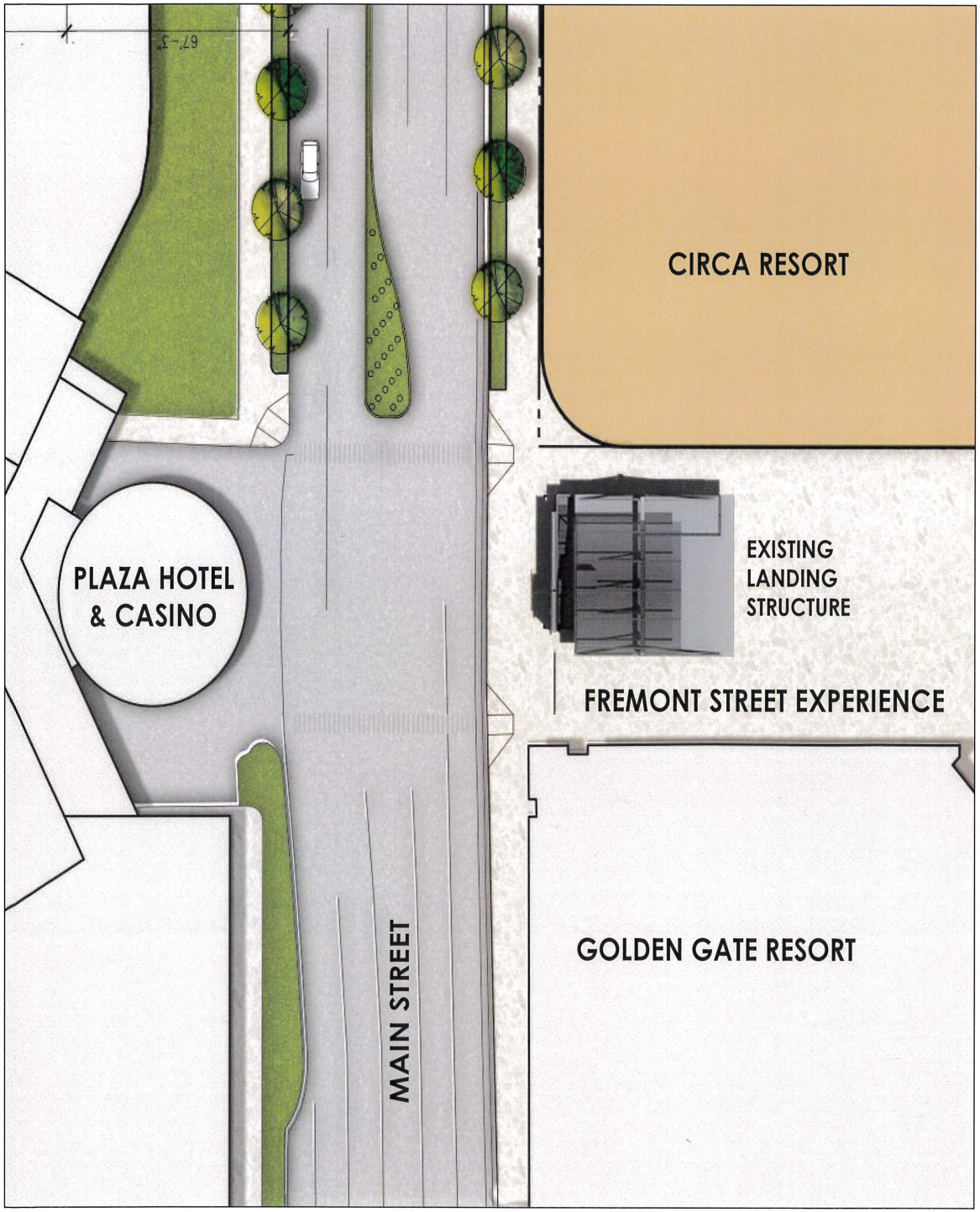



FSE LANDING STRUCTURE

SITE PLAN AND STRUCTURE PLAN

September 9, 2019

Steelman Partners℠

© 2019 Steelman Partners LLP



FSE LANDING STRUCTURE DAY VIEW 1 September 9, 2019 Steelman Partners℠



FSE LANDING STRUCTURE DAY VIEW 2 September 9, 2019 Steelman Partners℠



FSE LANDING STRUCTURE DAY VIEW 3 September 9, 2019 Steelman Partners℠



FSE LANDING STRUCTURE DAY VIEW 4 September 9, 2019 Steelman Partners℠



FSE LANDING STRUCTURE NIGHT VIEW 1 September 9, 2019 Steelman Partners℠



FSE LANDING STRUCTURE

NIGHT VIEW 2

September 9, 2019

Steelman Partners℠

© 2019 Steelman Partners LLP



FSE LANDING STRUCTURE NIGHT VIEW 3 September 9, 2019 Steelman Partners℠



FSE LANDING STRUCTURE NIGHT VIEW 4 September 9, 2019 Steelman Partners℠



THANK YOU

Steelman Partners℠

© 2013 Steelman Partners LP