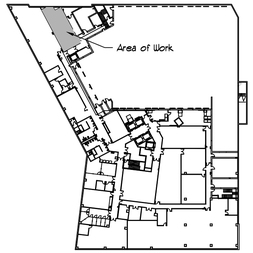

Key Plan

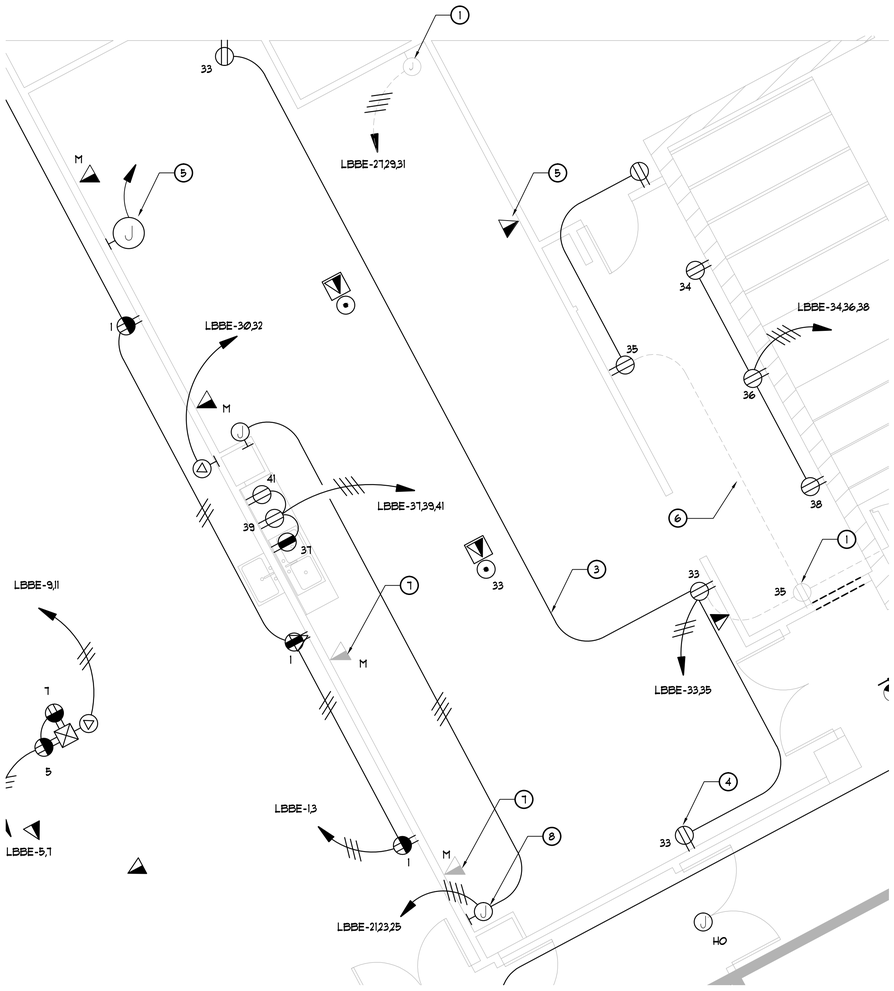

Electrical Demolition Plan - Area 1

Scale: 1/4" = 1'-Ø"

Demolition Plan Notes

1. EXISTING POWER OUTLET TO BE REMOVED. TYPICAL TO ALL POWER OUTLETS WITH LIGHT LINE SHOWN.
2. EXISTING TELE/COMM OUTLET TO BE REMOVED. TYPICAL TO ALL TELE/COMM OUTLETS WITH LIGHT LINE SHOWN.
3. EXISTING RACEWAY/WIRING TO REMAIN. TYPICAL TO ALL WITH HEAVY LINE SHOWN.
4. EXISTING POWER OUTLETS TO REMAIN. TYPICAL TO ALL WITH HEAVY LINE SHOWN.
5. EXISTING TELE/COMM OUTLETS TO REMAIN. TYPICAL TO ALL WITH HEAVY LINE SHOWN.
6. EXISTING RACEWAY/WIRING TO BE REMOVED. TYPICAL TO ALL WITH LIGHT LINE SHOWN.
7. EXISTING IT MODULAR FURNITURE OUTLETS TO BE REMOVED. COIL CABLES BACK TO THE NEAR BY SURFACE MOUNTED IT J-BOX. PROVIDE COVER PLATE FOR THE OUTLET BOX.
8. EXISTING POWER OUTLETS FOR MODULAR FURNITURE CONNECTION TO BE CONVERTED TO J-BOX FOR EXISTING HOME RUN CIRCUITS. PROVIDE A BLANK PLATE TO THE BOX.

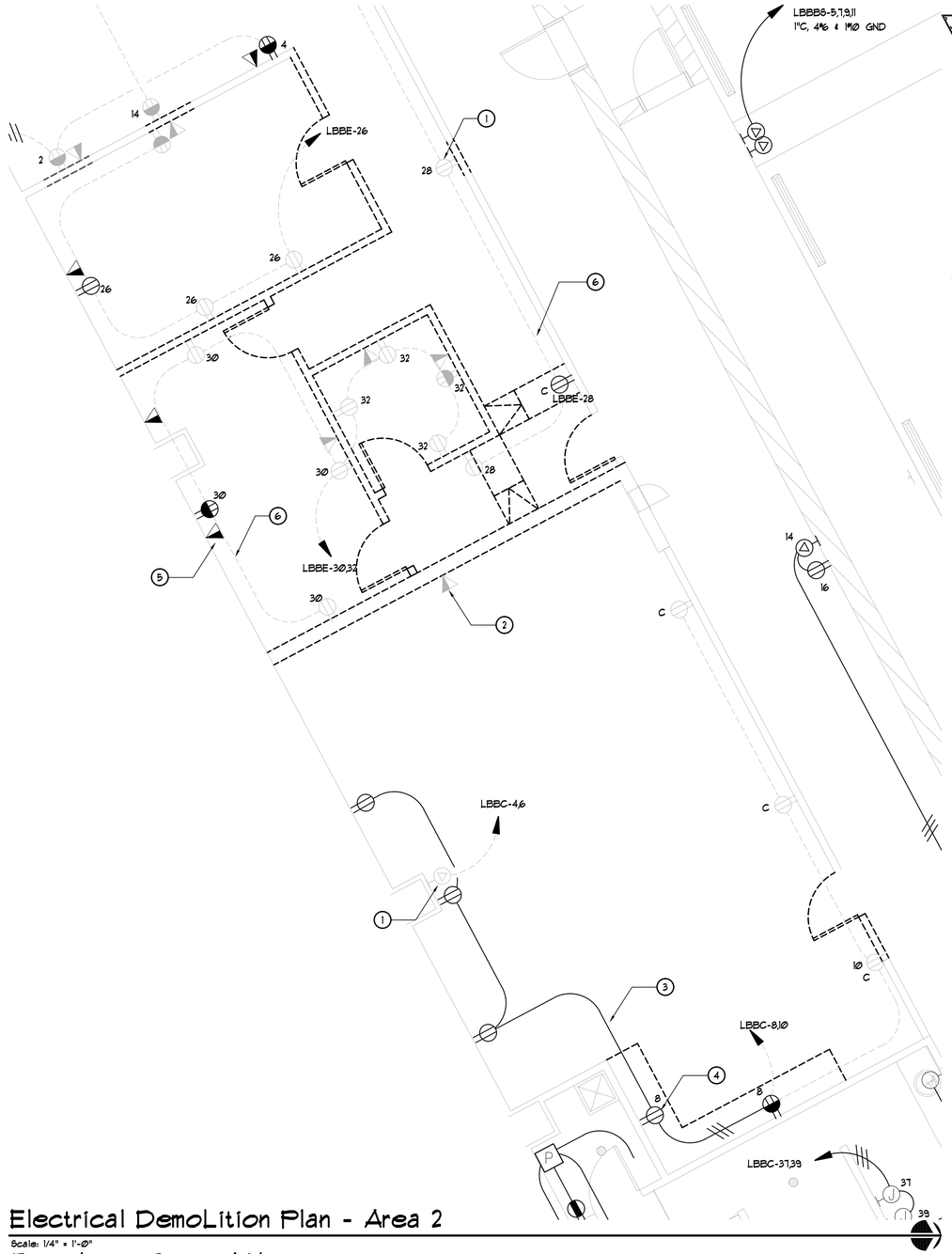

Electrical DemoLition Plan - Area 2

Scale: 1/4" = 1'-Ø"

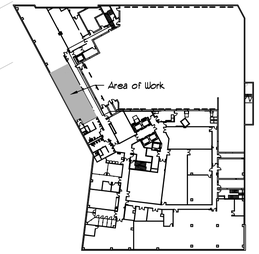

Key Plan

Demolition General Notes

1. REFER ARCHITECTURAL DWG SHEET D1 FOR WALL, COUNTER, CEILING, DOOR, ETC. DEMOLITION DETAILS. COORDINATE WITH MECHANICAL EQUIPMENT DEMOLITION & MAINTAIN REQUIRED SERVICE.
2. DISCONNECT & REMOVE ALL FIXTURES & DEVICES FROM THE DEMOLITION AREA. REMOVE ALL RACEWAYS, WIRING, BOXES, SUPPORTS, ETC. ASSOCIATED WITH DEVICES, FIXTURES & SYSTEMS TO BE REMOVED.
3. FIELD VERIFY LOCATIONS, QUANTITIES, & CIRCUIT ARRANGEMENTS OF ALL TO BE REMOVED EQUIPMENTS, DEVICES, FIXTURES & RECEPTACLES.
4. PROVIDE RACEWAYS, WIRING, BOXES, ETC. AS REQUIRED TO MAINTAIN THE CONTINUITY OF REMAINING CIRCUITS.
5. EXISTING BOXES, RACEWAYS, WIRING, ETC. WHICH REMAIN IN THE AREA OF WORK SHALL BE SUPPORTED PER CURRENT CODE EDITION.

CITY OF LAS VEGAS NEVADA

REVISIONS

CONSULTANT

Department of Operations and Maintenance

City Hall Fitness Center
495 South Main Street

Electrical Power Demolition Plans

STAMP

REGISTERED PROFESSIONAL ENGINEER-STATE OF NEVADA
JIANZHONG JIANG
Exp: _____
ELECTRICAL
NO. 13959

OWNER: CITY OF LAS VEGAS
Department of Operations & Maintenance

3104 East Bonanza Road
LAS VEGAS, NEVADA 89101
PHONE: (702) 229-6220
FAX: (702) 382-0619
TDD: (702) 386-9108

DRAWN	JJ
FILE	CH-FP Fitness Ctr-E
DATE	October 2012
SCALE	As Shown
BID NO	
CLV DWG NO	521-298-FC
SHT NO	E1.1

DRAWINGS AND SPECIFICATIONS ARE THE PROPERTY OF THE DESIGN PROFESSIONAL WHOSE STAMP OF CERTIFICATION APPEARS ON THE DRAWINGS AND SPECIFICATIONS. ANY USE OR REPRODUCTION IN WHOLE OR IN PART WITHOUT WRITTEN CONSENT IS STRICTLY PROHIBITED. COPIES OF THE DRAWINGS AND SPECIFICATIONS RETAINED BY THE CLIENT MAY BE UTILIZED ONLY FOR OCCUPYING THE PROJECT FOR WHICH THEY WERE PREPARED AND NOT FOR THE CONSTRUCTION OF ANY OTHER PROJECT. N.A.C. 623.780