



DEPARTMENT OF PLANNING

STATEMENT OF FINANCIAL INTEREST

Case Number: **SUP-53624** APN: 125-17-611-002

Name of Property Owner: PPLand Limited Partnership, a Nevada limited partnership

Name of Applicant: Walgreen Co., an Illinois corporation

Name of Representative: Benjamin J. Volmer, Esq.

To the best of your knowledge, does the Mayor or any member of the City Council or Planning Commission have any financial interest in this or any other property with the property owner, applicant, the property owner or applicant's general or limited partners, or an officer of their corporation or limited liability company?

Yes

No

If yes, please indicate the member of the City Council or Planning Commission who is involved and list the name(s) of the person or persons with whom the City Official holds an interest. Also list the Assessor's Parcel Number if the property in which the interest is held is different from the case parcel.

City Official: _____

Partner(s): _____

APN: _____


Signature of Property Owner: *[Handwritten Signature]*

Print Name: PKHAT POJANASOMBON

Subscribed and sworn before me

This 3rd day of March, 2014

[Handwritten Signature]
Notary Public in and for said County and State





DEPARTMENT OF PLANNING

APPLICATION / PETITION FORM

Application/Petition For: Special Use Permit for Accessory Package Liquor
 Project Address (Location) 7755 North Durango Drive, Las Vegas, NV 89131
 Project Name Walgreen's #07864 Proposed Use Retail Establishment with Accessory Package Liquor off-Sale
 Assessor's Parcel #(s) 125-17-611-002 Ward # #6
 General Plan: existing TC proposed TC Zoning: existing SC-TC proposed SC-TC
 Commercial Square Footage 14,820 sf Floor Area Ratio _____
 Gross Acres 1.66 Lots/Units _____ Density _____
 Additional Information _____

PROPERTY OWNER PPLand Limited Partnership Contact _____
 Address 9000 Emerald Hill Way Phone: _____ Fax: _____
 City Las Vegas State NV Zip 89117
 E-mail Address _____

APPLICANT Walgreen Co. Contact Rebecca Lidskin, Esq.
 Address 104 Wilmot Rd, MS 1420 Phone: 847-315-4651 Fax: 847-315-4825
 City Deerfield State IL Zip 60015
 E-mail Address rebecca.lidskin@walgreens.com

REPRESENTATIVE Kolesar & Leatham Contact Benjamin J. Volmer, Esq.
 Address 400 S. Rampart Blvd., Suite 400 Phone: 702-362-7800 Fax: 702-362-9472
 City Las Vegas State NV Zip 89145
 E-mail Address bvolmer@klnevada.com

I certify that I am the applicant and that the information submitted with this application is true and accurate to the best of my knowledge and belief. I understand that the City is not responsible for inaccuracies in information presented, and that inaccuracies, false information or incomplete application may cause the application to be rejected. I further certify that I am the owner or purchaser (or option holder) of the property involved in this application, or the lessee or agent fully authorized by the owner to make this submission, as indicated by the owner's signature below.

Property Owner Signature* [Signature]


* An authorized agent may sign in lieu of the property owner for Final Maps, Tentative Maps, and Parcel Maps.

Print Name PICHAJ POKANASEM BOON

Subscribed and sworn before me

This 3rd day of April, 20 14.

Notary Public in and for said County and State


Jose Carrillo
 Notary Public
 State of Nevada
 My Commission Expires: 07-16-16
 Certificate No: 12-8800-1

Revised 10/27/08

FOR DEPARTMENT USE ONLY

Case # **SUP-53624**
 Meeting Date: **06/10/14 PC**
 Total Fee:
 Date Received:*
 Received By:

*The application will not be deemed complete until the submitted materials have been reviewed by the Department of Planning for consistency with applicable sections of the Zoning Code.
PR-53629
04/09/14

f:\depot\Application Packet\Application Form.pdf

CITY OF LAS VEGAS FIRE DEPARTMENT NOTES

SEE SHEET C-2 FOR CITY OF LAS VEGAS FIRE DEPARTMENT ORIGINAL NOTES.

(1-57) DOUBLE CHECK DETECTOR ASSEMBLY (DCDA)

THE DOUBLE CHECK DETECTOR ASSEMBLY SHALL BE INSTALLED IN ACCORDANCE WITH THE MANUFACTURER'S INSTRUCTIONS. THE DOUBLE CHECK DETECTOR ASSEMBLY SHALL BE INSTALLED IN THE MIDDLE OF THE EXISTING DETECTOR ASSEMBLY. THE DOUBLE CHECK DETECTOR ASSEMBLY SHALL BE INSTALLED IN THE MIDDLE OF THE EXISTING DETECTOR ASSEMBLY. THE DOUBLE CHECK DETECTOR ASSEMBLY SHALL BE INSTALLED IN THE MIDDLE OF THE EXISTING DETECTOR ASSEMBLY.

(1-57) REDUCED PRESSURE PRINCIPLE ASSEMBLY (RPPA)

APPROVED REDUCED PRESSURE PRINCIPLE ASSEMBLY SHALL BE INSTALLED IN ACCORDANCE WITH THE MANUFACTURER'S INSTRUCTIONS. THE REDUCED PRESSURE PRINCIPLE ASSEMBLY SHALL BE INSTALLED IN ACCORDANCE WITH THE MANUFACTURER'S INSTRUCTIONS. THE REDUCED PRESSURE PRINCIPLE ASSEMBLY SHALL BE INSTALLED IN ACCORDANCE WITH THE MANUFACTURER'S INSTRUCTIONS.

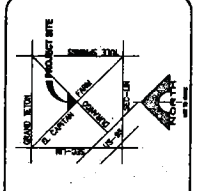
NDOT PERMIT REQUIREMENTS

IF ANY WORK IS NECESSARY WITHIN THE ROAD RIGHT-OF-WAY, THEN AN NDOT PERMIT SHALL BE OBTAINED FROM THE NDOT. THE NDOT PERMIT SHALL BE OBTAINED FROM THE NDOT. THE NDOT PERMIT SHALL BE OBTAINED FROM THE NDOT.

INSTALLATION NOTES

1. WATER TYPE "X" COPPER
2. WATER COPPER
3. FIRE TIGHT ASSEMBLY & WALK PER UNIFORM CODE SECTION 707
4. EACH MANHOLE ASSEMBLY PER UNIFORM CODE SECTION 707
5. WATER SERVICE & WATER PER UNIFORM CODE SECTION 707
6. WATER SERVICE & WATER PER UNIFORM CODE SECTION 707
7. WATER SERVICE & WATER PER UNIFORM CODE SECTION 707
8. WATER SERVICE & WATER PER UNIFORM CODE SECTION 707
9. WATER SERVICE & WATER PER UNIFORM CODE SECTION 707
10. WATER SERVICE & WATER PER UNIFORM CODE SECTION 707
11. WATER SERVICE & WATER PER UNIFORM CODE SECTION 707
12. WATER SERVICE & WATER PER UNIFORM CODE SECTION 707
13. WATER SERVICE & WATER PER UNIFORM CODE SECTION 707
14. WATER SERVICE & WATER PER UNIFORM CODE SECTION 707
15. WATER SERVICE & WATER PER UNIFORM CODE SECTION 707
16. WATER SERVICE & WATER PER UNIFORM CODE SECTION 707
17. WATER SERVICE & WATER PER UNIFORM CODE SECTION 707
18. WATER SERVICE & WATER PER UNIFORM CODE SECTION 707
19. WATER SERVICE & WATER PER UNIFORM CODE SECTION 707
20. WATER SERVICE & WATER PER UNIFORM CODE SECTION 707
21. WATER SERVICE & WATER PER UNIFORM CODE SECTION 707
22. WATER SERVICE & WATER PER UNIFORM CODE SECTION 707
23. WATER SERVICE & WATER PER UNIFORM CODE SECTION 707
24. WATER SERVICE & WATER PER UNIFORM CODE SECTION 707
25. WATER SERVICE & WATER PER UNIFORM CODE SECTION 707
26. WATER SERVICE & WATER PER UNIFORM CODE SECTION 707
27. WATER SERVICE & WATER PER UNIFORM CODE SECTION 707
28. WATER SERVICE & WATER PER UNIFORM CODE SECTION 707
29. WATER SERVICE & WATER PER UNIFORM CODE SECTION 707
30. WATER SERVICE & WATER PER UNIFORM CODE SECTION 707
31. WATER SERVICE & WATER PER UNIFORM CODE SECTION 707
32. WATER SERVICE & WATER PER UNIFORM CODE SECTION 707
33. WATER SERVICE & WATER PER UNIFORM CODE SECTION 707
34. WATER SERVICE & WATER PER UNIFORM CODE SECTION 707
35. WATER SERVICE & WATER PER UNIFORM CODE SECTION 707
36. WATER SERVICE & WATER PER UNIFORM CODE SECTION 707
37. WATER SERVICE & WATER PER UNIFORM CODE SECTION 707
38. WATER SERVICE & WATER PER UNIFORM CODE SECTION 707
39. WATER SERVICE & WATER PER UNIFORM CODE SECTION 707
40. WATER SERVICE & WATER PER UNIFORM CODE SECTION 707
41. WATER SERVICE & WATER PER UNIFORM CODE SECTION 707
42. WATER SERVICE & WATER PER UNIFORM CODE SECTION 707
43. WATER SERVICE & WATER PER UNIFORM CODE SECTION 707
44. WATER SERVICE & WATER PER UNIFORM CODE SECTION 707
45. WATER SERVICE & WATER PER UNIFORM CODE SECTION 707
46. WATER SERVICE & WATER PER UNIFORM CODE SECTION 707
47. WATER SERVICE & WATER PER UNIFORM CODE SECTION 707
48. WATER SERVICE & WATER PER UNIFORM CODE SECTION 707
49. WATER SERVICE & WATER PER UNIFORM CODE SECTION 707
50. WATER SERVICE & WATER PER UNIFORM CODE SECTION 707
51. WATER SERVICE & WATER PER UNIFORM CODE SECTION 707
52. WATER SERVICE & WATER PER UNIFORM CODE SECTION 707
53. WATER SERVICE & WATER PER UNIFORM CODE SECTION 707
54. WATER SERVICE & WATER PER UNIFORM CODE SECTION 707
55. WATER SERVICE & WATER PER UNIFORM CODE SECTION 707
56. WATER SERVICE & WATER PER UNIFORM CODE SECTION 707
57. WATER SERVICE & WATER PER UNIFORM CODE SECTION 707
58. WATER SERVICE & WATER PER UNIFORM CODE SECTION 707
59. WATER SERVICE & WATER PER UNIFORM CODE SECTION 707
60. WATER SERVICE & WATER PER UNIFORM CODE SECTION 707
61. WATER SERVICE & WATER PER UNIFORM CODE SECTION 707
62. WATER SERVICE & WATER PER UNIFORM CODE SECTION 707
63. WATER SERVICE & WATER PER UNIFORM CODE SECTION 707
64. WATER SERVICE & WATER PER UNIFORM CODE SECTION 707
65. WATER SERVICE & WATER PER UNIFORM CODE SECTION 707
66. WATER SERVICE & WATER PER UNIFORM CODE SECTION 707
67. WATER SERVICE & WATER PER UNIFORM CODE SECTION 707
68. WATER SERVICE & WATER PER UNIFORM CODE SECTION 707
69. WATER SERVICE & WATER PER UNIFORM CODE SECTION 707
70. WATER SERVICE & WATER PER UNIFORM CODE SECTION 707
71. WATER SERVICE & WATER PER UNIFORM CODE SECTION 707
72. WATER SERVICE & WATER PER UNIFORM CODE SECTION 707
73. WATER SERVICE & WATER PER UNIFORM CODE SECTION 707
74. WATER SERVICE & WATER PER UNIFORM CODE SECTION 707
75. WATER SERVICE & WATER PER UNIFORM CODE SECTION 707
76. WATER SERVICE & WATER PER UNIFORM CODE SECTION 707
77. WATER SERVICE & WATER PER UNIFORM CODE SECTION 707
78. WATER SERVICE & WATER PER UNIFORM CODE SECTION 707
79. WATER SERVICE & WATER PER UNIFORM CODE SECTION 707
80. WATER SERVICE & WATER PER UNIFORM CODE SECTION 707

SEE CRITERIA
EXPLAIN WHY MATERIALS OTHER THAN CRITERIA WERE USED - REVISE



VICINITY MAP

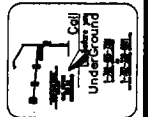
LAS VEGAS VALLEY WATER DISTRICT NOTES:

1. NO WORK SHALL BE DONE WITHIN THE WATER PLANS UNLESS APPROVED FOR CONSTRUCTION BY THE LIVED. FOLLOWING WATER PLAN APPROVAL, NOTICE SHALL BE GIVEN TO THE LIVED COMMUNICATIONS SUPPORT CENTER (386-3377) TWO (2) WORKING DAYS PRIOR TO THE REQUESTED CONSTRUCTION. THE LIVED COMMUNICATIONS SUPPORT CENTER SHALL BE ADVISED OF THE APPROVED CONSTRUCTION. THE LIVED COMMUNICATIONS SUPPORT CENTER SHALL BE ADVISED OF THE APPROVED CONSTRUCTION.
2. ALL WORK SHALL CONFORM TO THE LIVED'S STANDARD PRACTICES, SPECIFICATIONS AND REGULATIONS AND TO THE 2003 EDITION OF UNIFORM CODE AND CONSTRUCTION STANDARDS FOR POTABLE WATER SYSTEMS (UNIFORM CODE).
3. ALL WORK SHALL BE DONE IN ACCORDANCE WITH THE LIVED'S STANDARD PRACTICES, SPECIFICATIONS AND REGULATIONS AND TO THE 2003 EDITION OF UNIFORM CODE AND CONSTRUCTION STANDARDS FOR POTABLE WATER SYSTEMS (UNIFORM CODE).
4. ALL SERVICE LATERALS SHALL BE LOCATED OUTSIDE OF DRIVEWAY AREAS.
5. ALL WATER METER BODIES SHALL BE LOCATED OUTSIDE OF DRIVEWAY AREAS.
6. ALL VALVES SHALL BE LOCATED OUTSIDE OF DRIVEWAY AREAS.
7. ALL WATER AND TRUNK OR MAINLINE WATER CROSSINGS SHALL CONFORM TO SECTION 2116 OF THE 2003 EDITION OF UNIFORM CODE.
8. ALL WATER CROSSINGS SHALL BE PROTECTED BY A CONCRETE CURB AND AN ACCEPTABLE WATER SAMPLE OBTAINED FROM THE WATER CROSSING SHALL BE INSTALLED AND MAINTAINED.
9. THE CONSTRUCTION MUST BE COMPLETED WITHIN TWO (2) WORKING DAYS FROM THE LIVED'S STANDARD PRACTICES, SPECIFICATIONS AND REGULATIONS AND TO THE 2003 EDITION OF UNIFORM CODE AND CONSTRUCTION STANDARDS FOR POTABLE WATER SYSTEMS (UNIFORM CODE).
10. ALL WATER FACILITY CONSTRUCTION MATERIALS USED MUST BE AS LISTED ON THE LIVED PRE-APPROVED MATERIALS AND MANUFACTURER'S LISTING FOR NEW FACILITIES. LATEST EDITION OF SPECIFICATIONS APPROVED ON THESE PLANS.
11. TELEPHONE "CALL BEFORE YOU DIG" AT 1-800-277-3900.

PRJ-533329
04/09/14

DISCLAIMER NOTE

THIS PLAN IS THE PROPERTY OF LAS VEGAS VALLEY WATER DISTRICT. IT IS NOT TO BE REPRODUCED, COPIED, OR TRANSMITTED IN ANY FORM OR BY ANY MEANS, ELECTRONIC OR MECHANICAL, INCLUDING PHOTOCOPYING, RECORDING, OR BY ANY INFORMATION STORAGE AND RETRIEVAL SYSTEM, WITHOUT THE WRITTEN PERMISSION OF LAS VEGAS VALLEY WATER DISTRICT.



LAS VEGAS FIRE DEPARTMENT

DESIGNED BY: [Signature]
 CHECKED BY: [Signature]
 DATE: 04/09/14

LAS VEGAS VALLEY WATER DISTRICT

DESIGNED BY: [Signature]
 CHECKED BY: [Signature]
 DATE: 04/09/14

LINE DATA TABLE

LINE NO.	START STATION	END STATION	LENGTH	WIDTH	DEPTH
1	0+00	0+50	50	48"	36"
2	0+50	1+00	50	48"	36"
3	1+00	1+50	50	48"	36"
4	1+50	2+00	50	48"	36"
5	2+00	2+50	50	48"	36"
6	2+50	3+00	50	48"	36"
7	3+00	3+50	50	48"	36"
8	3+50	4+00	50	48"	36"
9	4+00	4+50	50	48"	36"
10	4+50	5+00	50	48"	36"
11	5+00	5+50	50	48"	36"
12	5+50	6+00	50	48"	36"
13	6+00	6+50	50	48"	36"
14	6+50	7+00	50	48"	36"
15	7+00	7+50	50	48"	36"
16	7+50	8+00	50	48"	36"
17	8+00	8+50	50	48"	36"
18	8+50	9+00	50	48"	36"
19	9+00	9+50	50	48"	36"
20	9+50	10+00	50	48"	36"

R/W CURVE DATA TABLE

STATION	PC	PT	PI	LC	EC	EA	EA
0+00	0+00	0+50	0+50	0+50	0+50	0+50	0+50
0+50	0+50	1+00	1+00	1+00	1+00	1+00	1+00
1+00	1+00	1+50	1+50	1+50	1+50	1+50	1+50
1+50	1+50	2+00	2+00	2+00	2+00	2+00	2+00
2+00	2+00	2+50	2+50	2+50	2+50	2+50	2+50
2+50	2+50	3+00	3+00	3+00	3+00	3+00	3+00
3+00	3+00	3+50	3+50	3+50	3+50	3+50	3+50
3+50	3+50	4+00	4+00	4+00	4+00	4+00	4+00
4+00	4+00	4+50	4+50	4+50	4+50	4+50	4+50
4+50	4+50	5+00	5+00	5+00	5+00	5+00	5+00
5+00	5+00	5+50	5+50	5+50	5+50	5+50	5+50
5+50	5+50	6+00	6+00	6+00	6+00	6+00	6+00
6+00	6+00	6+50	6+50	6+50	6+50	6+50	6+50
6+50	6+50	7+00	7+00	7+00	7+00	7+00	7+00
7+00	7+00	7+50	7+50	7+50	7+50	7+50	7+50
7+50	7+50	8+00	8+00	8+00	8+00	8+00	8+00
8+00	8+00	8+50	8+50	8+50	8+50	8+50	8+50
8+50	8+50	9+00	9+00	9+00	9+00	9+00	9+00
9+00	9+00	9+50	9+50	9+50	9+50	9+50	9+50
9+50	9+50	10+00	10+00	10+00	10+00	10+00	10+00



SCALE: 1"=30'
 30 0 30 60 FEET

SUP-53624

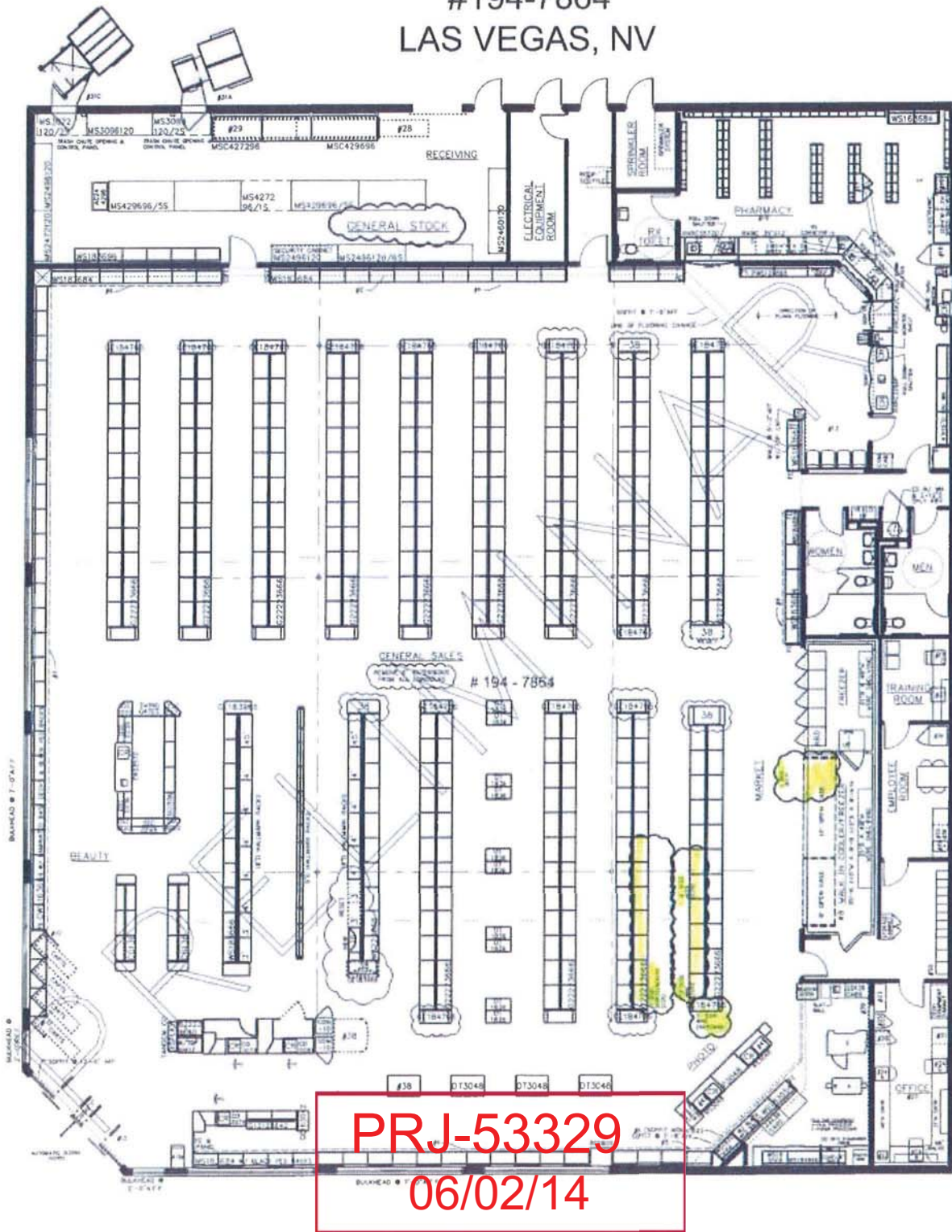
Walgreens's

MARK WALGREENS



1-702-593-8111

#194-7864
LAS VEGAS, NV



SUP-53624 - REVISED