PLANNING & DEVELOPMENT

PLANNING & DEVELOPMENT DEPARTMENT

STATEMENT OF FINANCIAL INTEREST

Case Number: **RQR-33738** APN: 138-28-620-003

Name of Property Owner: Rebel Oil Co Inc

Name of Applicant: Black Gaming

Name of Representative: KKBRF, Tony Celeste

To the best of your knowledge, does the Mayor or any member of the City Council or Planning Commission have any financial interest in this or any other property with the property owner, applicant, the property owner or applicant's general or limited partners, or an officer of their corporation or limited liability company?

_____Yes _____No

If yes, please indicate the member of the City Council or Planning Commission who is involved and list the name(s) of the person or persons with whom the City Official holds an interest. Also list the Assessor's Parcel Number if the property in which the interest is held is different from the case parcel.

City Official: _____

Partner(s): _____ _____

APN: _____

Signature of Property Owner: Jack Cason

Print Name: Jack Cason

Subscribed and sworn before me

This 11TH day of May, 2009

Carol J. Shivers

Notary Public in and for said County and State

CAROL J. SHIVERS
Notary Public State of Nevada
No. 92-3850-1
My appt. exp. July 23, 2012

FIRE DEPARTMENT NOTES

1. ALL WORK SHALL BE DONE IN STRICT ACCORDANCE WITH THE CITY OF LAS VEGAS FIRE DEPARTMENT "HYDRANT SPECIFICATIONS", "HYDRANT INSTALLATION SPECIFICATIONS" AND ORDINANCE #4-71.
2. AUTHORIZED HYDRANTS FOR THIS PROJECT ARE:
   A. KENNEDY GUARDIAN
   B. MUELLER A-423 (CENTURION)
   C. CLOW MODEL 2548 MEDALLION
3. ON ANY NEW HOME OR BUILDING INSTALLATION, ACCESSIBLE FIRE HYDRANTS SHALL BE INSTALLED BEFORE COMBUSTIBLE CONSTRUCTION COMMENCES AND SAID FIRE HYDRANTS SHALL BE IN GOOD WORKING ORDER WITH AN ADEQUATE WATER SUPPLY.
4. CONTRACTOR SHALL PLACE A BLUE REFLECTIVE MARKER AT CENTERLINE OF STREET ADJACENT TO FIRE HYDRANT AS REQUIRED BY ORDINANCE #4-71 TO IDENTIFY FIRE HYDRANT LOCATIONS.
5. CALL THE LAS VEGAS BUILDING DEPARTMENT AT [illegible] FOR UNDERGROUND INSPECTION, PRESSURE AND FLUSH VERIFICATION OF ALL FIRE HYDRANTS AND FIRE LINES BEFORE COVERING.
6. PAINTING OF THE CURBS AND HYDRANT AND ANY WORK NECESSARY FOR PROTECTION OF HYDRANTS FROM PHYSICAL DAMAGE PER ORDINANCE #3-71 SHALL BE COMPLETED BEFORE APPROVAL BY THE CITY OF LAS VEGAS FIRE DEPARTMENT.
7. A PERMIT IS REQUIRED FROM THE FIRE DEPARTMENT FOR ON-SITE WATER LINE AND FIRE HYDRANT. THE HYDRANT AND CONTRACTORS MATERIAL AND TEST CERTIFICATE FOR UNDERGROUND PIPING FORM SHALL BE OBTAINED FROM THE FIRE PROTECTION ENGINEER PRIOR TO ANY WORK BEGINNING.
8. A FLOW TEST MUST BE WITNESSED BY THE FIRE DEPARTMENT PRIOR TO OCCUPANCY FOR VERIFICATION OF REQUIRED ON-SITE WATER SUPPLY.
9. ALL ON-SITE FIRE MAIN MATERIALS MUST BE U.L. LISTED AND A.W.W.A. APPROVED.
10. FIRE HYDRANT SPACING:
    RESIDENTIAL - 500 FEET UNSPRINKLERED, 600 FEET SPRINKLERED.
    COMMERCIAL, INCLUDING MULTI-FAMILY - 300 FEET UNSPRINKLERED, 400 FEET SPRINKLERED.
11. NO FIRE HYDRANT SHALL BE LOCATED WITHIN THE REQUIRED RADIUS OF A CUL-DE-SAC OR WITHIN 20 FEET OF THE PERIMETER OF THE RADIUS OF THE CUL-DE-SAC.
12. NO FIRE HYDRANT SHALL BE LOCATED WITHIN 4 FEET OF ANY CURB RETURN, DRIVEWAY, POWER POLE, STREET LIGHT OR ANY OTHER OBSTRUCTION.
13. NOT MORE THAN 2 HYDRANTS CAN BE OUT OF SERVICE DUE TO A SINGLE MAIN BREAK.
14. THE TURNING RADIUS FOR ANY FIRE APPARATUS ACCESS ROAD AND/OR FIRE LANE, PUBLIC OR PRIVATE SHALL BE NOT LESS THAN 45 FEET OUTSIDE RADIUS AND 22 FEET INSIDE RADIUS.
15. A FIRE APPARATUS ROAD SHALL BE REQUIRED WHICH ANY PORTION OF AN EXTERIOR WALL OF THE FIRST STORY IS LOCATED MORE THAN 150 FEET FROM A FIRE DEPARTMENT VEHICLE ACCESS. (SEE EXCEPTIONS IN UFC #1, SECTION 10.207).
16. ALL DEAD END FIRE APPARATUS ACCESS ROADS AND/OR FIRE LANES PUBLIC OR PRIVATE IN EXCESS OF 150 FEET IN LENGTH SHALL BE PROVIDED WITH AN APPROVED TURNAROUND AREA. SEE ORDINANCE #4-71.
17. ELECTRICALLY FUNCTIONING GATES SHALL BE PROVIDED WITH EMERGENCY VEHICLE ACCESS AS PER UFC #1 AND SYSTEM MUST BE COMPATIBLE WITH THE CITY OF LAS VEGAS OPTICOM FOR AUTOMATIC EMERGENCY VEHICLE ACCESS GATES.

C L V STREETLIGHT NOTES

1. ALL STREET LIGHT INSTALLATIONS SHALL CONFORM TO THE STANDARD DETAILS AND SPECIFICATIONS OF THE CITY OF LAS VEGAS, AND SHALL ALSO CONFORM TO THE UNIFORM STANDARD SPECIFICATIONS FOR PUBLIC WORKS CONSTRUCTION OF OFF-SITE IMPROVEMENTS, CLARK COUNTY AREA, LATEST EDITION, UNLESS OTHERWISE NOTED.

ESTIMATE OF QUANTITIES

STD. F.H. WITH 6" GATE VALVE & 6" PVC LAT.	3 EA
8" PVC WATER	690 LF
8" GATE VALVE WITH VALVE BOX & COVER	1 EA
8" [illegible]	1 EA
1 1/2" WATER SERVICE LATERAL	5 EA
2" WATER SERVICE LATERAL	1 EA
3/4" RPPA	2 EA
[illegible]	2686 SF
STREET LIGHTS	6 EA
SIDEWALK RAMPS	1 EA
500 MALE UNDERDRAIN	1 EA
DRIVEWAYS	[illegible] SF

C L V SEWER NOTES

1. ALL CONSTRUCTION AND MATERIALS SHALL BE IN ACCORDANCE WITH THE LATEST EDITION OF THE DESIGN & CONSTRUCTION STANDARDS FOR WASTEWATER COLLECTION SYSTEMS AND THE UNIFORM STANDARD SPECIFICATIONS FOR PUBLIC WORKS CONSTRUCTION OFF-SITE IMPROVEMENTS, CLARK COUNTY AREA, NEVADA, AS AMENDED. IN ALL CASES, THESE STANDARDS SHALL SUPERSEDE THE UNIFORM STANDARD SPECIFICATIONS. IT WILL BE THE RESPONSIBILITY OF THE CONTRACTOR TO BE AWARE OF THE CONTENTS OF THE ABOVE SPECIFICATION BOOKS.
2. IT SHALL BE THE CONTRACTOR'S RESPONSIBILITY TO PERFORM CONSTRUCTION AS PER PLANS. ANY ADDITIONS, DELETIONS, OR CHANGES SHALL FIRST MEET WITH THE APPROVAL OF THE CONTROLLING AGENCY.
3. CHISEL "S" OR "G" IN CURBS WHERE SEWER OR GAS LATERALS PASS UNDER THE CURB.
4. POLYVINYL (PVC) SEWER PIPE SHALL MEET ASTM D-3034 SDR 35 SPECIFICATIONS, INSTALLED WITH SAND BEDDING AND BACKFILL OF TYPE II GRAVEL.
5. ALL MANHOLES IN PAVED STREETS 80' R/W AND LARGER, SHALL HAVE CONCRETE COLLARS.
6. TEE SADDLES SHALL BE USED TO CONNECT SEWER LATERALS TO EXISTING MAIN LINES UP TO 15" DIAMETER IN SIZE. CONNECTIONS TO 15" OR LARGER MAINS SHALL REQUIRE SPECIAL PROCEDURES.
7. A SEWER MAIN CROSSING OVER A WATER MAIN OR LESS THAN 18" UNDER A WATER MAIN, MUST BE REINFORCED CONCRETE ENCASED FOR A DISTANCE NOT LESS THAN TEN FEET (10') TO EACH SIDE OF THE CENTERLINE OF THE WATER MAIN.
8. ALL CONTRACTORS INSTALLING SEWER MAINS THAT WILL BE UNDER THE JURISDICTION OF THE CONTROLLING AGENCY MUST BE CLASS "A" CONTRACTORS.
9. THE CITY OF LAS VEGAS WILL NOT ACCEPT ANY SEWER MAINS WHICH HAVE A VERTICAL DEFLECTION OF MORE THAN ONE TENTH (0.1) OF A FOOT FROM THE APPROVED CONSTRUCTION PLANS. SEWER MAINS FOUND TO EXCEED THIS TOLERANCE WILL HAVE TO BE REPAIRED OR REMOVED AND REPLACED TO THE SATISFACTION OF THE CITY ENGINEER PRIOR TO ACCEPTANCE BY THE CITY.

LEGEND

- FIRE HYDRANT W/ 6" G.V.
- WATER LINE
- SEWER LINE
- SEWER LATERAL
- GATE VALVE
- SEWER MANHOLE
- 1 1/4" PVC CONDUIT (ST. LT.)
- 250W HPS LUMINAIRE W/ 35 OA POLE
- 100W HPS LUMINAIRE W/ 11 OA POLE
- NO. 3 1/2 CONC. PULL BOX W/ METAL COVER
- COVERED PARKING SPACES

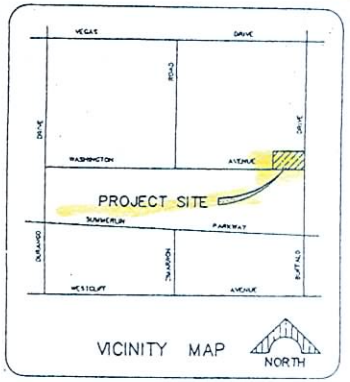

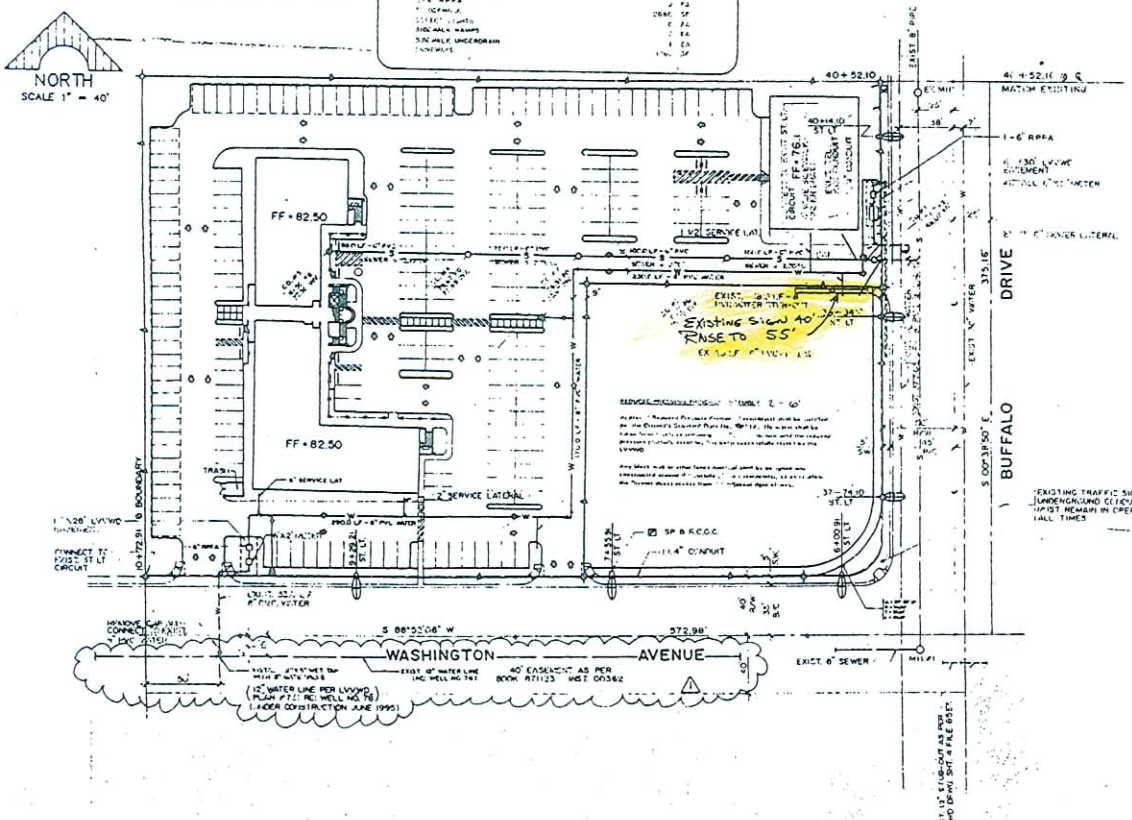

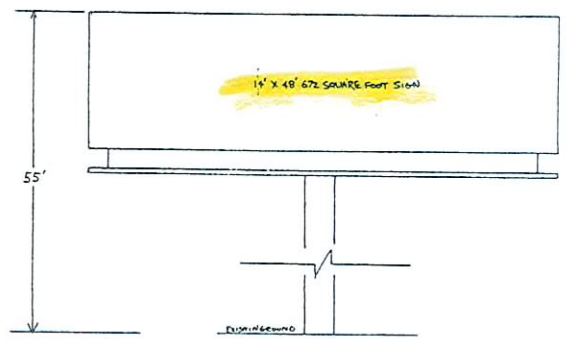

ELEVATION

RECEIVED
MAY 19 2009

RQR-33738
06/11/09 PC

107-V2354

REV.	DATE	DESCRIPTION
1	06-02-09	1st REVISED SUBMITTAL
2	06-12-09	2nd REVISED SUBMITTAL
3	06-18-09	3rd REVISED SUBMITTAL

RECOMMENDED:
LEONARDO V. DELUNA R.E. NO. 3784 DATE

DeLUNA, INC.
ENGINEERING • PLANNING • SURVEYING
7310 SMOKE RANCH ROAD, SUITE 1, LAS VEGAS, NEVADA 89128 (702) 255-8242

SHEET CONTENTS:
ROCK SPRINGS VISTA DEV. CO.
ROCK SPRINGS VISTA COMMERCIAL
UTILITY PLAN

SHEET 1 OF 2 SHEETS

9429 UP