PLANNING & DEVELOPMENT

PLANNING & DEVELOPMENT DEPARTMENT

STATEMENT OF FINANCIAL INTEREST

Case Number: VAR- 34998 APN: 162-07-512-010

Name of Property Owner: Pham Capital, LLC

Name of Applicant: American West Petrolium.

Name of Representative: Ken Ballard

To the best of your knowledge, does the Mayor or any member of the City Council or Planning Commission have any financial interest in this or any other property with the property owner, applicant, the property owner or applicant's general or limited partners, or an officer of their corporation or limited liability company?

☐ **Yes** ☒ **No**

If yes, please indicate the member of the City Council or Planning Commission who is involved and list the name(s) of the person or persons with whom the City Official holds an interest. Also list the Assessor's Parcel Number if the property in which the interest is held is different from the case parcel.

City Official: _____

Partner(s): _____ _____

APN: _____

Signature of Property Owner: _____

Print Name: THANH T PHAM

Subscribed and sworn before me

This 1 day of April 2009

Notary Public in and for said County and State

JENNIFER E. LEHR
Notary Public State of Nevada
No. 02-73181-1
My appt. exp. Feb. 1, 2010

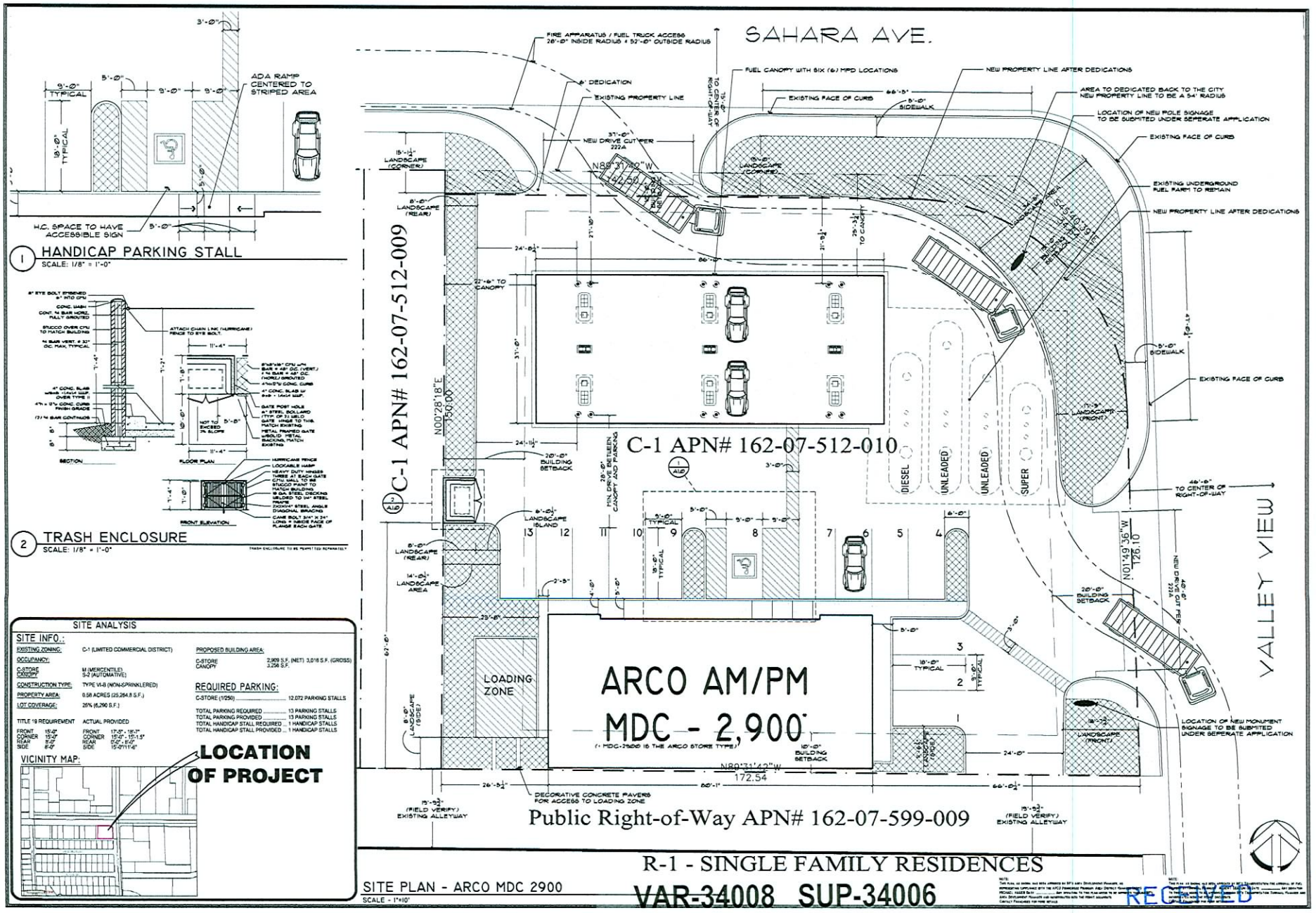

VAR-34008 SUP-34006

SDR-34010 05/14/09 PC

REVISED

RECEIVED

APR 09 2009

PLANT SCHEDULE

SYMBOL	BOTANICAL NAME	COMMON NAME	SIZE	QUANTITY
TREES				
	ULMUS PARVIFOLIA	EVERGREEN ELM	24"	3
	PROSOPIS CHILENSIS	CHILEAN MESQUITE	24"	20
	SABAL MINOR	DWARF PALM PALMETTO	24"	5
SHRUBS				
	PITTOSPORUM TOBIRA	JAPANESE MOCK ORANGE	5 GAL	30
	CYCAS REVOLUTA	SAGO PALM	5 GAL	40
	SALVIA GREGGII 'CHERRY RED'	AUTUMN SAGE	5 GAL	17

GENERAL NOTES:

1. CONTRACTOR IS RESPONSIBLE TO VERIFY ALL PLANT QUANTITIES. THE PLANT LIST IS INTENDED AS A REFERENCE ONLY.
2. LANDSCAPE ARCHITECT IS TO APPROVE ALL PLANT MATERIAL PRIOR TO INSTALLATION WITH PRIOR NOTICE OF 48 HOURS.
3. PLANT MATERIAL IS TO HAVE IDENTIFICATION TAGS ON 10% OF TOTAL QUANTITY OF EACH SPECIES SHOWING GENUS, SPECIES AND VARIETY, ETC.
4. PROVIDE MATCHING SIZES AND FORMS OF LIKE SHRUB SPECIES AS SHOWN ON DRAWINGS.
5. DECOMPOSED GRANITE 1/2" MINUS, COLOR PER CONSTRUCTION DOCUMENTS, 2" DEPTH TYPICAL IN ALL PLANTING BEDS. DECOMPOSED GRANITE TO CONTAIN 40% FINES AND 60% AGGREGATE. CONTRACTOR TO RECEIVE VERIFICATION OF THIS FROM THE SUPPLIER AND PRESENT VERIFICATION TO THE OWNER PRIOR TO ANY INSTALLATION.
6. ALL UTILITY BOXES EXCEEDING 27 CUBIC FEET IN SIZE SHALL MEET THE STANDARDS OF LVMC TITLE 19.2.040
7. THIS LANDSCAPE PLAN, AS SUBMITTED, IS ONLY TO SHOW INTENT OF COMPLYING WITH THE STANDARDS OF LVMC 19.12. A TECHNICAL LANDSCAP PLAN WILL BE SEALED BY A LISCENSED ARCHITECT/LANDSCAPE ARCHITECT AT THE TIME AN APPLICATION IS MADE FOR A BUILDING PERMIT.

TITLE 19.12
LANDSCAPE AND OPEN SPACE STANDARDS

	STANDARD	REQUIRED **	PROVIDED	COMPLIANCE
PARKING AREA	1 TREE / 6 SPACES	14 TREES	14 TREES	YES
BUFFER				
MIN. TREES				
(FRONT: EAST PROPERTY LINE) - 94.42' *	1 TREE / 20 LINEAR FEET	5 TREES	6 TREES	YES
(SIDE: SOUTH PROPERTY LINE) - 148.94' *	1 TREE / 20 LINEAR FEET	8 TREES	8 TREES	NO *** -
(CORNER: NORTH PROPERTY LINE) - 19.62' *	1 TREE / 20 LINEAR FEET	0 TREES	7 TREES	YES
(REAR: WEST PROPERTY LINE) - 150.0' *	1 TREE / 30 LINEAR FEET	5 TREES	7 TREES	YES
TOTAL		21 TREES	34 TREES	NO ***
MIN. ZONE WIDTH				
(FRONT: EAST PROPERTY LINE)	15 FEET		12.42 FEET	YES
(SIDE: SOUTH PROPERTY LINE)	8 FEET		0 FEET	NO *** -
(CORNER: NORTH PROPERTY LINE)	15 FEET		15 FEET	YES
(REAR: WEST PROPERTY LINE)	8 FEET		8 FEET	YES **

(SEVEN) LANDSCAPE PROPERTY LINE
EAST - 12.17' + 16.52' - 12.00' = 16.69' PLUS
SOUTH - 172.54' - 24.00' = 148.94' PLUS
NORTH - 16.00' + 12.00' - 10.00' = 19.62' PLUS
WEST - 150.0' = 150.0'
CORNER - 34.42' (DISTANCE TO NORTH & EAST) - (PART OUT ON SIDEWALK) = 19.62'
(PART OUT ON SIDEWALK) = 14.80'
(PART INSIDE BUILDING) = 19.62'
** WITH THE 10.00' RIGHT-HAND TURN LANE AND SIDEWALK PROJECT WITHIN THE DEDICATED RIGHT-OF-WAY ALONG THE SOUTHERN BOUNDARY, THE LANDSCAPE AREA WILL BE REDUCED. ALL AREAS THAT ARE NOT WITHIN THE RIGHT-OF-WAY WILL BE LANDSCAPED. THE ADDITIONAL LANDSCAPE AREA WILL BE PROVIDED ON THE SITE TO COMPENSATE FOR THE REDUCED AREA.
*** THE ARCHITECT HAS PROVIDED ADDITIONAL LANDSCAPE AREA TO MITIGATE THE REDUCED PARKING AREA. THE ADDITIONAL LANDSCAPE AREA PROVIDED EXCEEDS THE MINIMUM REQUIREMENTS.

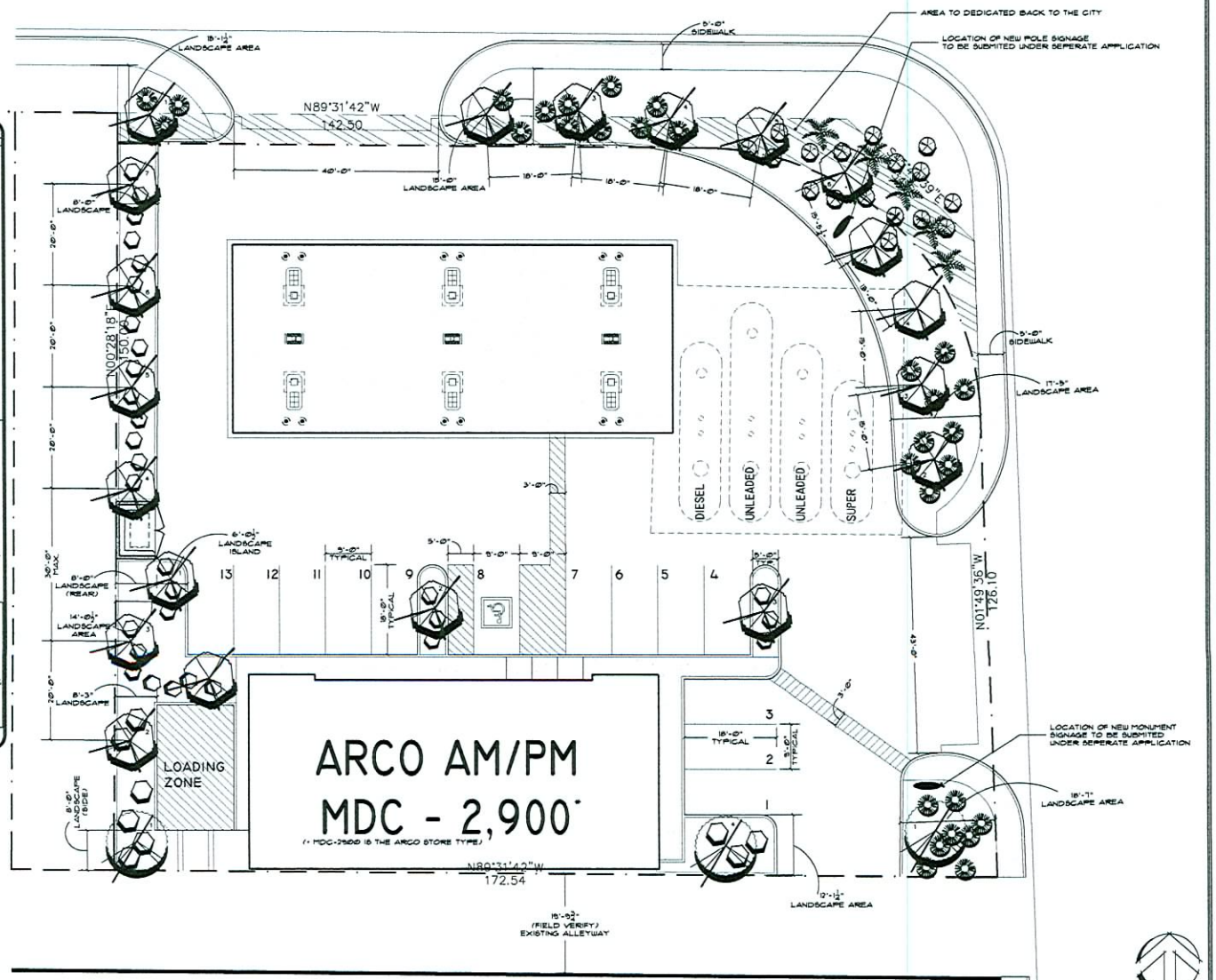

LANDSCAPE PLAN - ARCO MDC 2900
SCALE - 1"=10'

VAR-34008 SUP-34006
SDR-34010 05/14/09 PC
REVISED

RECEIVED
APR 09 2009

SUZANA RUTAR, Architect Ltd.
Architectural Design & Planning
1950 E. Farm Springs Road
Las Vegas, Nevada 89119
Telephone (702) 263-6176
Fax (702) 361-2662
A Professional Corporation

PRELIMINARY NOT FOR CONSTRUCTION

LANDSCAPE PLAN
ARCO NTI
SAHARA & VALLEY VIEW
OWNER'S NAME
CITY OF LAS VEGAS

PROJECT NAME
CLIENT

DRAWING NO.	DATE
ENGS-ARC_FNT	2.27.09
Drawn by: KAR	CHECKED BY: KAR

No.	DATE	DESCRIPTION
	4.9.09	STAFF COMMENTS

DRAWING NO.: LI.0

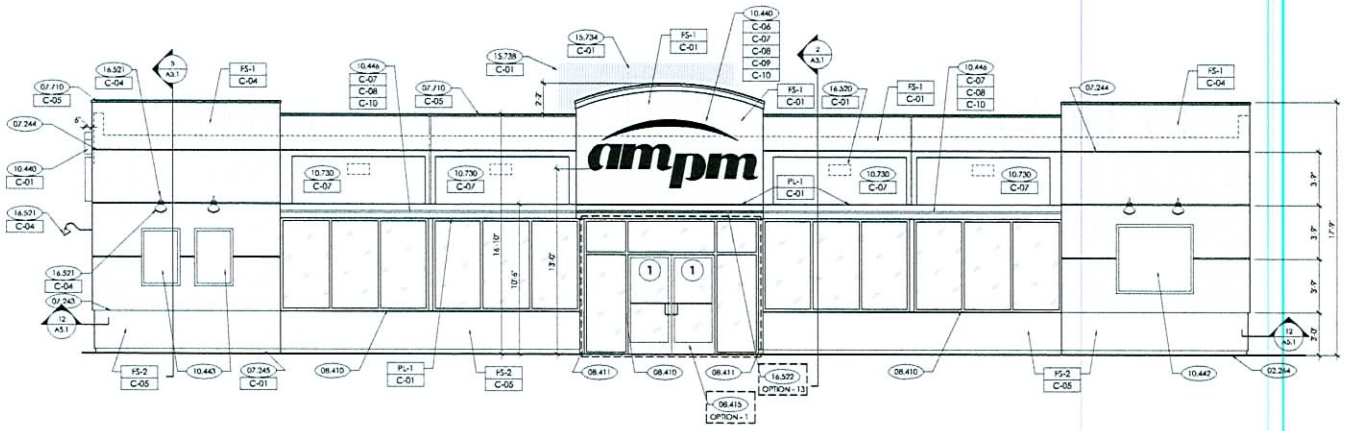

1 FRONT ELEVATION - WOR
1/4"=1'-0"

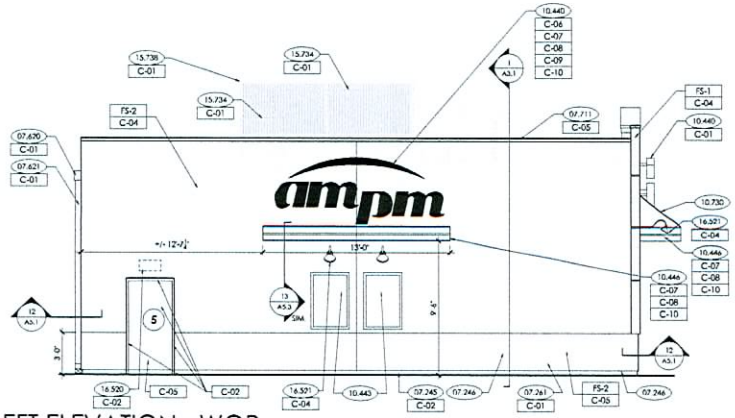

2 LEFT ELEVATION - WOR
1/4"=1'-0"

GENERAL NOTES:

A. REVEAL LOCATIONS IN FINISH SYSTEM SHOWN ARE TO ALIGN AS CLOSELY AS POSSIBLE.
B. DIMENSIONS ARE TO THE CENTERLINE OF REVEALS.

KEYED NOTES:

02.264 GRADE. REFER TO CIVIL PLAN
07.243 TERMINATION REFER TO DETAIL **13/A5.1**
07.244 1" REVEAL IN FINISH REFER DETAIL **10/A5.1**
07.245 4" BREAK METAL BASE. SEE DETAIL **11/A5.1**
07.246 CONTROL JOINT IN FINISH SYSTEM, MAXIMUM 20'-0" O.C.
07.460 ACM PANEL
07.533 APPROXIMATE ROOF LINE
07.620 6" PRE-FINISHED 22 GA. METAL GUTTER. REFER TO DETAIL **6/A5.1**
07.621 3"x3" 22 GA. GALVANIZED PREFINISHED METAL DOWNSPOUT
07.710 SHOP FORMED PREFINISHED METAL COPING. REFER TO DETAIL **1/A5.1**
07.711 SHOP FORMED PREFINISHED METAL COPING CAP. REFER TO **2/A5.1**
08.410 ALUMINUM ENTRANCE AND STOREFRONT SYSTEM. REFER TO **A5.3** & SPEC.
08.411 ALUMINUM CLADDING [OMIT @ SIM.]
08.415 OPTION 1 - AUTOMATIC BI-PARTING ENTRANCE DOORS. REFER TO DETAIL **1/A5.4**
10.440 INTERNALLY ILLUMINATED SIGN BY SIGNAGE CONTRACTOR
10.442 64"Wx84"H POP POSTER, BY SIGNAGE CONTRACTOR
10.443 32"Wx48"H POP POSTER, BY SIGNAGE CONTRACTOR
10.446 VINYL DECAL APPLIED TO ACM PANEL
10.730 ALUMINUM FRAME FABRIC AWNING - SUNBRELLA ORANGE - 4609-0000. REFER TO SHEET **4/A3.2**
15.734 ROOF MECHANICAL UNITS
15.737 3' H. MECHANICAL SCREEN AT REAR OF BUILDING SEE DETAIL **9/A5.2**
15.738 6' H. MECHANICAL SCREEN AT RTU SEE DETAIL 9/A5.2
16.520 EXTERIOR LIGHT. REFER TO LIGHTING PLAN SHEET E1.3
16.521 GOOSENECK LIGHTING FIXTURES
16.522 OPTION 13 - LED LIGHT TUBE SURFACE MOUNTED TO FACE OF ACM PANEL

EXTERIOR FINISHES:

PL-1	ALUMINUM ACM PANEL
FS-1	EXTERIOR INSULATION AND FINISH SYSTEM PROVIDE CONTROL JOINTS AS SHOWN
FS-2	DIRECT APPLIED FINISH SYSTEM

EXTERIOR PAINTS:

C-01	COLOR: BP PEARL - RAL 1013 ICI #A0063 "INDIAN LEGEND"
C-02	COLOR: BP DARK PEARL ICI #A0767, "DESERT VALLEY"
C-04	COLOR: ampm TAN ICI #A0717, "INDIAN CORN"
C-05	COLOR: ampm DARK TAN ICI #A1761, "ONIONSKIN TAN"
C-06	COLOR: ampm YELLOW PMS 116C
C-07	COLOR: SUNBRELLA ORANGE #4609-0000
C-08	COLOR: ampm RED PMS 032C
C-09	COLOR: ampm PURPLE PANTONE PURPLE
C-10	COLOR: ampm BLUE PMS 072C
C-11	COLOR: BP HIGH HIDING WHITE ICI BP HIGH HIDING WHITE (CUSTOM)
C-12	COLOR: ARCO BLUE PMS 286R
C-13	COLOR: ARCO LIGHT BLUE PMS 2935
C-14	COLOR: OMEGA YELLOW ICI #A0775

SUZANA RUTAR Architect Ltd.
Architectural Design & Planning
1960 E. Warm Springs Road
Las Vegas, Nevada 89119
Telephone (702) 895-8178
Fax (702) 361-2882
A Professional Corporation

PRELIMINARY NOT FOR CONSTRUCTION

THE CONTRACTOR SHALL CHECK AND VERIFY ALL DIMENSIONS AND REPORT ANY ERRORS AND OMISSIONS TO THE ARCHITECT BEFORE PROCEEDING WITH THESE DRAWINGS AND NOT TO BE SCALED. ANY USE OR REPRODUCTION OF THIS DOCUMENT OR THE ATTACHED DRAWINGS OR THE USE OF THE DESIGN APPEARING SEAL OF CONCEPTS DESCRIBED IN THIS DOCUMENT AND ANY PART THEREOF WITHOUT THE WRITTEN OR PART BY ANY PERSON WHATSOEVER IS STRICTLY PROHIBITED EXCEPT BY SELECTED OF FILES AS PLEASE ARCHITECT AS THE ARCHITECT OF RECORD FOR THE PROJECT AND WITH THE SPECIFIC WRITTEN CONSENT OF SUZANA RUTAR ARCHITECT.
COPYRIGHT 2009
SUZANA RUTAR ARCHITECT LTD.
A PROFESSIONAL CORPORATION

CONTRACTOR TO SUBMIT LIMITS OF WORK ILLUSTRATION OF THIS PROJECT WARRANTY AND SUPPLEMENTS THAT HAVE BEEN REVIEWED & COMPLETED BY THE BUILDING CONSTRUCTION DOCUMENTS (MATERIALS AND SPECIFICATIONS) FOR THE PROJECT AS DESIGNED BY THE ARCHITECT AND ISSUED FOR THE CONSTRUCTION IN SUBMISSION THE CONTRACTOR IS ASSUMED TO HAVE THE CONSTRUCTION DRAWINGS AND/OR SPECIFICATIONS AS ISSUED BY THE ARCHITECT FOR THIS PROJECT.

PROJECT NAME: FRONT & LEFT ELEVATIONS
ARCO NTI
SAHARA & VALLEY VIEW
CLIENT: OWNER'S NAME
CITY OF LAS VEGAS

PROJECT NO. 2905-ARC_FNT	DATE 7.27.09
DRAWN BY N.M.	CHECKED BY N.M.

NO.	DATE	DESCRIPTION

DRAWING NO.: A2.1
ENTITLEMENT PACKAGE SUBMITTAL

VAR-34008 SUP-34006
SDR-34010 05/14/09 PC

RECEIVED
MAR 31 2009

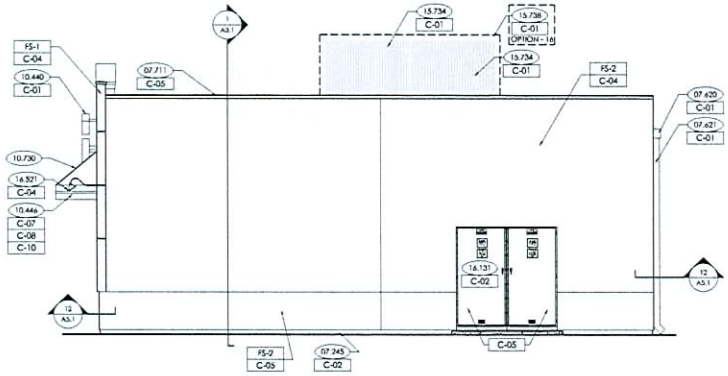

1 RIGHT ELEVATION - WOR
1/4"=1'-0"

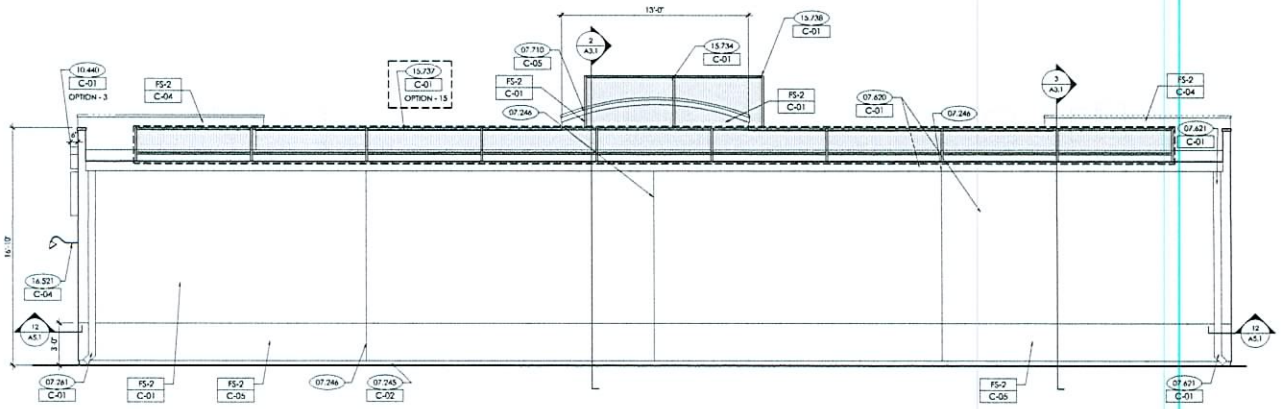

2 REAR ELEVATION - WOR
1/4"=1'-0"

GENERAL NOTES:

A. REVEAL LOCATIONS IN FINISH SYSTEM SHOWN ARE TO ALIGN AS CLOSELY AS POSSIBLE
B. DIMENSIONS ARE TO THE CENTERLINE OF REVEALS

KEYED NOTES:

02.264 GRADE, REFER TO CIVIL PLAN
03.480 STEEL BOLLARD, REFER TO DETAIL **1/S2.1**
07.243 TERMINATION REFER TO DETAIL **13/A5.1**
07.244 1" REVEAL IN FINISH REFER DETAIL **10/A5.1**
07.245 4" BREAK METAL BASE, SEE DETAIL **11/A5.1**
07.246 CONTROL JOINT IN FINISH SYSTEM, MAXIMUM 20'-0" O.C.
07.460 ACM PANEL
07.533 APPROXIMATE ROOF LINE
07.620 6" PRE-FINISHED 22 GA. METAL GUTTER, REFER TO DETAIL **6/A5.1**
07.621 3"x5" 22 GA. GALVANIZED PREFINISHED METAL DOWNSPOUT
07.710 SHOP FORMED PREFINISHED METAL COPING, REFER TO DETAIL **1/A5.1**
07.711 SHOP FORMED PREFINISHED METAL COPING CAP, REFER TO **2/A5.1**
08.415 OPTION 1 - AUTOMATIC BI-PARTING ENTRANCE DOORS, REFER TO DETAIL **1/A5.4**
10.440 INTERNALLY ILLUMINATED SIGN BY SIGNAGE CONTRACTOR
10.443 32"Wx48"H POP POSTER, BY SIGNAGE CONTRACTOR
10.446 VINYL DECAL APPLIED TO ACM PANEL
15.734 ROOF MECHANICAL UNITS
15.737 3' H. MECHANICAL SCREEN AT REAR OF BUILDING SEE DETAIL **9/A5.2**
15.738 6' H. MECHANICAL SCREEN AT RTU SEE DETAIL **9/A5.2**
16.131 ELECTRICAL CABINETS, REFER TO SHEET **E1.2**
16.520 EXTERIOR LIGHT, REFER TO LIGHTING PLAN SHEET **E1.3**
16.521 GOOSENECK LIGHTING FIXTURES

EXTERIOR FINISHES:

PL-1	ALUMINUM ACM PANEL
FS-1	EXTERIOR INSULATION AND FINISH SYSTEM PROVIDE CONTROL JOINTS AS SHOWN
FS-2	DIRECT APPLIED FINISH SYSTEM

EXTERIOR PAINTS:

C-01	COLOR: BP PEARL - RAL 1013 ICI #A0063 "INDIAN LEGEND"
C-02	COLOR: BP DARK PEARL ICI #A0067, "DESERT VALLEY"
C-04	COLOR: ampm TAN ICI #A0717, "INDIAN CORN"
C-05	COLOR: ampm DARK TAN ICI #A1761, "ONIONSKIN TAN"
C-06	COLOR: ampm YELLOW PMS 116C
C-07	COLOR: SUNBRELLA ORANGE #4609-0000
C-08	COLOR: ampm RED PMS 032C
C-09	COLOR: ampm PURPLE PANTONE PURPLE
C-10	COLOR: ampm BLUE PMS 072C
C-11	COLOR: BP HIGH HIDING WHITE ICI BP HIGH HIDING WHITE (CUSTOM)
C-12	COLOR: ARCO BLUE PMS 288
C-13	COLOR: ARCO LIGHT BLUE PMS 2936
C-14	COLOR: OMEGA YELLOW ICI #A0775

SUZANA RUTAR Architect Ltd.
Architectural Design & Planning
1950 E. Warm Springs Road
Las Vegas, Nevada 89119
Telephone (702) 283-8178
Fax (702) 361-2082
A Professional Corporation

SUZANA RUTAR
ARCHITECT
Seal:
PRELIMINARY
NOT FOR CONSTRUCTION

THE CONTRACTOR SHALL CHECK AND VERIFY ALL DIMENSIONS AND REPORT ANY ERRORS OR OMISSIONS TO THE ARCHITECT PRIOR TO COMMENCING WORK. THESE DRAWINGS ARE NOT TO BE SCALED. ANY USE OR REPRODUCTION OF THIS DOCUMENT OR THE ATTACHED DRAWINGS OR THE USE OF THE DESIGN APPROACH, IDEAS OR CONCEPTS DESCRIBED IN THIS DOCUMENT IN WHOLE OR IN PART BY ANY PERSON WHATSOEVER IS STRICTLY PROHIBITED EXCEPT BY SELECTION OF SUZANA RUTAR, ARCHITECT, AS THE ARCHITECT OF RECORD FOR THE PROJECT AND WITH THE SPECIFIC WRITTEN CONSENT OF SUZANA RUTAR, ARCHITECT.
©COPYRIGHT 2009
SUZANA RUTAR, ARCHITECT, LTD.
A PROFESSIONAL CORPORATION

THE CONTRACTOR IS RESPONSIBLE FOR THE CONSTRUCTION OF THIS PROJECT. WARRANTIES AND APPROVALS THAT HAVE BEEN REFERENCED A COMPLETE SET OF BUILDING CONSTRUCTION DOCUMENT DRAWINGS AND SPECIFICATIONS FOR THE PROJECT AS DESIGNED BY THE ARCHITECT AND CONSULTANTS HAVE BEEN PREPARED A COMPLETE SET OF BUILDING CONSTRUCTION DOCUMENT DRAWINGS AND SPECIFICATIONS AND/OR SPECIFICATIONS AS INDICATED BY THE ARCHITECT FOR THIS PROJECT.

PROJECT NAME:
REAR & RIGHT ELEVATIONS
ARCO NTI
SAHARA & VALLEY VIEW

CLIENT:
OWNER'S NAME
CITY OF LAS VEGAS

PROJECT NO.:	DATE:
2905-ARC_PNP	2.27.09
DRAWN BY: KAB	CHECKED BY: KAB

NO.	DATE	DESCRIPTION

DRAWING NO.:
A2.2
ENTITLEMENT PACKAGE SUBMITTAL

VAR-34008 SUP-34006
SDR-34010 05/14/09 PC

RECEIVED
MAR 31 2009

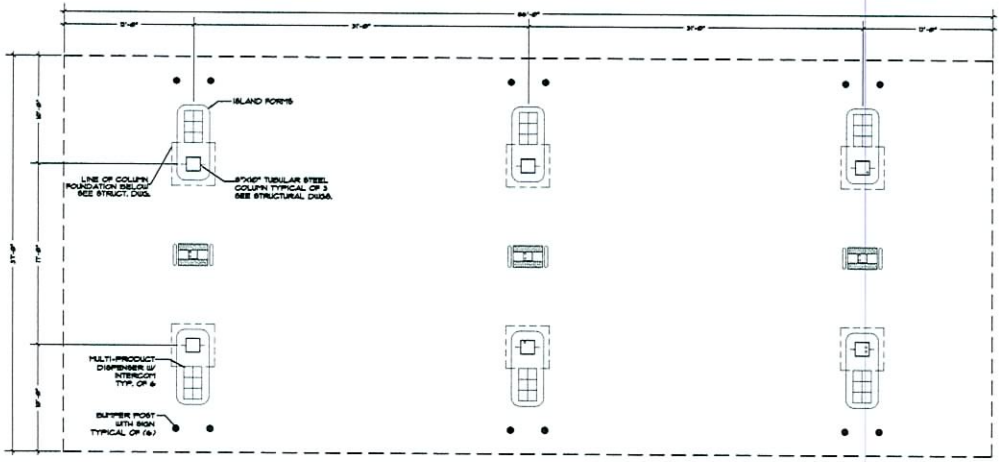

1 FLOOR PLAN
SCALE: 3/16"=1'-0"

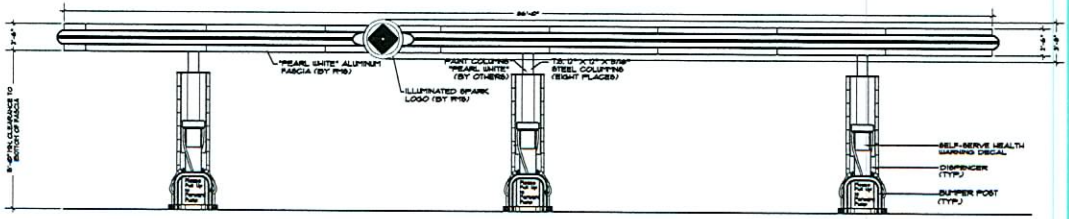

2 FRONT/REAR ELEVATION
SCALE: 3/16"=1'-0"

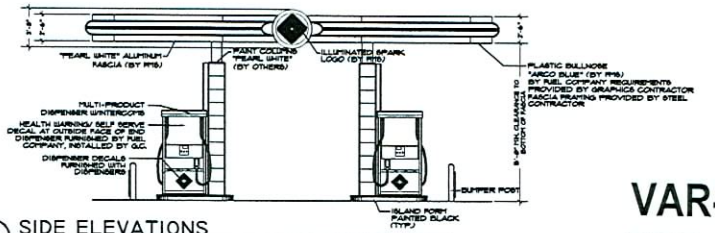

3 SIDE ELEVATIONS
SCALE: 3/16"=1'-0"

VAR-34008 SUP-34006
SDR-34010 05/14/09 PC

RECEIVED
MAR 31 2009

SUZANA RUTAR Architect Ltd.
Architectural Design & Planning
1950 E. Warm Springs Road
Las Vegas, Nevada 89119
Telephone (702) 263-6178
Fax (702) 361-2582

PRELIMINARY NOT FOR CONSTRUCTION

PROJECT NAME: CANOPY FLOOR PLAN AND ELEVATIONS
ARCO NTI
SAHARA & VALLEY VIEW
CLIENT: OWNER'S NAME
CITY OF LAS VEGAS

PROJECT NO.	DATE
2100-ARC_CNT	2.27.09
DRAWN BY: KAB	CHECKED BY: KAB

NO.	DATE	DESCRIPTION

DRAWING NO.: CA1.0

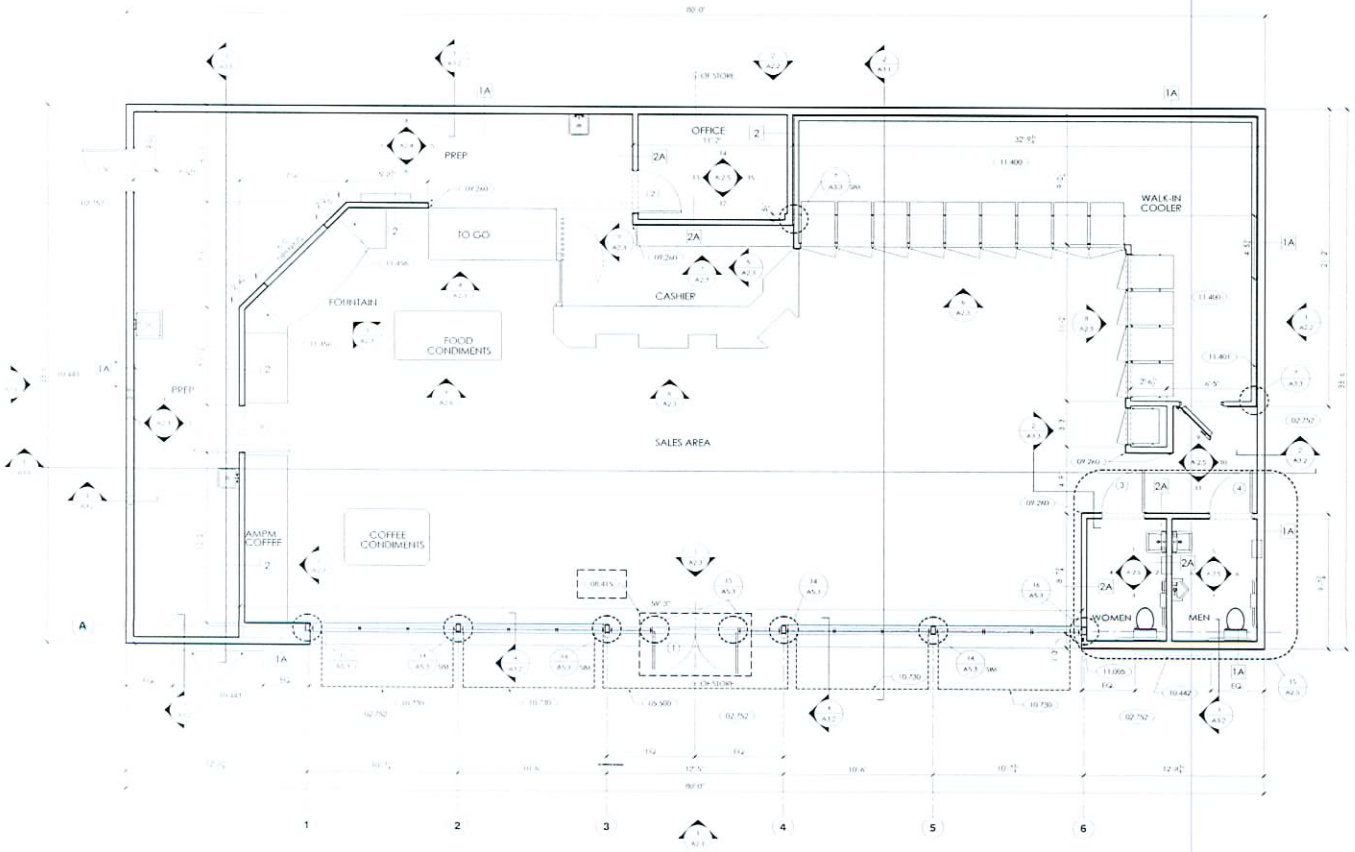

1 CONSTRUCTION FLOOR PLAN
1/4"=1'-0"

GENERAL NOTES:

A. DIMENSION LINES ARE FROM FACE OF FRAMING OR FOUNDATION UNLESS NOTED OTHERWISE.
B. FACE OF FRAMING ON EXTERIOR WALLS IS SAME AS OUTSIDE FACE OF FOUNDATION WALL.
C. METAL STUDS MAY BE USED IN PLACE OF WOOD STUDS. PLAN DIMENSIONS ARE BASED ON WOOD STUDS.
D. MOISTURE RESISTANT GYPSUM TO BE USED IN TOILET ROOMS, BEHIND MOP SINK AND ADJACENT TO COOLERS. FOR SPECIFIC SUBSTRATE REQUIREMENTS, REFER TO INTERIOR ELEVATIONS.
E. PROVIDE BLOCKING AS REQ'D FOR ALL EQUIPMENT AND ACCESSORIES.
F. PROVIDE CLEAR SILICONE SEALANT FOR ALL WALL TRANSITIONS.
G. REFER TO DETAILS **3 & 4/A3.3** FOR ATTACHMENT OF ALL WALLS TO STRUCTURE ABOVE.
H. FOR FLOORING LAYOUT REFER TO SHEET **A1.2**
I. FOR CEILING LAYOUT REFER TO SHEET **A1.3**
J. FOR FINISH MATERIAL REFER TO INTERIOR ELEVATIONS SHEETS **A2.3, A2.4** AND **A2.5**
K. FOR INTERIOR GRAPHIC ELEVATIONS REFER TO SHEET **A2.6**
L. FOR DOOR AND WINDOW DETAILS REFER TO SHEET **A5.3**.
M. FOR EQUIPMENT PLAN REFER TO SHEET **Q1.1**
N. FOR EQUIPMENT SCHEDULE REFER TO SHEET **Q2.1**
O. ALL MATERIALS AND APPLICATION TO MEET OR EXCEED LOCAL OR STATE REQUIREMENTS.
P. FOR DOOR SCHEDULE & ELEVATIONS REFER TO SHEET **A5.3**

KEYED NOTES:

02.752 SLOPE SIDEWALK AWAY FROM DOOR/BUILDING 2" / FOOT.
03.480 STEEL BOLLARD. REFER TO DETAIL **1/S2.1**
05.500 CANOPY ABOVE.
08.410 ALUMINUM ENTRANCE AND STOREFRONT SYSTEM. REFER TO **A5.3** & SPEC.
08.415 OPTIONAL "AUTOMATIC BIFURCATING EXTERIOR DOORS"
09.260 CLEAR PLASTIC CORNER GUARDS
10.442 48 WX6H POP POSTER. BY SIGNAGE CONTRACTOR
10.443 32 WX48H POP POSTER. BY SIGNAGE CONTRACTOR
10.730 ALUMINUM FRAME FABRIC AWNING SUNBRELLA ORANGE - 4409-0000. REFER TO SHEET **4/A3.2**
11.005 RECESSED KNOX BOX. INSTALL PER MANUFACTURERS SPECIFICATIONS.
11.400 FOR COOLER AND FREEZER INFORMATION AND DIMENSIONS REFER TO SHEET **Q1.2**
11.401 MAINTAIN MINIMUM 1" AIR GAP BEHIND COOLERS AND FREEZERS ADJACENT TO WALLS. CLOSE SPACE AT ENDS WITH 2"X2" ALUMINUM ANGLE.
11.456 PROVIDE TILE COUNTER AND MILLWORK. FOR GAP WITH FINISHES TO MATCH.

WALL LEGEND

WOOD FRAMED WALL

1A 2X4 STUDS @ 16" O.C. W/ THERMAL INSULATION

2 2X4 STUDS @ 16" O.C.

2A 2X4 STUDS @ 16" O.C. W/ SOUND BATT INSULATION

INSULATED WALL

PREFABRICATED COOLER UNIT

VAR-34008 SUP-34006
SDR-34010 05/14/09 PC

RECEIVED
MAR 31 2009

SUZANA RUTAR, Architect Ltd.
Architectural Design & Planning
1950 E. Warm Springs Road
Las Vegas, Nevada 89119
Telephone: (702) 263-8176
Fax (702) 361-2582
A Professional Corporation

PRELIMINARY
NOT FOR CONSTRUCTION

CONSTRUCTION FLOOR PLAN
ARCONTI
SAHARA & VALLEY VIEW
OWNER'S NAME
CITY OF LAS VEGAS

A1.1