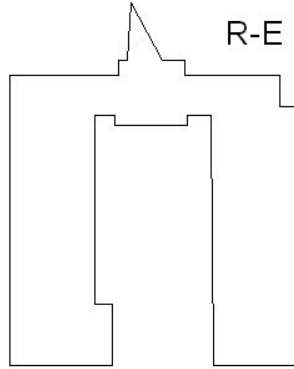


LONE MOUNTAIN RD

U(MLA)
ROI
R-PD10

6863

R-E

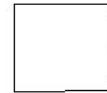


CHILD CARE

6841

OFFICE

C-V



CITY LIMIT

BALSAM ST

CITY LIMIT

4742

**SUBJECT
PROPERTY**

CITY LIMIT

U(PRO)

4722

R-E

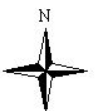
CITY LIMIT

R-E

0 100 Feet



CASE: ANX-28046





CASE: ANX-28046

