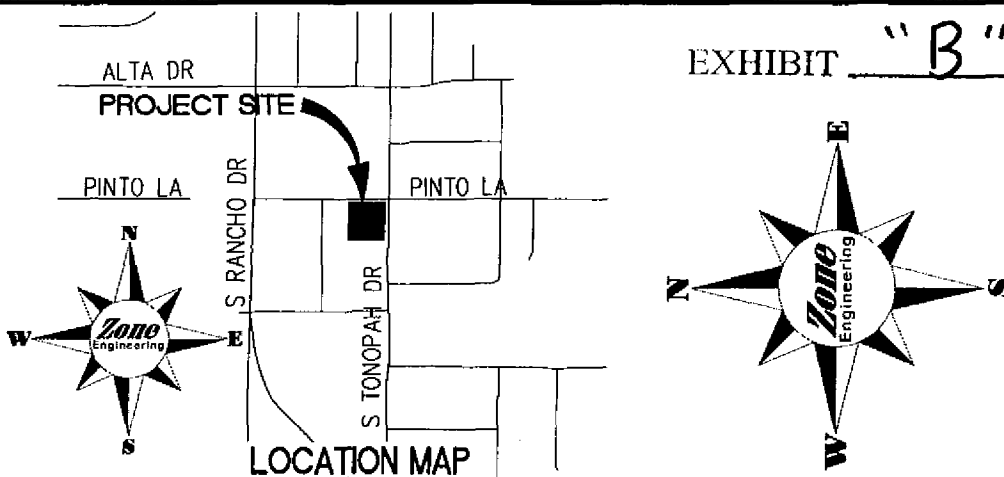
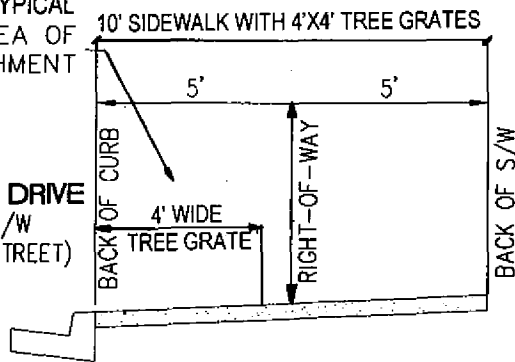


EXHIBIT "B"

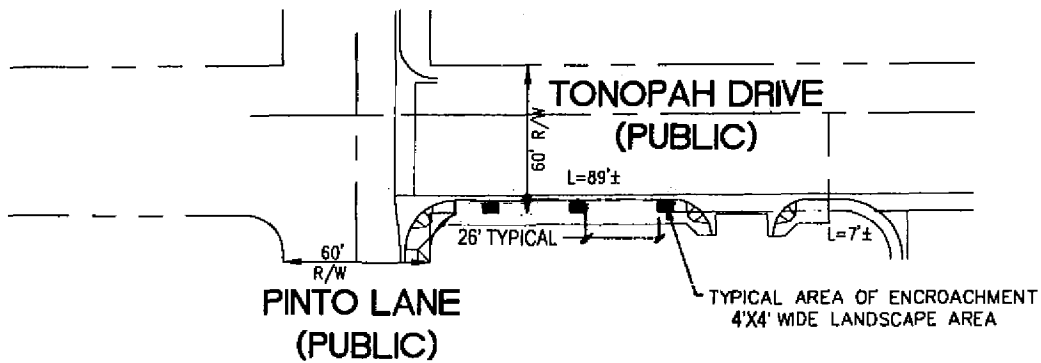


N.T.S. TYPICAL  
AREA OF  
ENCROACHMENT

TONOPAH DRIVE  
60' R/W  
(PUBLIC STREET)



TYPICAL SIDEWALK SECTION WITH TREE GRATE  
Not to scale



TYPICAL 4'X4' SQUARE/BLACK TREE GRATE

**Zone**  
Engineering

50 S. Jones Blvd., Suite 202  
LAS VEGAS, NEVADA 89107  
PHONE: 702.877.3005  
FAX: 702.877.3007  
www.zoneengineering.com