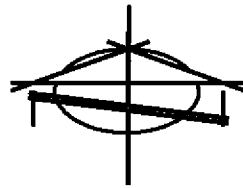

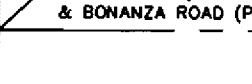
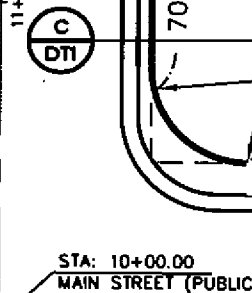
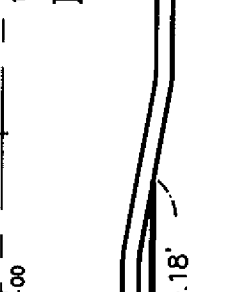
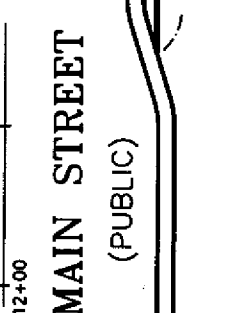
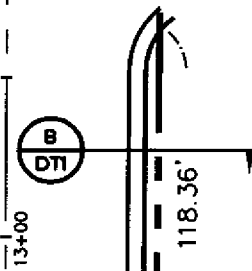
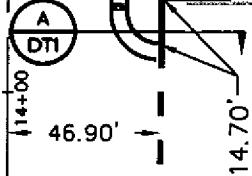


STA. 14+29.76
END OF CONST



LEGEND

ENCROACHMENT
AREA

NOTE: WIDTH VARIES SEE DETAILS PAGE 3 & 4

14+00

13+00

12+00

11+00

10+00

9+00

8+00

7+00

6+00

5+00

4+00

3+00

2+00

1+00

0+00

11+00

12+00

12+67(PC)

13+00

14+00

15+00

16+00

17+00

18+00

19+00

20+00

21+00

22+00

23+00

24+00

MAIN STREET
(PUBLIC)

FIRST STREET

BONAZANZA ROAD
(PUBLIC)

EXHIBIT "B"