

**CITY OF LAS VEGAS, NEVADA**



**SECOND PROGRAM YEAR  
ACTION PLAN**

**For the HUD  
ADDI, CDBG, HOME, ESG, and HOPWA  
Programs**

**For the Period  
July 1, 2007 – June 30, 2008**

**DRAFT**



**Neighborhood Services Department  
400 Stewart Avenue  
Las Vegas, Nevada 89101  
702-229-2330**

**March 18, 2007**

<b>Table of Contents</b>	<b>Page</b>
<b>First Program Year Action Plan</b>	<b>1</b>
<b>SF 424</b>	<b>1</b>
<b>Narrative Responses</b>	<b>3</b>
<b>Executive Summary</b>	<b>3</b>
<b>Executive Summary</b>	<b>3</b>
<b>City Vision and Priorities</b>	<b>3</b>
<b>City of Las Vegas Available Resources</b>	<b>4</b>
<b>Table 1 - 2007-2008 Federal Funds</b>	<b>4</b>
<b>Table 2 – Program Administration</b>	<b>5</b>
<b>Table 3 – Public Service Cap for the CDBG Program</b>	<b>5</b>
<b>Table 4 – CHDO Set-Aside for the HOME Program</b>	<b>5</b>
<b>Table 5 – Matching Funds</b>	<b>6</b>
<b>Table 6 - State of Nevada Matching Funds Detail</b>	<b>6</b>
<b>Table 7 - City of Las Vegas Matching Funds Detail</b>	<b>6</b>
<b>Table 8 - Housing Authority of the City of Las Vegas</b>	<b>7</b>
<b>Estimated Funding</b>	
<b>Leverage of Private and Other Non-Federal Resources</b>	<b>7</b>
<b>Affordable Housing Objectives and Outcomes</b>	<b>7</b>
<b>Table 9 - Housing Objectives</b>	<b>8</b>
<b>Table 10 - Housing Outcomes</b>	<b>8</b>
<b>Homeless Prevention and Emergency Services Objectives and Outcomes</b>	<b>9</b>
<b>Table 11 – Homeless Objectives</b>	<b>9</b>
<b>Table 12 – Homeless Outcomes</b>	<b>10</b>
<b>Community Development Objectives and Outcomes</b>	<b>13</b>
<b>Table 13 - Community Development Objectives</b>	<b>13</b>
<b>Table 14 - Community Development Outcomes</b>	<b>14</b>
<b>Evaluation of Past Performance</b>	<b>17</b>
<b>General Questions</b>	<b>18</b>
<b>1. Geographic Areas of the Jurisdiction</b>	<b>19</b>
<b>Map 1 - City of Las Vegas CDBG-Eligible Areas Map</b>	<b>20</b>
<b>Map 2 - City of Las Vegas CDBG Construction and ESG Projects Map</b>	<b>21</b>
<b>City of Las Vegas CDBG Construction and ESG Projects Map Key</b>	<b>22</b>
<b>Map 3 - City of Las Vegas CDBG Public Service Programs Map</b>	<b>23</b>
<b>City of Las Vegas CDBG Public Service Programs Map Key</b>	<b>24</b>
<b>2. Basis for Allocation of Funding Geographically</b>	<b>25</b>
<b>3. Meeting Underserved Needs</b>	<b>25</b>
<b>4. Available Resources</b>	<b>26</b>
<b>Managing the Process</b>	<b>26</b>
<b>1. Lead Agency</b>	<b>26</b>

2. Action Plan Development Process	26
Grant Funds Application Process	26
Citizen Participation	27
Table 15 - Neighborhood Survey of Community Needs	27
Table 16 - Action Plan Citizen Participation Schedule	29
Development of the Action Plan	30
3. Enhance Agency Coordination	31
Citizen Participation	31
1. Citizen Participation Process Summary	31
2. Public Comments Received	32
3. Efforts to Broaden Participation	32
4. Public Comments Not Accepted	32
Institutional Structure	32
1. Actions to Develop Institutional Structure	32
Monitoring	33
1. Monitoring of Housing and Community Development Projects	33
Lead-Based Paint	34
1. Evaluation and Reduction of Housing Units with Lead-based Paint Hazards	34
HOUSING	34
Specific Housing Objectives	34
1. Housing Priorities and Specific Objectives	34
Table 17 - Housing Activities for 2007-2008	35
2. Available Resources to Address Housing Needs	35
Table 18 - Housing Projects for 2007-2008	35
Needs of Public Housing	36
1. Public Housing Needs and Activities	36
2. Housing Authority Performance	38
Barriers to Affordable Housing	38
1. Actions to Remove Barriers to Affordable Housing	38
HOME / American Dream Down payment Initiative (ADDI)	39
1. Other Forms of Investment not Described in 24 CFR 92.205(b)	40
2. Resale / Recapture Guidelines for HOME and ADDI Funds	40
3. Refinancing Guidelines	40
4. ADDI Program	41
HOMELESS	41
Specific Homeless Prevention Elements	41
1. Sources of Funds	42
2006 Continuum of Care (COC)	42
Table 19 - New COC Project Funding	42
Table 20 - Existing COC Project Funding	42
City of Las Vegas	43
Table 21 - Homeless Programs	43
2. Homelessness – Priorities and Specific Objectives	45

Table 22 - Homeless Activities for 2007-2008	45
3. Chronic Homelessness	46
4. Homelessness Prevention	46
5. Discharge Coordination Policy	47
Emergency Shelter Grants (ESG)	47
COMMUNITY DEVELOPMENT	47
1. Community Development Priority Needs	48
Table 23 - Public Facilities and Improvements	48
Table 24 - Public Facilities and Improvements Activities	49
Table 25 - Public Services	49
Table 26 - Public Services Activities	50
2. Community Development Objectives	51
Table 27 - Community Development Activities for 2007-2008	52
Antipoverty Strategy	52
1. Antipoverty Strategy	53
Non-homeless Special Needs	54
1. Non-homeless Special Needs Priorities and Objectives	54
Table 28 - Special Needs Housing and Supportive Services Priority Needs	54
Table 29 - Special Needs Housing and Supportive Services Objective	55
2. Non-Homeless Special Needs Resources	56
Housing Opportunities for Persons with AIDS (HOPWA)	56
1. Las Vegas HOPWA Project Sponsors	57
2. Report on Actions Taken to Address Special Needs	59
3. Evaluation of Affordable Housing Progress	59
4. Report on HOPWA Accomplishments	59
5. Public and Private Resources Leveraged	59
Table 30 - Resources Leveraged by HOPWA Projects	59
6. Geographic Distribution of Funds	60
7. Barriers Encountered and Actions in Response	60
8. Community Trends	61
9. Evaluations, Studies, and Assessments	61
Specific HOPWA Objectives	62
1. Specific HOPWA Objectives	62
Table 31 – Specific HOPWA Objectives for 2007-2008	62
Table 32 - HOPWA Activities	62
Other Narrative	63
City of Las Vegas Project Worksheets Key for Attachment 6	63
ATTACHMENTS	
Attachment 1 - Neighborhood Survey of Community Needs	67
Attachment 2A - Consolidated Plan Table 28 (Updated): The Tipping Point - Homeownership Affordability	
Attachment 2B - Consolidated Plan Table 26 (Updated): Renter	

**Housing Affordability**

**Attachment 3 - Summary of Specific Annual Objectives Table**

**Attachment 4 - Annual Housing Completion Goals Table**

**Attachment 5 - Housing and Community Needs Tables**

**Attachment 6 - Project Worksheets**



# Second Program Year Action Plan

The CPMP Second Annual Action Plan includes the SF 424 and Narrative Responses to Action Plan questions that CDBG, HOME, HOPWA, and ESG grantees must respond to each year in order to be compliant with the Consolidated Planning Regulations. The Executive Summary narratives are optional.

## SF 424

Complete the fillable fields (blue cells) in the table below. The other items are pre-filled with values from the Grantee Information Worksheet.

Date Submitted 4/26/07	Applicant Identifier	<b>Type of Submission</b>	
Date Received by state	State Identifier	<b>Application</b>	<b>Pre-application</b>
Date Received by HUD	Federal Identifier	<input checked="" type="checkbox"/> Construction	<input type="checkbox"/> Construction
		<input checked="" type="checkbox"/> Non Construction	<input type="checkbox"/> Non Construction
<b>Applicant Information</b>			
<b>Las Vegas, NV</b>		030381610	
400 Stewart Avenue, 2 <sup>nd</sup> Floor			
		City of Las Vegas	
Las Vegas	Nevada	Neighborhood Services Department	
89101	U.S.A.	Neighborhood Development Division	
<b>Employer Identification Number (EIN):</b>		Las Vegas, NV	
<b>88-6000198</b>		7/1	
<b>Applicant Type:</b>		<b>Specify Other Type if necessary:</b>	
Local Government: City			
<b>Program Funding</b>		<b>U.S. Department of Housing and Urban Development</b>	
Catalog of Federal Domestic Assistance Numbers; Descriptive Title of Applicant Project(s); Areas Affected by Project(s) (cities, Counties, localities etc.); Estimated Funding			
<b>Community Development Block Grant</b>		14.218 Entitlement Grant	
Capital, public services and administration		City of Las Vegas, Nevada	
\$5,251,615	\$Additional HUD Grant(s) Leveraged \$878,684	Describe ESG, HOME, HOPWA	
\$Additional Federal Funds Leveraged \$1,059,019		\$Additional State Funds Leveraged \$1,878,938	
\$Locally Leveraged Funds \$7,045,085		\$Grantee Funds Leveraged \$878,684	
\$Anticipated Program Income \$0		Other (Describe)	
Total Funds Leveraged for CDBG-based Project(s) \$10,861,726			
<b>Home Investment Partnerships Program</b>		14.239 HOME	
New Construction, Rehabilitation and Homeownership		City of Las Vegas, Nevada	
HOME = \$2,281,275 ADDI = \$47,024	\$Additional HUD Grant(s) Leveraged: \$0	Describe CDBG, ESG	

\$Additional Federal Funds Leveraged \$0		\$Additional State Funds Leveraged \$3,398,770	
\$Locally Leveraged Funds \$30,019,000		\$Grantee Funds Leveraged \$89,481	
\$Anticipated Program Income \$0		Other (Describe)	
Total Funds Leveraged for HOME-based Project(s) \$33,507,251			
<b>Housing Opportunities for People with AIDS</b>		14.241 HOPWA	
Housing Assistance, Supportive Services and Administration		Clark County, NV (Las Vegas EMSA)	
\$897,000	\$Additional HUD Grant(s) Leveraged \$322,889	Describe Ryan White Title 1, CDC	
\$Additional Federal Funds Leveraged \$2,140,599		\$Additional State Funds Leveraged \$0	
\$Locally Leveraged Funds \$505,349		\$Grantee Funds Leveraged \$322,889	
\$Anticipated Program Income \$0		Reprogrammed Funds \$0	
Total Funds Leveraged for HOPWA-based Project(s) \$2,968,837			
<b>Emergency Shelter Grants Program</b>		14.231 ESG	
Operations, Essential Services and Administration		City of Las Vegas, NV	
\$226,506	\$Additional HUD Grant(s) Leveraged \$623,674	Describe CDBG, HOPWA	
\$Additional Federal Funds Leveraged \$1,279,337		\$Additional State Funds Leveraged \$267,630	
\$Locally Leveraged Funds \$1,935,630		\$Grantee Funds Leveraged \$623,674	
\$Anticipated Program Income \$0		Other (Describe)	
Total Funds Leveraged for ESG-based Project(s) \$4,106,271			
Congressional Districts of:		Is application subject to review by state Executive Order 12372 Process?	
Applicant Districts	Project Districts	<input type="checkbox"/> Yes	This application was made available to the state EO 12372 process for review on DATE
Is the applicant delinquent on any federal debt? If "Yes" please include an additional document explaining the situation.		<input checked="" type="checkbox"/> No	
<input type="checkbox"/> Yes	<input checked="" type="checkbox"/> No	<input type="checkbox"/> N/A	Program is not covered by EO 12372
			Program has not been selected by the state for review
Person to be contacted regarding this application			
Stephen	K	Harsin, AICP	
Director, Neighborhood Services	702-229-2330	702-382-3045	
<a href="mailto:sharsin@lasvegasnevada.gov">sharsin@lasvegasnevada.gov</a>	<a href="http://www.lasvegasnevada.gov">www.lasvegasnevada.gov</a>		
Signature of Authorized Representative		4/20/07	

# Narrative Responses

## GENERAL

### Executive Summary

The Executive Summary is required. Include the objectives and outcomes identified in the plan and an evaluation of past performance.

Program Year 2 Action Plan Executive Summary:

### Executive Summary

This Action Plan presents the housing and community development activities which will be undertaken by the City of Las Vegas (City) for the Federal Fiscal Year of July 1, 2007 through June 30, 2008 (2007-2008). The Federal programs that primarily fund these activities include the American Dream Down payment Initiative (ADDI), Community Development Block Grant (CDBG), Emergency Shelter Grant (ESG), Home Investment Partnerships (HOME), and Housing Opportunities for Persons with AIDS (HOPWA) programs. The goals of these programs are to provide decent housing, provide a suitable living environment, and expand economic opportunities.

The preparation of this 2007-2008 Action Plan included extensive opportunities for citizen input and comment. The City held three (3) focus group community meetings, thirteen (13) public hearings regarding the allocation of federal funds, gathered public input from community needs surveys and consulted with several non-profit organizations, for-profit organizations, and government agencies. The draft 2007-2008 Action Plan was made available to the public through advertisement in local newspapers on March 18, 2007 for a 30-day public review and comment period. The draft plan was made available in print form at the Neighborhood Services Department. The final plan will be available to the public on the City's website at [www.lasvegasnevada.gov](http://www.lasvegasnevada.gov) and in print form at the Neighborhood Services Department.

### City Vision and Priorities

City of Las Vegas Vision is:

*A vibrant, affordable, and diverse city of opportunity in which all citizens enjoy their neighborhoods, feel safe, and know they will be heard.*

City of Las Vegas Priorities are:

1. Create, integrate and manage orderly and sustainable development and growth of our community.
2. Manage cost and revenue resources to achieve efficient operations.
3. Support and encourage sustainability, livability and pride in our neighborhoods.

4. Aggressively attract and retain diverse businesses.
5. Promote healthy lifestyles for all segments of the community.
6. Promote an open government which allows access, participation and respectful communication.
7. Provide a safe environment for our residents, businesses and visitors using a community oriented approach.
8. Revitalize and invigorate our mature areas and the urban core.

In support of the City’s vision and priorities, the Consolidated Plan and Action Plan include housing and community development activities which:

- Create more affordable rental and owner-occupied housing opportunities for its citizens;
- Support diverse, safe, sustainable and livable neighborhoods through the improvements to housing, facilities, infrastructure, and services;
- Provide public facilities and services that promote healthy lifestyles for all segments of the community, including the disabled, homeless, low-income residents, seniors, and youth;
- Promote open government by providing its citizens with extensive public input and comment opportunities regarding the Consolidated Plan and Action Plan;
- Improve housing stock, public facilities and infrastructure to provide a safe environment for City residents, businesses, and visitors; and
- Provide affordable housing, improve streets and sidewalks, parks and recreation facilities that help revitalize and invigorate the City’s urban core and surrounding neighborhoods.

### City of Las Vegas Available Resources

The 2007-2008 Action Plan includes Federal funds from the CDBG, ESG, HOME (including ADDI), and HOPWA programs. Table 1 below lists the entitlement funding amounts for these programs.

**Table 1 - 2007-2008 Federal Funds**

	<b>CDBG</b>	<b>HOME</b>	<b>ADDI</b>	<b>HOPWA</b>	<b>ESG</b>	<b>Total Funding</b>
2007-2008 Entitlement	\$5,251,615	\$2,281,275	\$47,024	\$897,000	\$226,506	\$8,703,420

Source: HUD, 2007

Table 2 below lists the limits on program administration expenses for the CDBG, HOME (including ADDI), HOPWA, and ESG programs.

**Table 2 – Program Administration**

	<b>CDBG</b>	<b>HOME</b>	<b>HOPWA</b>	<b>ESG</b>
2007-2008 Entitlement	\$5,251,615	\$2,281,275	\$897,000	\$226,506
Estimated 2007-2008 Program Income	\$500,000	\$500,000	\$0	\$0
Administrative Cap Allowance	20%	10%	3%	5%
Administrative Cap	\$1,150,323	\$278,127	\$26,910	\$11,325

Source: HUD, 2007

Table 3 below lists the limit on public service expenses for the CDBG program.

**Table 3 – Public Service Cap for the CDBG Program**

	<b>CDBG</b>
2007-2008 Entitlement	\$5,251,615
Estimated 2006-2007 Program Income	\$500,000
Public Service Cap Allowance	15%
Public Service Cap Amount	\$862,742

Source: HUD, 2007

Table 4 below lists the required Community Housing Development Organization (CHDO) set-aside for the HOME program.

**Table 4 – CHDO Set-Aside for the HOME Program**

	<b>HOME</b>
2007-2008 Entitlement	\$2,281,275
Minimum CHDO Set-Aside Percentage	15%
Minimum CHDO Set-Aside Amount	\$342,191

Source: HUD, 2007

Table 5 below lists the 2007-2008 matching funds that are available for the CDBG, HOME, HOPWA, and ESG programs.

**Table 5 – Matching Funds**

	<b>CDBG</b>	<b>HOME</b>	<b>HOPWA</b>	<b>ESG</b>	<b>Total Funding</b>
Other Federal Funds Leveraged	\$1,059,019	\$0	\$2,140,599	\$1,279,337	\$4,478,955
State of Nevada Funds Leveraged	\$1,878,938	\$3,398,770	\$0	\$267,630	\$5,545,338
CLV Grantee Funds Leveraged	\$878,684	\$89,481	\$322,889	\$623,674	\$1,914,728
Locally Leveraged Funds	\$7,045,085	\$30,019,000	\$505,349	\$1,935,630	\$39,505,064
<b>Total</b>	<b>\$10,861,726</b>	<b>\$33,507,251</b>	<b>\$2,968,837</b>	<b>\$4,106,271</b>	<b>\$51,444,085</b>

Source: Estimates based on 2007-2008 City of Las Vegas Grant Applications, State of Nevada

Table 6 below lists the 2007-2008 State of Nevada matching funds that are available for affordable housing projects.

**Table 6 - State of Nevada Matching Funds**

<b>Funding Source</b>	<b>Activity</b>	<b>Amount</b>
Low-Income Housing Tax Credit (LIHTC) - 2006 Reservations	Affordable Special Needs, Family, and Senior Multi-family Housing Projects	\$1,138,532
Low-Income Housing Trust Fund (LIHTF)	Affordable Single and Multi-family Housing Projects	\$1,823,436
HOME Funds	Affordable Single and Multi-family Housing Projects	\$436,802
	TOTAL	\$3,398,770

Source: State of Nevada Housing Division, 2007

Table 7 below lists the 2007-2008 City of Las Vegas Non-Federal matching funds that are available for affordable housing projects.

**Table 7 - City of Las Vegas Non-Federal Matching Funds**

<b>Funding Source</b>	<b>Activity</b>	<b>Amount</b>
Private Activity Bonds	Tax Exempt Bonds for Affordable Multi-family Housing Projects	\$27,895,019
Redevelopment Agency 18 Percent (%) Set-Aside for Affordable Housing	Affordable Single and Multi-family Housing Projects	\$2,124,000

	TOTAL	\$30,019,019
--	-------	--------------

Source: City of Las Vegas, 2007

Table 8 below lists the 2007-2008 Housing Authority of the City of Las Vegas estimated funding for FY 2007.

**Table 8 - Housing Authority of the City of Las Vegas Estimated Funding**

Funding Source	Activity	Amount
Section 8 Program	Housing Choice Voucher Program / Designated Units	\$35,477,768
Low-Income Public Housing Program	Family / Senior / Designated Senior / Scattered Site Housing	\$16,324,199
Affordable Housing Program	Non-Aided Affordable Housing Units	\$1,809,732
	TOTAL	\$53,611,699

Source: Housing Authority of the City of Las Vegas FY 2007-2011 Five-Year Plan and FY 2007 Annual Plan

### **Leverage and Other Non-Federal Resources**

Federal funds (ADDI, CDBG, ESG, HOME, and HOPWA) used by the City for housing and community development projects and programs leverage funding from the following private and non-federal public resources:

- City of Henderson (CDBG)
- City of Las Vegas (CDBG, ESG, HOME, HOPWA)
- City of North Las Vegas (CDBG)
- Clark County (ADDI, CDBG, ESG, HOME, HOPWA)
- Foundations (ADDI, CDBG, ESG, HOME, HOPWA)
- General Obligation Bond (CDBG)
- Low-Income Housing Tax Credit (HOME)
- Low-Income Housing Trust Fund (HOME)
- Private Activity Bonds (HOME)
- Private Contributions (ADDI, CDBG, ESG, HOME, HOPWA)
- Redevelopment Agency 18 Percent (%) Set-Aside for Affordable Housing (HOME)
- State of Nevada (CDBG, ESG, HOME)

### **Affordable Housing Objectives and Outcomes**

Affordable housing activities for 2007-2008 include minor home repairs and housing rehabilitation programs that are administered by non-profit organizations such as James Seastrand Helping Hands and Rebuilding Together With Christmas in April. The City of Las Vegas administers the single family housing rehabilitation and single family housing rehabilitation with refinance programs. Non-profit organizations receive funding to administer down payment assistance programs, housing

acquisition and construction projects, and tenant-based rental assistance programs. Please refer to Tables 9 and 10 for a detailed listing of each housing project.

The housing objectives, which are consistent with the 2006-2010 Consolidated Plan, will expand the supply of affordable renter and owner housing for low-income and very low-income households. The housing objectives are listed as Table 9 below. This table indicates the proposed number of housing units and households to be assisted by housing activity and funding source.

**Table 9 - Housing Objectives**

Housing Activity	# of Units/ Households	Funding Source
05S - Rental Housing Subsidies	75	HOME, OTHER
12 - Construction of Housing	10	HOME, OTHER
13 - Direct Homeownership Assistance	3	ADDI, HOME, OTHER
14A – Rehabilitation; Single-Unit Residential	106	CDBG, HOME
<b>Grand Total</b>	<b>194</b>	

The housing outcomes, as required by HUD, are listed as Table 10 below. The project number corresponding to the key on pages 63-66, housing project, and the housing outcomes are included in the table, according to housing activity.

**Table 10 - Housing Outcomes**

Proj. No.	Housing Project	Housing Outcomes
<b>05S - Rental Housing Subsidies</b>		
15	City of Las Vegas Tenant-Based Rental Assistance Program	75 households receiving TBRA will receive improved access to affordable rental housing and prevent homelessness among at risk low and moderate income persons for the purpose of providing decent affordable housing
<b>12 - Construction of Housing</b>		
8	City of Las Vegas Future Rental Housing Construction Projects	10 new housing units will have improved affordability for low-income households by providing decent affordable rental housing.
<b>13 - Direct Homeownership Assistance</b>		
9	City of Las Vegas Homebuyers Assistance Program	3 households will have access to homeownership for the purpose of creating decent affordable housing.
<b>14A – Rehabilitation; Single-Unit Residential</b>		
11	City of Las Vegas Single Family Rehabilitation and	16 housing units will be rehabilitated to have sustained affordable housing for the purpose of

	Implementation Program	providing decent affordable housing
12	City of Las Vegas Single Family Rehabilitation and Implementation Program	15 housing units will be rehabilitated to have sustained affordable housing for the purpose of providing decent affordable housing
43	James Seastrand Helping Hands – Minor Home Repairs	25 housing units occupied by seniors will have increased access and availability to affordable housing for the purpose of providing decent affordable housing.
47	Las Vegas - Clark County Urban League - Senior Home Repairs	25 housing units for seniors will have increased access and availability through housing rehabilitation for the purpose of providing decent affordable housing.
62	Rebuilding Together with Christmas in April – Housing Rehabilitation	25 housing units for seniors, disabled and families with children will have increased access and availability through housing rehabilitation for the purpose of providing decent affordable housing

### Homeless Prevention and Emergency Services Objectives and Outcomes

The 2007-2008 Action Plan provides funding for the continued operation of several emergency shelter providers such as The Shade Tree and Catholic Charities. Table 11 below indicates the proposed number of homeless persons to be assisted and the amount of funding from funding source for each activity that addresses homelessness.

**Table 11 – Homeless Objectives**

Activity	# Persons	Funding Source
Essential Services and Transitional Housing	17,047	CDBG, ESG
HOPWA Homeless Prevention	1,337	HOPWA
Shelter Operations	17,428	CDBG, ESG
Tenant-Based Rental Assistance	75	HOME, HOPWA
Youth Facilities and Services	108	CDBG, ESG
<b>Grand Total</b>	<b>35,995</b>	

The homeless outcomes, as required by HUD, are listed as Table 12 below. The project number corresponding to the key on pages 63-66, homeless program, and the homeless outcomes are included in the table, according to homeless activity.

**Table 12 – Homeless Outcomes**

<b>Proj. No.</b>	<b>Homeless Programs</b>	<b>Homeless Outcomes</b>
<b>03T - Operating Costs of Homeless/AIDS Patients Programs</b>		
25	Catholic Charities – St. Vincent Lied Dining Facility – Operations	6,570 homeless persons will be assisted with food resources to prevent hunger for the purpose of creating suitable living environments.
26	Center for Independent Living – Teen Housing – Operations	108 homeless persons will receive increased accessibility to employment services, educational programs, permanent housing, safety, and learn additional skills for the purpose of providing a suitable living environment.
34	Family Promise – Building Communities, Strengthening Lives – Emergency Shelter for Homeless Families	150 homeless families will access emergency shelter to decrease the number of chronically homeless persons and increase self-sufficiency for the purpose of creating a suitable living environment.
63	SAFE House – Emergency Shelter – Operations	100 homeless persons, including victims of domestic violence, will access emergency shelter and services for the purpose of providing decent affordable housing.
64	Salvation Army – Homeless Services – Operations	6,500 homeless persons and their family members will have access to the day and night shelter for the purpose of creating suitable living environments.
70	The Shade Tree – Emergency Shelter – Operations	4,000 homeless persons will access emergency shelter to help achieve independence and self-sufficiency for the purpose of creating suitable living environments.
<b>05 - Public Services (General)</b>		
13	City of Las Vegas Tenant-Based Rental Assistance Program - Essential Services, Homeless Prevention, and Operations	53 households that received TBRA will receive improved access to affordable rental housing and prevent homelessness among at risk low and moderate income persons for the purpose of providing decent affordable housing
14	City of Las Vegas Tenant-Based Rental Assistance Program – Essential Services, Homeless Prevention, and Operations	20 households will receive TBRA and improved access to affordable rental housing and prevent homelessness among at risk low and moderate income persons for the purpose of providing decent affordable housing
22	Catholic Charities – Public Restrooms for Homeless Persons	2,094 homeless persons will access public services to decrease the number of chronically homeless and increase food resources to prevent hunger for the purpose of creating suitable living environments.
23	Catholic Charities – RSD Job Office – Essential Services	3,000 homeless persons will receive improved accessibility and availability to public services including transportation services and job training for

		the purpose of creating suitable living environments
24	Catholic Charities – St. Vincent HELP, Inc. – Client Services	69 homeless persons will access public services including case management and transportation services for the purpose of creating suitable living environments.
33	Family Promise – Building Communities, Strengthening Lives – Emergency Shelter for Homeless Families	73 homeless families will access emergency shelter to decrease the number of chronically homeless persons and increase self-sufficiency for the purpose of providing decent affordable housing.
38	HELP of Southern Nevada – Displaced Homemaker Program	200 persons will have increased availability and accessibility to job training for the purpose of providing economic opportunities.
39	HELP of Southern Nevada – Emergency Resources – Essential Services	80 persons will have access to emergency resources assistance to increase access/affordability for self-sufficiency and to prevent homelessness for the purpose of providing decent affordable housing.
45	Key Foundation – Jobs for Veterans	119 homeless persons, including at risk veterans, will have new access to employment and help gaining self-sufficiency for the purpose of creating suitable living environments.
46	Key Foundation – Jobs for Veterans – Essential Services	250 homeless persons, including at risk veterans, will have new access to employment and help gaining self-sufficiency for the purpose of creating suitable living environments.
55	Lutheran Social Services - Emergency Food and Services Program	9,486 persons will have availability and accessibility to food resources to prevent hunger among homeless, prevent homelessness for non-homeless persons, and provide case management to achieve self sufficiency for the purpose of creating suitable living environments.
56	Lutheran Social Services – Emergency Food and Services – Essential Services	312 homeless persons will have access to increased services to help them achieve self-sufficiency and increased employment opportunities for the purpose of creating suitable living environments.
65	Salvation Army – Vocational Training Services	369 homeless persons will receive access to employment training to increase the skills necessary to obtain and maintain employment and become more self-sufficient for the purpose of creating suitable living environments.
72	United Methodist Social Ministries – Weekend Emergency Assistance Program	600 low and moderate-income persons will access emergency resources and services to help prevent homelessness for the purpose of creating suitable living environments.

75	Women's Development Center – Transitional Housing – Essential Services, Homeless Prevention, and Operations	112 homeless households will have access to stable affordable housing, maintain utility services, and maintain services and approximately 73 percent (%) will achieve residential stability for the purpose of creating suitable living environments. affordable housing.
<b>05D - Youth Services</b>		
27	Center for Independent Living – Vocational and Substance Abuse Counseling for High-Risk Youth	108 youth will have received increased accessibility and availability to vocational and life skills that will help economically disadvantaged youth and help them transition successfully to adult life for the purpose of creating suitable living environments.
<b>05S - Rental Housing Subsidies (HOME Tenant-Based Rental Assistance)</b>		
15	City of Las Vegas Tenant-Based Rental Assistance Program – Rental Assistance to Help Prevent Homelessness	75 households receiving TBRA will receive improved access to affordable rental housing and prevent homelessness among at risk low and moderate income persons for the purpose of providing decent affordable housing
<b>031 - HOPWA</b>		
19	Aid for AIDS of Nevada (AFAN) – Short-term Rent, Mortgage, and Utility Assistance for Clients with HIV/AIDS to Prevent Homelessness	Assist 397 individuals with HIV/AIDS and their family members with STRMU assistance and supportive services to prevent homelessness, and increase housing affordability for the purpose of providing decent affordable housing.
40	HELP of Southern Nevada – Emergency Resources Services for Clients with HIV/AIDS to Prevent Homelessness	673 HIV/AIDS clients will have access to emergency resources assistance to increase self-sufficiency and prevent homelessness for the purpose of creating suitable living environments.
50	Las Vegas FACT – The Home Project – Short-term Rent, Mortgage, and Utility Assistance for HIV/AIDS Clients to Prevent Homelessness	134 HIV/AIDS clients and their family members will have increased or maintained housing stability through rental assistance and increase supportive services for the purpose of providing decent affordable housing.
58	Nevada Association of Latin Americans (NALA) – HOPWA Services - Short-Term Rent, Mortgage, and Utility Assistance to Prevent Homelessness	215 persons with HIV/AIDS and their families will receive affordable housing and supportive services to prevent homelessness and for the purpose of providing decent affordable housing.

## Community Development Objectives and Outcomes

The 2007-2008 Action Plan provides funding for several community development activities that benefits low and moderate-income persons. Public service programs are divided into four (4) categories including child care, life skills, social services, and youth programs. Community development projects include improvements to senior, youth, and childcare centers, recreation facilities, parks, new construction of sidewalks, ADA ramps, and projects that benefit the disabled. Table 13 – Community Development Objectives below indicates the number of low and moderate-income persons to be assisted through the public service programs, the number of facility improvements through construction projects, and the funding source for each community development activity.

**Table 13 - Community Development Objectives**

<b>Public Services Programs</b>	<b># Persons</b>	<b>Funding Source</b>
Child Care	232	CDBG, OTHER
Life Skills	1,149	CDBG, OTHER
Social Services	14,124	CDBG, OTHER
Youth	14,629	CDBG, OTHER
<b>Total</b>	<b>30,134</b>	
		<b># of</b>
<b>Construction / Improvement Projects</b>	<b>Improvements</b>	<b>Funding Source</b>
Health Facilities	1	CDBG, OTHER
Public Facilities and Improvements (General)	2	CDBG, OTHER
Senior Centers	1	CDBG, OTHER
<b>Total</b>	<b>4</b>	

The community development outcomes, as required by HUD, are listed as Table 14 below. The project number corresponding to the key on pages 63-66, community development program or project, and the community development outcomes are included in the table, according to each category.

**Table 14 – Community Development Outcomes**

<b>Proj. No.</b>	<b>Public Services Programs</b>	<b>Community Development Outcomes</b>
<b>Childcare Programs</b>		
10	CLV Safekey Before and After School Programs	Assist 105 low and moderate income children receiving available public services in creating a suitable living environment.

57	Nevada Association of Latin Americans (NALA) – Childcare / Preschool	23 children to sustain child care / preschool services and increased reading readiness, math readiness, language, science, and motor skills for the purpose of providing economic opportunities.
60	Positively Kids - Home Health and Respite Care Services for Children	50 children will access health care and respite care services for the purpose of creating suitable living environments.
68	Sunrise Children’s Foundation – Home Instruction for Parents of Preschool Youngsters (HIPPIY) Program	40 children will receive and sustain pre-school services and school readiness and approximately 70 percent (%) of the children will increase their standard score on vocabulary tests for the purpose of providing economic opportunities.
73	Variety Day Home – Affordable Childcare	14 children will receive and sustain affordable child care services to enable them to have academic skills necessary to enter school for the purpose of providing economic opportunities.
<b>Social Services Programs</b>		
22	Catholic Charities – Public Restrooms for Homeless Persons	2,094 homeless persons will access public services to decrease the number of chronically homeless and increase food resources to prevent hunger for the purpose of creating suitable living environments.
27	Center for Independent Living – Vocational and Substance Abuse Counseling for High-Risk Youth	108 homeless persons will receive increased accessibility to employment services, educational programs, permanent housing, safety, and learn additional skills for the purpose of providing a suitable living environment.
31	Community Counseling Center - Substance Abuse Treatment	142 clients will have increased availability and accessibility to mental health services for the purpose of creating suitable living environments.
36	Give Me a Break – Community Respite Program	9 persons with disabilities will have increased availability and accessibility to respite/care services for the purpose of creating suitable living environments.
38	HELP of Southern Nevada - Displaced Homemaker Program	200 persons will have increased availability and accessibility to job training for the purpose of providing economic opportunities.
42	Helping Hands of Vegas Valley – Senior Transportation	116 seniors will have increased availability and access to expanded senior services and enable them to remain independent for the purpose of creating suitable living environments.
44	Jude 22 – Senior Nutrition Center	2,000 seniors will have increased availability and accessibility of services and food supply for the purpose of creating suitable living environments.
53	Latin Chamber of Commerce - Arturo Cambiero Senior Center	53 seniors will have access to bilingual services for the purpose of creating suitable living environments.

55	Lutheran Social Services - Emergency Food and Services Program	9,486 persons will have availability and accessibility to food resources to prevent hunger among homeless, prevent homelessness for non-homeless persons, and provide case management to achieve self sufficiency for the purpose of creating suitable living environments.
61	Rebuilding Together with Christmas in April - Event Day	10 households including seniors, disabled, and families with children will have sustained affordable housing by housing rehabilitation for the purpose of providing decent affordable housing.
<b>Life Skills Programs</b>		
20	Blind Center of Nevada – Back to Work	11 disabled individuals will be assisted with greater availability and accessibility to public services including job and life skills for the purpose of providing suitable living environments
24	Catholic Charities – St. Vincent HELP, Inc. – Client Services	69 homeless persons will access public services including case management and transportation services for the purpose of creating suitable living environments.
30	Community Counseling Center - Life Skills for Recovering Substance Abusers	92 clients will have increased availability and accessibility to substance abuse services for the purpose of creating suitable living environments.
32	Consumer Credit Counseling Service of Southern Nevada – Earn It! Keep It! Save It!	443 clients will have increased availability and accessibility to tax preparation and financial services for the purpose of creating suitable living environments.
33	Family Promise – Building Communities, Strengthening Lives – Emergency Shelter for Homeless Families	73 homeless families will access emergency shelter to decrease the number of chronically homeless persons and increase self-sufficiency for the purpose of providing decent affordable housing.
45	Key Foundation – Jobs for Veterans – Essential Services for Homeless Persons with Veterans Preference	119 homeless persons, including at risk veterans, will have new access to employment and help gaining self-sufficiency for the purpose of creating suitable living environments.
65	Salvation Army – Vocational Training Services	327 homeless persons will receive access to employment training to increase the skills necessary to obtain and maintain employment and become more self-sufficient for the purpose of creating suitable living environments.
71	Transition Services - The Studio	15 persons with disabilities will have access and availability to employment opportunities for the purpose of providing economic opportunities.
<b>Youth Programs</b>		
16	CLV Youth Programs	1,580 low and moderate income children will receive access to after-school and summer youth programs

		for the purpose of creating suitable living environments.
17	Academic and Athletic Connections/ LV Stars – Academic and Athletic Connection	200 children will receive access to youth services including sports and life skills programs for the purpose of creating suitable living environments
28	Clark County Bar Association – Trial By Peers	250 youth will be assisted with accessibility to youth services which will help to increase the number of youth that stay out of the juvenile justice system for the purpose of creating suitable living environments.
35	Girl Scouts of Frontier Council – Achieving the Skills for Life	2,507 youth will have increased access to life skills program for the purpose of creating suitable living environments.
49	Las Vegas Art Museum - LVAM School Tour Program	3400 at risk 4th grad students will have new access and availability to educational opportunities through an art exhibit field trip for the purpose of creating suitable living environments.
51	Las Vegas Heat Track Club – Youth Track Club	65 children will receive improved life, computer, math, and reading skills to increase grades and career opportunities for the purpose of creating suitable living environments.
52	Las Vegas Natural History Museum – Explore! Program	4,340 economically disadvantaged children who would not otherwise be able to participate will have new access to educational opportunities through a learning safari for the purpose of creating suitable living environments.
54	Lied Discovery Children’s Museum – Youthworks Program	62 youth will have access to job and life skills and participants will achieve 100% High School graduation in the program for the purpose of creating suitable living environments.
66	Southern Nevada Public Television Friends of Channel 10 – Literacy Outreach in Las Vegas	2,000 persons will have new accessibility and availability to books to increase the school readiness and literacy levels of children 2-12, increase family literacy involvement, word knowledge, reading comprehension, and writing composition for the purpose of creating suitable living environments.
67	Spread the Word Nevada Kids to Kids – Youth and Family Literacy Program	225 children from at risk schools will new access to books to increase childrens reading and comprehension levels by one grade level for the purpose of creating suitable living environments.
<b>Proj. No.</b>	<b>Construction / Improvement Projects</b>	<b>Community Development Outcomes</b>
<b>03 - Public Facilities and Improvements (General)</b>		
7	CLV Future Public Facilities and Improvements Projects	Complete one project that will increase the availability/accessibility of public facilities or public infrastructure activities that serve low and moderate income persons for the purpose of creating suitable

		living environments
<b>03A – Senior Centers</b>		
69	Temple Beth Am - Restroom Construction and Modification	Improve quality of one senior services facility that will provide increased accessibility and availability of senior services for the purpose of creating suitable living environments.
<b>03P - Health Facilities</b>		
59	Nevada Health Centers - Dental and Medical Center	Rehabilitation of the dental and medical services facility will provide increased accessibility and availability of services, including health and dental services for the purpose of creating suitable living environments.

### Evaluation of Past Performance

The following is an evaluation of the 2006-2007 Action Plan compared with this 2007-2008 Action Plan. The housing, homeless, and community development needs tables are attachments within the 2006-2010 Consolidated Plan.

- For Attachment 1 – Housing Needs Table, the goal for the number of persons that will benefit has decreased from 271 households/housing units in 2006-2007 to 196 households/housing units in 2007-2008.
- For Attachment 3 – Homeless Needs Table, the goal for the number of beds for homeless persons that will benefit has not changed from 477 beds for individuals and 239 beds for families in 2006-2007 to 477 beds for individuals and 239 beds for families in 2007-2008.
- For Attachment 5 – Community Needs Table, the goal for the number of persons that will benefit has increased from 32,247 persons in 2006-2007 to 50,289 persons in 2007-2008.

The following is a summary of the 2005-2006 CAPER for the City of Las Vegas.

The 2005-2006 Housing activities for the City of Las Vegas included the following:

- Rehabilitated or completed emergency repairs on 12 housing units with HOME and CDBG funding.
- Allocated CDBG funding to two sub-recipients that rehabilitated or completed minor home repairs on 94 housing units.
- Allocated HOME funding to two sub-recipients that provided 6 homebuyers with down-payment and closing cost assistance.
- The L’Octaine Apartments new construction project was completed and provided 41 rental units for households at 50 percent (%) of AMI and below.
- Will need to continue working with housing developers to increase the percentage of housing units designated to serve the low and extremely low-income population.
- No projects were completed or underway to construct permanent affordable housing to serve persons with severe mental illness, drug/alcohol problems, developmental disabilities, and physical disabilities.

- Approximately 94 frail/elderly and senior households received housing rehabilitation assistance.
- Overall, 687 renter households and 117 owner households were assisted.

For 2005-2006 Homeless activities for the City of Las Vegas included the following:

- Fell short in its goal to provide enough permanent housing for the homeless and did not do enough to prevent extremely low-income persons from becoming homeless.
- Exceeded its annual goal in providing transitional housing for homeless persons.
- Based on our goals, more support for the operations and maintenance of homeless facilities for homeless persons is needed.
- Exceeded its goal in providing food, employment, and transportation services for homeless persons.
- The ESG program leveraged a total of \$7,300,759 in matching private sector, City, County, State, and other Federal funds.
- Overall, a total of 564,043 homeless persons were assisted and a total of \$285,576 in ESG funds was spent on homeless activities.

For 2005-2006 Community Development activities for the City of Las Vegas included the following:

- For CDBG construction or improvement activities, one senior center was completed and another senior center was under construction, one child care facility was expanded and another child care facility was underway, one housing acquisition activity was completed, three improvements to handicapped centers were completed, one youth center was completed and another youth center was underway, one improvement to a non-profit facility was completed, one sidewalks improvement was under construction, and one park/community facility improvement was under construction.
- Served a total of 12,695 youth.
- Served a total of 1,513 seniors.
- The total number of non-homeless persons with special needs served was 5,344 persons.
- Overall, the total number of persons served with CDBG public services was 41,859 persons.

## **General Questions**

1. Describe the geographic areas of the jurisdiction (including areas of low income families and/or racial/minority concentration) in which assistance will be directed during the next year.
2. Describe the basis for allocating investments geographically within the jurisdiction (or within the EMSA for HOPWA) (91.215(a)(1)) during the next year and the rationale for assigning the priorities.
3. Describe actions that will take place during the next year to address obstacles to meeting underserved needs.

4. Identify the federal, state, and local resources expected to be made available to address the needs identified in the plan. Federal resources should include Section 8 funds made available to the jurisdiction, Low-Income Housing Tax Credits, and competitive McKinney-Vento Homeless Assistance Act funds expected to be available to address priority needs and specific objectives identified in the strategic plan.

Program Year 2 Action Plan General Questions response:

## **General Questions**

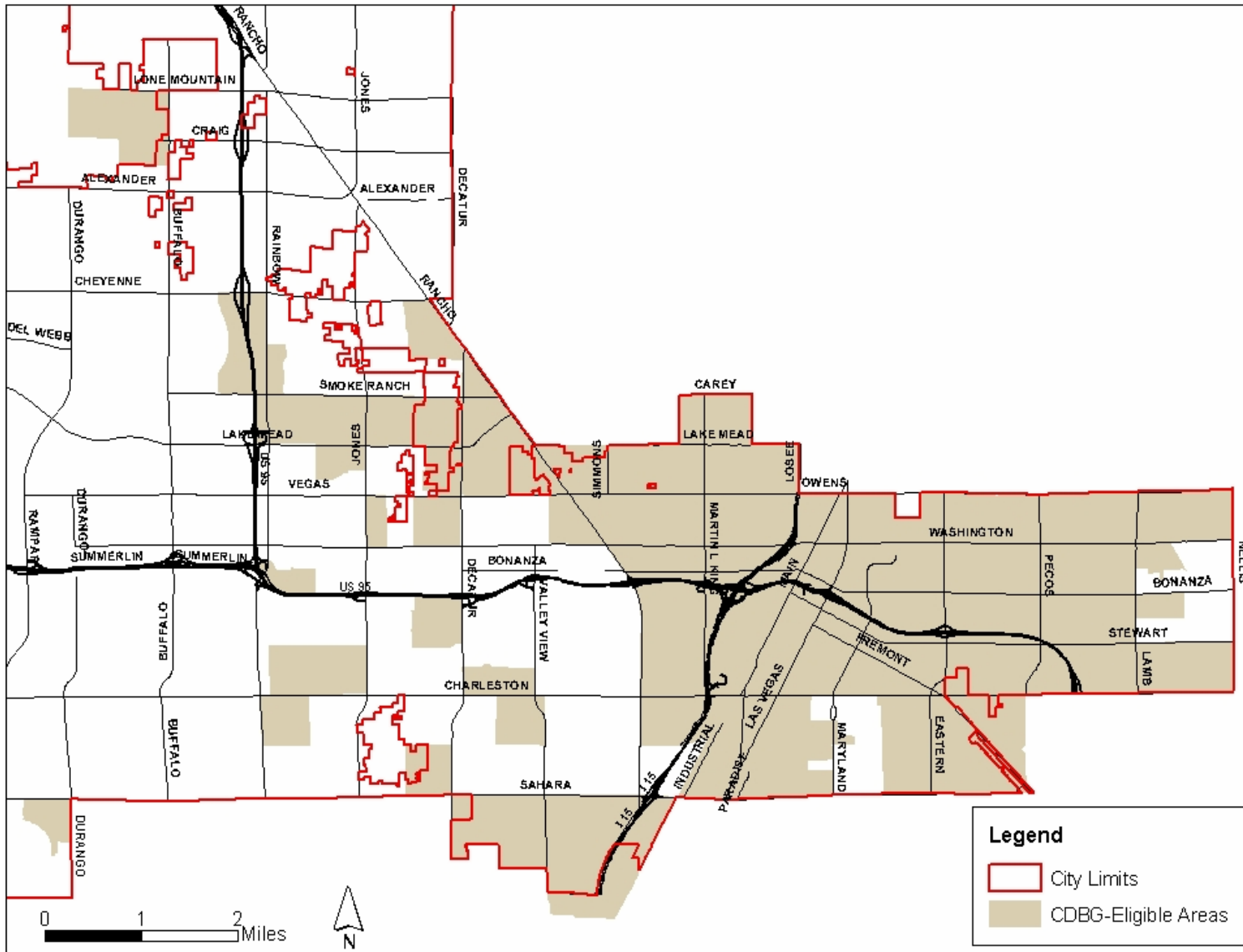
### **1. Geographic Areas of the Jurisdiction**

For geographic information about the City, please refer to the Consolidated Plan and City of Las Vegas Community Profile publication which may be downloaded from the City's website at [http://www.lasvegasnevada.gov/files/community\\_profile.pdf](http://www.lasvegasnevada.gov/files/community_profile.pdf). Maps of the low and moderate-income and minority concentration areas are also included within the Consolidated Plan.

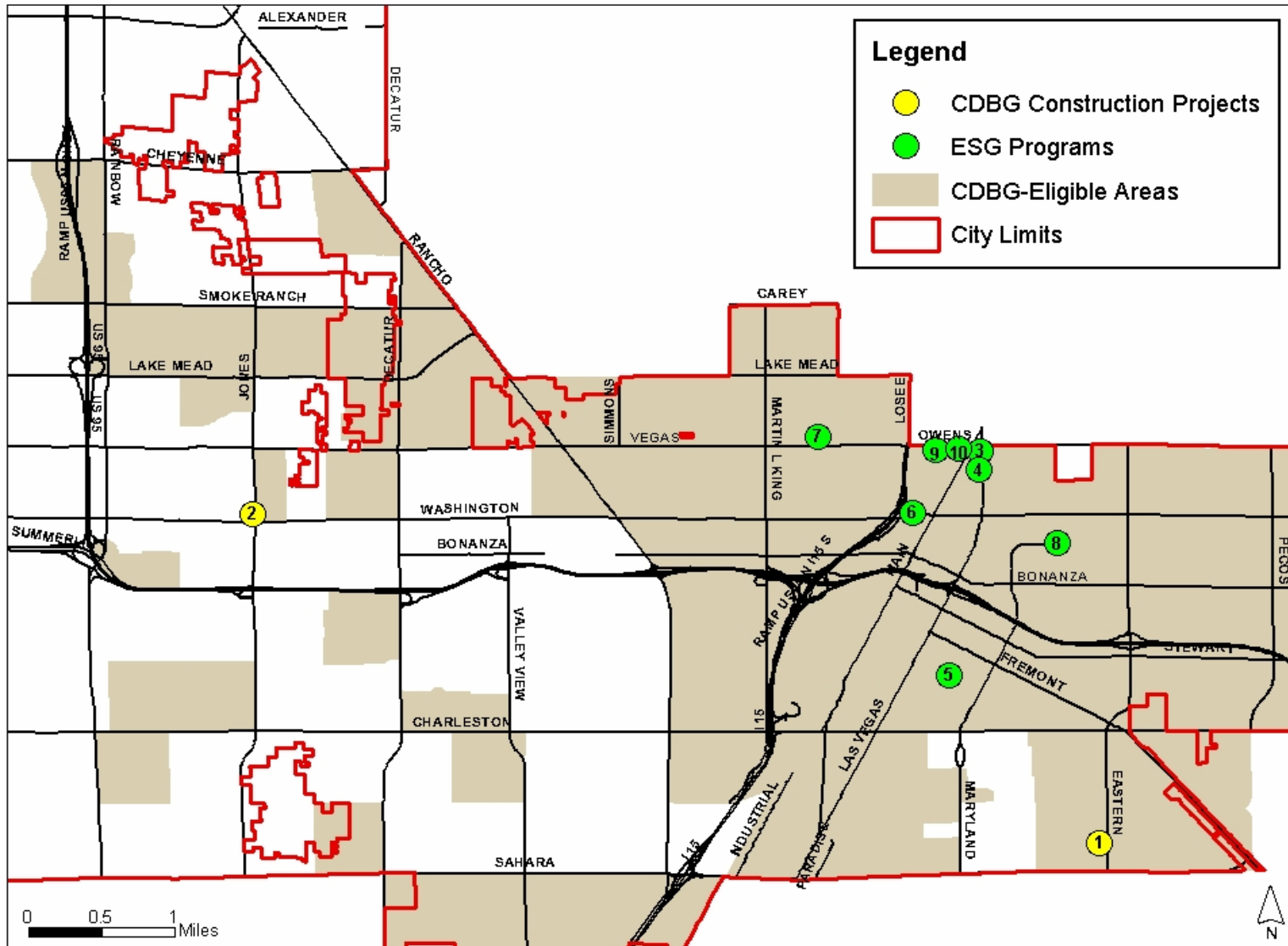
The majority, estimated at 97 percent (%) of Consolidated Plan funds will be directed towards the low and moderate-income target areas. Direct assistance will be made available to low and moderate-income households throughout the City. This includes the City's Housing Rehabilitation and Homebuyers Assistance Programs. These programs provide funding to low and moderate-income households that meet income verification requirements citywide. Low and moderate-income persons will also receive direct assistance through the CDBG public services, ESG, and HOPWA programs.

The following maps show the low and moderate-income areas and the locations of CDBG, ESG, and HOME funded projects by number. Map keys are included to show the organization, project name, and funding source for each project.

Map 1 - City of Las Vegas CDBG-Eligible Areas Map



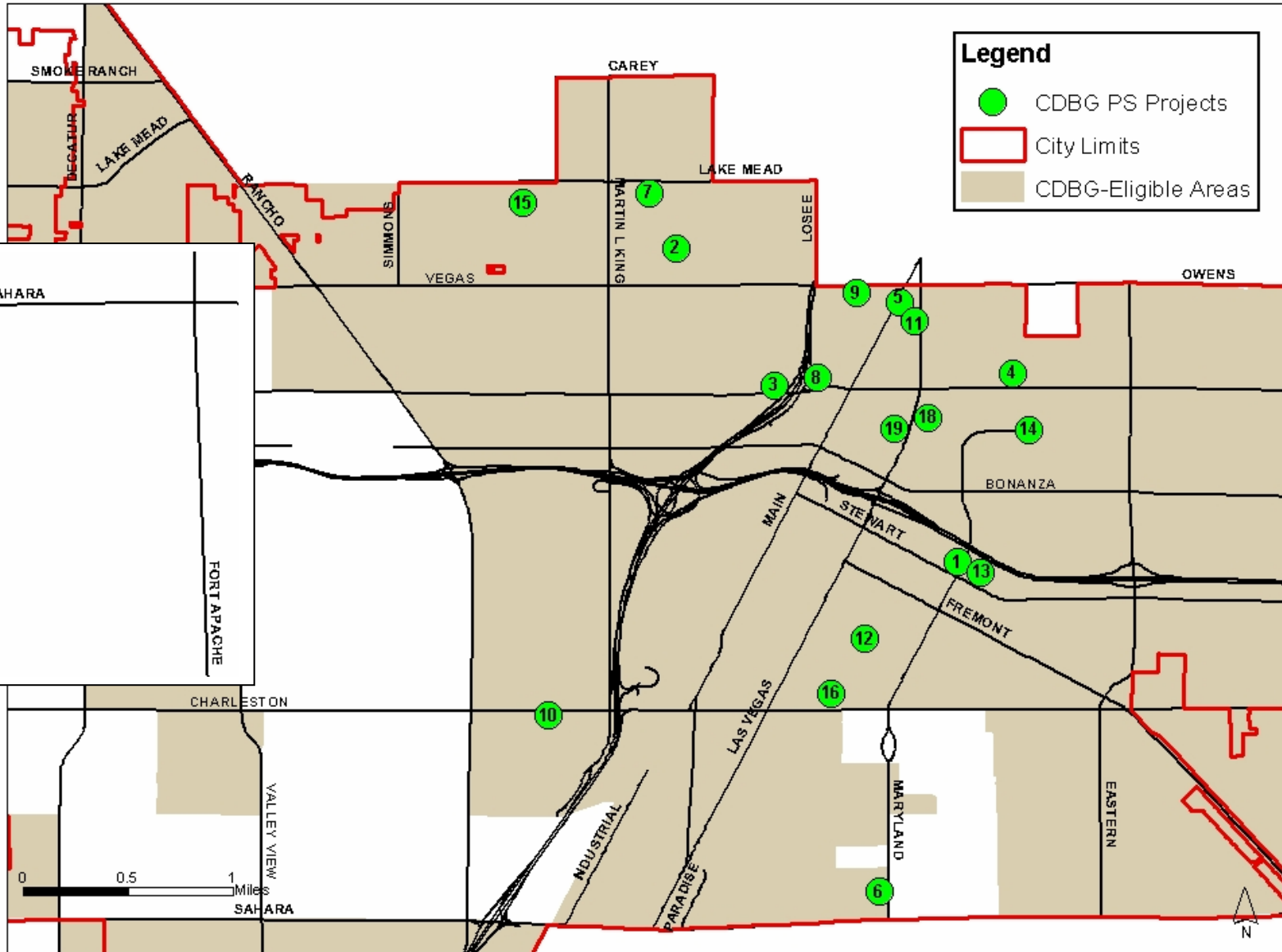
Map 2 - City of Las Vegas CDBG Construction Projects and ESG Programs Map



**City of Las Vegas CDBG Construction Projects and ESG Programs Map Key**

<b>Map ID</b>	<b>CDBG Construction Projects</b>
Citywide	Las Vegas - Clark County Urban League – Senior Home Repairs
Citywide	James Seastrand – Minor Home Repairs
1	Nevada Health Centers – OBGYN Clinic
Citywide	Rebuilding Together – Christmas in April
2	Temple Beth Am – Restroom Construction
<b>Map ID</b>	<b>ESG Programs</b>
3	Catholic Charities #1 – RSD Job Office Catholic Charities #2 – St. Vincent Lied Dining Facility
4	Center for Independent Living – Teen Housing
5	Family Promise – Strengthening Lives
Citywide	HELP of Southern Nevada – Emergency Resource Services
6	Key Foundation – Job For Veterans
7	Las Vegas - Clark County Urban League - Self-Sufficiency - Homeless Program
8	Lutheran Social Services – Emergency Food and Services
Citywide	SAFE House – Emergency Shelter
9	Salvation Army – Homeless Services
10	Shade Tree – Emergency Shelter
Citywide	United Methodist Social Ministries - Weekend Emergency Assistance Program (WEAP)
Citywide	Women’s Development Center – Transitional Housing

Map 3 - City of Las Vegas CDBG Public Service Programs Map



**City of Las Vegas CDBG Public Service Programs Map Key**

<b>Map ID</b>	<b>Childcare Programs</b>
Citywide	CLV Safekey Before and After School Programs
1	Nevada Association of Latin Americans (NALA) – Childcare
Citywide	Positively Kids – Home Care Services Program
2	Sunrise Children’s Foundation – HIPPY Program
3	Variety Day Home – Affordable Childcare
<b>Map ID</b>	<b>Life Skills Programs</b>
4	Blind Center of Nevada – Back to Work
5	Catholic Charities – St. Vincent HELP Apartments
6	Community Counseling Center – Life Skills for Recovering Substance Abusers
7	Consumer Credit Counseling Service of Southern Nevada – Earn It! Keep It! Save It!
Citywide	Family Promise – Building Communities, Strengthening Lives
Citywide	HELP of Southern Nevada – Displaced Homemaker Program
8	Key Foundation - Jobs for Veterans - Essential Services
9	Salvation Army – Vocational Training Services
10	Transition Services – The Studio
<b>Map ID</b>	<b>Social Services Programs</b>
5	Catholic Charities – Public Restrooms for Homeless Persons
11	Center for Independent Living – Vocational/Substance Abuse Counseling for High-Risk Youth
6	Community Counseling Center – Substance Abuse Treatment
Citywide	Give Me a Break – Community Respite Program
Citywide	Helping Hands of Vegas Valley – Senior Transportation
12	Jude 22 – Senior Nutrition Center
13	Latin Chamber of Commerce – Arturo Cambiero Senior Center
14	Lutheran Social Services – Emergency Food Program
Citywide	Rebuilding Together with Christmas in April – Event Day
<b>Map ID</b>	<b>Youth Programs</b>
15	Academic and Athletic Connections/ LV Stars – Academic and Athletic Connection
16	Clark County Bar Association – Trial By Peers
Citywide	CLV Youth Programs
Citywide	Girl Scouts of Frontier Council – Achieving the Skills for Life
17	Las Vegas Art Museum – School Tour Program
Citywide	Las Vegas Heat Track Club – Youth Track Club
18	Las Vegas Natural History Museum – Explore! Program
19	Lied Discovery Children’s Museum – Youthworks Program

<b>City of Las Vegas CDBG Public Service Programs Map Key (Continued)</b>	
<b>Map ID</b>	<b>Youth Programs</b>
Citywide	Southern Nevada Public Television Friends of Channel 10 – Literacy Outreach in Las Vegas
Citywide	Spread the Word Nevada Kids to Kids – Youth and Family Literacy Program

## **2. Basis for Allocation of Funding Geographically**

The basis for allocating the City’s investments geographically occurs during the Request for Applications (RFA) process. The City distributes the grant applications for CDBG, ESG, HOME, and HOPWA to eligible non-profit organizations. Included in each grant application package are copies of the Federal regulations pertinent to each program and a map showing the low and moderate-income areas within the City (see Map 1). Grant applications must meet all City, State, and Federal regulations and must be located within the City of Las Vegas, with the exception of HOPWA. HOPWA funds are available to eligible non-profit organizations that provide housing and services within Clark County, which is the Eligible Metropolitan Statistical Area (EMSA).

Map 1 shows the entire CDBG-eligible areas for the City. Maps 2 and 3 indicate that the majority of CDBG projects are located within the CDBG-eligible areas. However, some CDBG projects are located outside the CDBG-eligible areas are eligible as long as the project meets a national objective and is an eligible activity. For example, a CDBG project that is an eligible activity and meets a national objective that benefits a low-mod income limited clientele such as the disabled would be an eligible project.

## **3. Meeting Underserved Needs**

According to the Consolidated Plan, extremely low- and low-income households of all types are underserved with respect to affordable housing. In order to overcome this gap, the City has included strategies to provide additional affordable rental and owner housing opportunities. This Action Plan includes projects that will fund the acquisition, rehabilitation and new construction of rental and owner housing units using federal funds to leverage state and private funding sources. Other affordable housing projects in the Action Plan include the single family rehabilitation, minor home repairs, and first-time homeownership assistance programs.

According to the Consolidated Plan, senior and special needs housing and services are also underserved needs in the community. Projects that will fund senior and special needs housing and services are included in this Action Plan. Low and moderate-income persons are underserved in the areas of affordable childcare, employment opportunities, job training, youth activities, life skills, and social services. Several public services programs included in this Action Plan address these underserved needs of low and moderate-income persons.

#### **4. Available Resources**

For information on available resources to address needs, please refer to pages 4-7 of the Executive Summary section of this plan.

#### **Managing the Process**

1. Identify the lead agency, entity, and agencies responsible for administering programs covered by the consolidated plan.
2. Identify the significant aspects of the process by which the plan was developed, and the agencies, groups, organizations, and others who participated in the process.
3. Describe actions that will take place during the next year to enhance coordination between public and private housing, health, and social service agencies.

Program Year 2 Action Plan Managing the Process response:

##### **1. Lead Agency**

The City of Las Vegas, a HUD entitlement grantee, is the lead agency for administering programs and projects covered by the 2006-2010 Consolidated Plan and 2007-2008 Action Plan. During the previous program year, the City was participating as part of the HUD Consolidated Plan (HCP) Consortium where Clark County was the lead agency. The City's Neighborhood Services Department administers these programs and projects. Other City Departments involved in these programs and projects include Building and Safety, Business Development, City Attorney, Field Operations, Finance and Business Services, Leisure Services, Planning and Development, and Public Works. The City allocates CDBG, ESG, HOME, and HOPWA funding to over fifty (50) different non-profit organizations. For a list of the organizations that will receive funding for this program year, please refer to the Project Tables.

##### **2. Action Plan Development Process**

###### **Grant Funds Application Process**

The City of Las Vegas utilizes a Request For Applications (RFA) process to aid in the development of viable communities by providing decent housing and a suitable living environment, principally for person of low, very-low and moderate income. Funding will be provided through the HUD CDBG, ESG, and HOPWA programs. The City utilizes non-profit partners to assist in providing housing and community development activities, including public services.

The Community Development Recommending Board (CDRB) is a citizen's advisory group, appointed by the City Council. CDRB members represent target neighborhoods and populations, including low-income, disabled, minorities, elderly and the community at large. The CDRB recommends funding for the housing,

homeless, and community development programs and projects that most effectively and efficiently meet community needs to the City Council.

Planning activities will follow the same steps each year although the timing may vary somewhat. These steps are:

- Step 1 - Dissemination of Grant Funds information to agencies and individuals;
- Step 2 - Identification of community development issues, needs, and concerns through community meetings and citizen input;
- Step 3 - Formulation of community development goals and preliminary strategies. (staff and citizens);
- Step 4 - Submission of project applications; and
- Step 5 - Project selection:
  - a. Review of project applications by CDRB and staff,
  - b. Project recommendations of CDRB to the Las Vegas City Council,
  - c. Public hearing before the Las Vegas City Council and final selection of projects for application submission to HUD.

**Citizen Participation**

Three (3) focus group meetings were held in July 2006 with residents in Wards 1, 3, and 5 to help determine local community needs. In addition, approximately 5,810 surveys, printed in both English and Spanish, were distributed within the low and moderate-income neighborhoods (CDBG-Eligible Areas) in the City of Las Vegas to gather public input. We received approximately 1,415 surveys back from City of Las Vegas residents. Our survey response rate was approximately 24 percent (%). For a copy of the complete survey, please refer to Attachment 1 - Neighborhood Survey of Community Needs in this plan.

The following table indicates the percentage of residents that indicated high priority needs for services/programs, housing, and improvements by zip code. Each of the services/programs, housing related services, and neighborhood improvements is ranked according to community needs. The rankings are determined by taking an average of the high priority percentages for all five zip codes. The top ranking for each zip code by category is indicated in bold.

**Table 15 – Results of Neighborhood Survey**

<b>CDBG TARGET AREAS ZIP CODES</b>						
<b>SERVICES/PROGRAMS</b>	<b>89101</b>	<b>89102</b>	<b>89104</b>	<b>89106</b>	<b>89110</b>	<b>Avg.*</b>
Affordable Rental Housing	<b>79%</b>	<b>57%</b>	66%	87%	67%	0.71
Rent and Utility Payment Assistance	69%	<b>57%</b>	<b>75%</b>	<b>91%</b>	55%	0.69
Affordable Childcare	62%	<b>57%</b>	66%	78%	74%	0.67
Job Training	55%	43%	66%	78%	55%	0.59
Youth Activities	45%	43%	33%	83%	<b>85%</b>	0.58
Life Skills (parenting, budgeting)	36%	43%	58%	83%	52%	0.54
Services for Disabled (independent Living)	43%	43%	50%	66%	26%	0.46

<b>SERVICES/PROGRAMS (continued)</b>	<b>89101</b>	<b>89102</b>	<b>89104</b>	<b>89106</b>	<b>89110</b>	<b>Avg.*</b>
Senior Services (transportation, nutrition)	38%	43%	50%	64%	26%	0.44
Homeless Services	20%	29%	66%	59%	44%	0.44
Home Repair/Weatherization	22%	29%	50%	45%	44%	0.38
English as Second Language (ESL)	36%	43%	41%	28%	37%	0.37
Adult Daycare	27%	29%	58%	30%	30%	0.35
<b>HOUSING RELATED SERVICES</b>	<b>89101</b>	<b>89102</b>	<b>89104</b>	<b>89106</b>	<b>89110</b>	<b>Avg.*</b>
Affordable Ownership Housing	33%	43%	<b>75%</b>	74%	<b>85%</b>	0.62
Homeownership Down Payment Assistance	<b>53%</b>	29%	58%	<b>87%</b>	70%	0.59
Affordable Housing for Larger Families	50%	<b>57%</b>	50%	72%	59%	0.58
Assisted Living Facilities	41%	43%	50%	66%	44%	0.49
Credit Counseling	33%	43%	50%	66%	48%	0.48
<b>NEIGHBORHOOD IMPROVEMENTS</b>	<b>89101</b>	<b>89102</b>	<b>89104</b>	<b>89106</b>	<b>89110</b>	<b>Avg.*</b>
Crime Prevention and Education Programs	41%	<b>57%</b>	33%	70%	<b>74%</b>	0.55
Neighborhood Beautification	41%	<b>57%</b>	<b>66%</b>	61%	48%	0.55
Code Enforcement Activities and Education	41%	<b>57%</b>	33%	68%	67%	0.53
Graffiti Removal	38%	<b>57%</b>	41%	70%	59%	0.53
Sidewalks	<b>68%</b>	43%	50%	57%	41%	0.52
Anti-Gang Programs	38%	43%	25%	<b>84%</b>	67%	0.51
Neighborhood Cleanups	15%	43%	50%	63%	63%	0.47
Street Lights	41%	<b>57%</b>	33%	59%	37%	0.45
Neighborhood Classes	26%	43%	41%	59%	41%	0.42

Source: CDBG Target Areas Neighborhood Survey, July 2006

\*Avg. = Average of the percentages for all five zip codes

According to Table 15 – Neighborhood Survey of Community Needs, the top five services/programs were the following:

1. Affordable Rental Housing
2. Rent and Utility Payment Assistance
3. Affordable Childcare
4. Job Training
5. Youth Activities

The top three housing related services were the following:

1. Affordable Ownership Housing
2. Homeownership Down Payment Assistance
3. Affordable Housing for Larger Families

The top five neighborhood improvements were the following:

1. Crime Prevention and Education Programs
2. Neighborhood Beautification
3. Code Enforcement Activities and Education

4. Graffiti Removal
5. Sidewalks

Three (3) CDBG, ESG, and HOPWA application workshops were held to provide technical assistance for non-profit organizations. Thirteen (13) CDRB meetings were held for the allocation of CDBG, ESG, and HOPWA funds. Applicants are allowed to present their projects to the CDRB for five (5) minutes. This is followed by ten (10) minutes of questions by CDRB members of applicants, including their projects. After all of the applicants have made their presentations, the CDRB recommends projects for funding.

For more details on the public input process for the 2007-2008 program year, see Table 16 - Action Plan Citizen Participation Schedule below.

**Table 16 - Action Plan Citizen Participation Schedule**

<b>ACTION</b>	<b>DATE</b>
Community Needs Surveys Distributed to Target Neighborhoods	June 2006
Community Needs Surveys Due	July 2006
Focus Group Meeting in Ward 1	July 2006
Focus Group Meeting in West Las Vegas	July 2006
Focus Group Meeting in East Las Vegas	July 2006
Applications Release Date	August 14, 2006
Application Workshop (CDBG Construction, HOPWA, ESG)	September 12, 2006
Application Workshop (CDBG Public Service)	September 14, 2006
Applications Due Date	September 29, 2006
Applications Threshold Review	October 2006
HOPWA Presentations to CDRB	November 2006
ESG Presentations to CDRB	November 2006
CDBG Construction Presentations to CDRB	December 2006
CDBG Public Service Presentations to CDRB	January 2007
Public Hearing for City Council Approval of CDRB Recommendations	March 7, 2007
Advertise draft 2007-2008 Action Plan for 30-day public review and comment period	March 18, 2007
Public Hearing and City Council approval of the submittal of the 2007-2008 Action Plan to HUD, including consideration of public comment as required by HUD	April 4, 2007
Submit final 2007-2008 Action Plan to HUD	May 14, 2007
Fiscal Year begins	July 1, 2007
Fiscal Year ends	June 30, 2008

Source: 2007-2008 CDRB Process

## Development of the Action Plan

The City gathered information from the Housing Authority of the City of Las Vegas regarding public housing. The City worked closely with Clark County, City of Henderson, and City of North Las Vegas regarding the regional homeless plan to gather information for the homeless section of this plan. Neighborhood Development Division staff of the City's Neighborhood Services Department completed the Action Plan with assistance from other Neighborhood Development Division staff.

The plans and reports, with their website addresses or availability included, that were used as references in drafting and completing this Action Plan are:

- Analysis of Impediments to Fair Housing Choice for the City of Las Vegas, BBC Research and Consulting – 2004  
Not currently available on the City's website, this report is available in print form at the Neighborhood Services Department
- Analysis of the Las Vegas, Nevada Housing Market, HUD – 2006  
[http://www.huduser.org/publications/pdf/CMAR\\_VegasNV.pdf](http://www.huduser.org/publications/pdf/CMAR_VegasNV.pdf)
- Five-Year Capital Improvement Plan, City of Las Vegas – 2006  
[http://www.lasvegasnevada.gov/files/FY2007\\_CIP\\_CompleteBook.pdf](http://www.lasvegasnevada.gov/files/FY2007_CIP_CompleteBook.pdf)
- Five-Year Plan of the Housing Authority of the City of Las Vegas – 2006  
<http://www.haclv.org/>
- FY 2005-2009 Amended HUD Consolidated Plan, HCP Consortium – 2006  
<http://www.co.clark.nv.us/finance/crm/Library.htm>
- Homes for Homeless Nevadans 10 Year Plan to Reduce Homelessness, City of Las Vegas – 2006  
Not currently on the City's website, this report is available in print form at the Neighborhood Services Department
- Las Vegas Community Profile, City of Las Vegas – 2006  
[http://www.lasvegasnevada.gov/files/community\\_profile.pdf](http://www.lasvegasnevada.gov/files/community_profile.pdf)
- Master Plan 2020 Policy Document, Housing Element, City of Las Vegas - 2006  
[http://www.lasvegasnevada.gov/files/Housing\\_Element.pdf](http://www.lasvegasnevada.gov/files/Housing_Element.pdf)
- Nevada Special Needs Housing Assessment, State of Nevada, BBC Research and Consulting – 2002  
[http://www.bbcresearch.com/library/nevada\\_final\\_report.pdf](http://www.bbcresearch.com/library/nevada_final_report.pdf)
- NHD Apartment Facts, State of Nevada – 2006  
<http://nvhousing.state.nv.us/index.htm>
- Southern Nevada Community Assessment, United Way and Nevada Community Foundation – 2003  
<http://www.nevadacf.org/CommunityAssessment.pdf>
- Southern Nevada Continuum of Care Application, Clark County – 2005  
[http://www.co.clark.nv.us/social\\_service/homeless\\_default.htm](http://www.co.clark.nv.us/social_service/homeless_default.htm)
- Southern Nevada Workforce Housing Study, Clark County and SNRPC, Restrepo Consulting Group LLC - 2006  
<http://www.snrpc.org/WorkforceHousing/FinalDrafr4.pdf>

### **3. Enhance Agency Coordination**

The City will continue to meet with Clark County, City of Henderson, City of North Las Vegas, Boulder City and City of Mesquite on a bi-monthly basis to discuss issues relating to CDBG, ESG, HOME, HOPWA, and Homeless projects. The discussions include joint projects, coordination of grant application cycles, consolidated plan updates, new project grand openings, new HUD program requirements, and other issues. The City works closely with Clark County and other local jurisdictions to ensure coordination of strategies and projects within the Consolidated Plan and Action Plan.

### **Citizen Participation**

1. Provide a summary of the citizen participation process.
2. Provide a summary of citizen comments or views on the plan.
3. Provide a summary of efforts made to broaden public participation in the development of the consolidated plan, including outreach to minorities and non-English speaking persons, as well as persons with disabilities.
4. Provide a written explanation of comments not accepted and the reasons why these comments were not accepted.

\*Please note that Citizen Comments and Responses may be included as additional files within the CPMP Tool.

Program Year 2 Action Plan Citizen Participation response:

#### **1. Citizen Participation Process Summary**

See the Citizen Participation Plan Section on pages 18-23 of the Consolidated Plan. The Citizen Participation Process Summary is also located in this plan on pages 26-29 as part of Managing the Process Section.

Community needs meetings and public hearings are the primary means by which individual citizens are able to provide input into the Neighborhood Services Grant Programs. To ensure an atmosphere of open communication and cooperation among and between the City, neighborhoods, local organizations, businesses, and individual citizens, open meetings are held at the neighborhood level. All such meetings are scheduled in advance and posted in the community. The meetings and hearings provide an opportunity for citizens to: (1) give input into community priorities and identify needed projects or programs and (2) comment on projects under consideration. In order to successfully meet the goals of HUD's Grant Programs, the voices of those individuals, neighborhoods and communities participating and/or impacted must be heard.

Public hearings and meetings were and continue to be the prime vehicle for eliciting public input. Generally, public meetings will be held to gather information on community priorities and to respond to citizen questions and concerns. Public hearings will be held by the Las Vegas City Council for the purpose of formal presentation and/or adoption of CDBG projects or programs and to hear citizen testimony.

Each year, community needs are gathered to ensure that federal funds are used to provide services that are truly needed in targeted low income neighborhoods. These priority needs are collected by using surveys distributed to low income citizens requesting their input as to their community and personal needs. The survey results are tabulated and provided to prospective applicants for program guidance.

## **2. Public Comments Received**

NONE

## **3. Efforts to Broaden Participation**

See the Citizen Participation Plan Section on pages 18-23 of the Consolidated Plan.

## **4. Public Comments Not Accepted**

NONE

## **Institutional Structure**

1. Describe actions that will take place during the next year to develop institutional structure.

Program Year 2 Action Plan Institutional Structure response:

### **1. Actions to Develop Institutional Structure**

The City of Las Vegas Neighborhood Services Department is responsible for the administration of the Action Plan. The Department administers its own grant programs and allocates funding to both non-profit and for-profit organizations for their programs and projects. In the next program year, the Department will continue existing partnerships and establish new partnerships with for-profit and non-profit organizations to address the City's housing and community development needs.

The Southern Nevada Regional Planning Coalition (SNRPC) is an organization that brings together all public jurisdictions, including the City, to coordinate policies and programs dealing with regional quality of life issues. These issues include air quality, homelessness, housing, population growth, public facilities, transportation, and water. The City's Neighborhood Services Department will continue to participate in the SNRPC workforce housing and homeless committee meetings.

The Housing Authority of the City of Las Vegas (HACLV) is the public housing agency for the City of Las Vegas. The HACLV is currently providing assisted housing for more than 16,000 low and moderate-income family members. The HACLV consists of federally funded family developments, senior housing, scattered site housing, affordable housing units, and section 8 housing choice vouchers. The HACLV will continue to provide assisted housing to low and moderate-income families.

## **Monitoring**

1. Describe actions that will take place during the next year to monitor its housing and community development projects and ensure long-term compliance with program requirements and comprehensive planning requirements.

Program Year 2 Action Plan Monitoring response:

### **1. Monitoring of Housing and Community Development Projects**

Included in each of the City's subrecipient agreements is an "on-site monitoring" section. It stipulates that the program under the agreement will be subject to "on-site monitoring" by a City or HUD representative on a 24-hour notice during normal working hours. It also states that the representatives shall be granted access to all records pertaining to the Program. Representatives may, on occasion, request to interview program recipients who volunteer to be interviewed.

An additional section of the subrecipient agreement addresses access to records. It states that at any time during normal business hours, City or HUD representatives shall make the subrecipients' records, with respect to matters covered by the agreement available for audit, examination, and review.

A monitoring form has been developed in compliance with federal regulations for use when staff conducts its annual visit to the agency or project site. This form addresses all the required certifications, insurance, legal documents, environmental review and is used to conduct a random sampling to confirm eligibility of clients, and that appropriate documentation of such is in their files. It is also used to verify and tag any equipment that may have been purchased with grant funds. If the agency has any grant-funded employees, payroll tax returns and W-2's are checked to make sure they were completed and submitted to the IRS.

When OMB raised the ceiling to \$500,000 for an A-133 audit, the Neighborhood Services Department added language in the subrecipient grant agreements stipulating that if an agency received more than \$50,000, but less than \$500,000, in federal grant funds from the City for two consecutive years, they must submit an audited financial statement.

Additionally, one city staff person has been assigned to coordinate on-site

monitoring of all subrecipients and projects. HOME funded projects are monitored yearly. Any deficiencies noted during monitoring are discussed with the subrecipients, noted in a written follow-up letter with required corrective action and followed-up within a prescribed period of time to ensure compliance.

## **Lead-based Paint**

1. Describe the actions that will take place during the next year to evaluate and reduce the number of housing units containing lead-based paint hazards in order to increase the inventory of lead-safe housing available to extremely low-income, low-income, and moderate-income families.

Program Year 2 Action Plan Lead-based Paint response:

### **1. Evaluation and Reduction of Housing Units with Lead-based Paint Hazards**

To receive direct housing assistance, the City requires that all housing units built prior to 1978 be inspected for lead-based paint hazards. The City's subrecipient agreements are subject to the regulations described in 24 CFR Part 35, prohibiting the use of lead-based paint in residential structures constructed or rehabilitated with assistance provided, notification of hazards of lead-based paint poisoning; and elimination of lead-based paint hazards. The City's subrecipients must utilize a certified clearance technician to make a visual assessment and certify clearance examination for all properties built prior to 1978.

The City has purchased and is currently using an XRF Analyzer for lead-based paint testing. During the 2006-2007 program year, the City allocated \$100,000 in HOME funds to test homes built before 1978 for lead-based paint hazards.

## **HOUSING**

### **Specific Housing Objectives**

\*Please also refer to the Housing Needs Table in the Needs.xls workbook.

1. Describe the priorities and specific objectives the jurisdiction hopes to achieve during the next year.
2. Describe how Federal, State, and local public and private sector resources that are reasonably expected to be available will be used to address identified needs for the period covered by this Action Plan.

Program Year 2 Action Plan Specific Objectives response:

### **1. Housing Priorities and Specific Objectives**

Table 17 below shows the housing activities, accomplishment types, and goals that the City is proposing to complete in 2007-2008 by funding source. Please refer to Attachment 3 - project worksheets for a project description, specific objective, performance measure, and outcome of each proposed housing project.

**Table 17 - Housing Activities for 2007-2008**

<b>Housing Activity</b>	<b>Accomplishment Type</b>	<b>Goal</b>	<b>Funding Source</b>
05S - Rental Housing Subsidies	04 - Households	75	HOME
12 - Construction of Housing	10 - Housing Units	10	HOME, OTHER
13 - Direct Homeownership Assistance	04 - Households	3	ADDI, HOME
14A – Rehabilitation; Single-Unit Residential	10 - Housing Units	106	CDBG, HOME
<b>Grand Total</b>		<b>194</b>	

## 2. Available Resources to Address Housing Needs

The City plans to use ADDI, CDBG, HOME, and HOPWA funds to support housing activities for 2007-2008. Table 18 below shows the proposed housing projects for 2007-2008, funding amounts, and funding sources by HUD Matrix Code.

**Table 18 - Housing Projects for 2007-2008**

<b>Proj. No.</b>	<b>Housing Project</b>	<b>Amount</b>	<b>Funding Source</b>
<b>05S - Rental Housing Subsidies</b>			
15	City of Las Vegas Tenant-Based Rental Assistance Program	\$600,000	HOME
<b>12 - Construction of Housing</b>			
8	City of Las Vegas Future Rental Housing Construction Projects	\$853,148	HOME
<b>13 - Direct Homeownership Assistance</b>			
9	City of Las Vegas Homebuyers Assistance Program	\$47,024	ADDI
<b>14A – Rehabilitation; Single-Unit Residential</b>			
11	City of Las Vegas Single Family Rehabilitation and Implementation Program	\$200,000	CDBG
12	City of Las Vegas Single Family Rehabilitation and Implementation Program	\$600,000	HOME
43	James Seastrand Helping Hands – Minor Home Repairs	\$8,000	CDBG
47	Las Vegas – Clark County Urban League – Senior Home Repairs	\$95,000	CDBG
62	Rebuilding Together with Christmas in April – Housing Rehabilitation	\$125,000	CDBG

## Needs of Public Housing

1. Describe the manner in which the plan of the jurisdiction will help address the needs of public housing and activities it will undertake during the next year to encourage public housing residents to become more involved in management and participate in homeownership.
2. If the public housing agency is designated as "troubled" by HUD or otherwise is performing poorly, the jurisdiction shall describe the manner in which it will provide financial or other assistance in improving its operations to remove such designation during the next year.

Program Year 2 Action Plan Public Housing Strategy response:

### 1. Public Housing Needs and Activities

#### Actions to Foster Public Housing Improvements

The Housing Authority of the City of Las Vegas (HACLV) has a five-year plan for modernization of Public Housing units. This year's plan will continue concentrating on the comprehensive modernization of Archie Grant Park, a Senior Community located on Bruce and Searles. Due to skyrocketing construction costs in our area, the comprehensive modernization plan to upgrade only 59 units and community areas in the parcel located between Gragson and Searles to include: exterior improvements, groundwork, community buildings upgrades, retrofit of units to comply with 504 requirements, and complete interior improvements. This comprehensive modernization will address all water and energy conservation issues. Construction is in progress with a completion date of December 2006. The remaining units and common areas located on the second parcel (Searles and Foremaster) are under consideration for demolition and re-development.

Additionally, in the summer of 2005, the HACLV demolished 54 existing units of obsolete public housing, known as Ernie Cragin Terrace (NV39002011) located at Charleston Blvd. and Honolulu Street. The re-development plan for the site of constructing a new 60-unit public housing family development (additional 12 units from the original plan of 48 units) is on schedule with a completion date of July 2007. The new community will consist of one and two story town-home (duplex) buildings with 27 two-bedroom, 30 three-bedroom, and 3 four-bedroom units with their own garage. New community will also include a clubhouse with multipurpose room, kitchen, management office, classroom, and space for service providers. Five percent (%) of the new units will be fully accessible for wheelchair use. This is the first Mixed Finance Public Housing Redevelopment in the State of Nevada and is self-developed by the HACLV.

The Scattered Site Homeownership Program will continue to be implemented to provide homeownership opportunities for the HACLV residents and Section 8 participants. Additionally, the HACLV will pursue new initiatives to acquire homes for resale to perpetuate homeownership opportunities. HACLV is also seeking to partner with private developers to further increase low and moderate income housing units in excess of 400 units within the next 3 years.

### **Actions to Foster Housing Improvements**

The Housing Authority has expanded the Section 8 Housing Choice Voucher Program to be the largest in the State of Nevada with 4,201 vouchers. The Section 8 Program has also been expanded utilizing Project-Based Assistance at Juan Garcia Gardens. This 52-unit complex is providing additional affordable housing for families at or below 50 percent (%) of area median income.

Additionally, HACLV has implemented its Section 8 Homeownership Program option and currently has thirteen (13) participants under contract. This program allows the Section 8 Voucher subsidy to be utilized for mortgage payments versus rental assistance. Participants must be graduates of the Section 8 Family Self Sufficiency (FSS) program.

### **Section 8 Family Self-Sufficiency Efforts**

HACLV continues to develop programs and partnerships to foster self-sufficiency opportunities for the participants. These activities include enrollment of 100 percent (%) of the 161 mandatory FSS placements. The program has had 61 graduates of which 19 became homeowners (13 of these utilized the Section 8 Homeownership Vouchers). A voluntary Family Self-Sufficiency program has been recently implemented with participation from 250 individuals at present.

Other efforts include receiving non-HUD grant funding to provide services. HACLV pursued and obtained a grant for a program entitled Sports Builds Positive Youth. The grant is for \$15,000 and provides funds for at risk youth moving into areas of low poverty to participate in sports programs, art classes, dance classes and other proactive activities to improve self-esteem. One of the most successful partnerships has been with the Foundation for an Independent Tomorrow. This agency provides funds for participants who want to return to school for vocational training. Tuition, childcare and transportation costs are paid via a grant for eligible participants. The agency has funded in excess of \$40,000 to date. Once again, HACLV received funding from the Federal Home Loan Bank of San Francisco through its Individual Development Empowerment Account Grant (IDEA) for down payment assistance for participants seeking homeownership. Finally, HACLV also received a HUD grant in the amount of \$187,000 to assist in paying salaries for FSS Coordinators.

### **Public Housing Self-Sufficiency Efforts**

Public Housing Self-Sufficiency is currently serving 188 residents. There were 10 graduates of which 5 have become homeowners. Eighteen (18) FSS clients are enrolled in vocational training and 106 were referred for employment opportunities.

Other efforts included receiving two non-HUD funded grants. The Children's Trust Fund awarded \$28,000. HACLV also received a grant in the amount of \$136,000 to assist in paying salaries for FSS Coordinators.

HACLV has developed a Memorandum of Understanding (MOU) with the following service providers to enhance availability of services:

- Hispanic Association for Bilingual Literacy and Education (HABLE)
- Frontier Girl Scouts

- YMCA
- Home Instruction Program for Preschool Youngsters (HIPPY)
- Nevada Business Services
- Nevada Association of Latin Americans (NALA)

## **2. Housing Authority Performance**

Not Applicable. For 2004-2005, the HACLV received a designation status of high performer from HUD's public housing assessment system score. HACLV also received a designation of High Performer from HUD's Section 8 Management Assessment score (100%) for FY 2005.

## **Barriers to Affordable Housing**

1. Describe the actions that will take place during the next year to remove barriers to affordable housing.

Program Year 2 Action Plan Barriers to Affordable Housing response:

### **1. Actions to Remove Barriers to Affordable Housing**

The City plans to undertake the following actions during the next year to remove barriers to affordable housing:

- Assist affordable housing developers with the development process and how to obtain project building permits in a timely manner
- Continue to participate in the Southern Nevada Regional Planning Coalition (SNRPC) workforce housing and homeless committee meetings
- Continue to partner with community non-profit and for-profit housing developers
- Continue to partner with the Clark County School District (CCSD) through the Homeownership for Educators program
- Continue to purchase, rehabilitate, and resell vacant houses for homeownership through the Community Partnership Investment Program (CPIP)
- Coordinate affordable housing projects with City of Henderson, City of North Las Vegas, Clark County, and the State of Nevada
- Establish a Community Land Trust for affordable housing
- Explore incentives for developers of affordable housing such as density bonus, development fee waivers, and property tax abatements for a specified period of time
- Explore policies that will help slow down the conversion of apartments to condominiums
- Explore partnership opportunities with the Southern Nevada Home Builders Association (SNHBA)

- Explore the creation of an inventory of existing real estate sites, including any potential development problems, and market these sites for affordable housing development
- Explore using tax increment financing for infrastructure improvements and other site improvements in redevelopment areas to help attract developers to build affordable housing
- Investigate the effectiveness of modular housing by increased time savings, production ease, and reduced construction financing costs
- Improve public infrastructure, facilities, parks, and safety in CDBG target areas to attract more affordable housing development
- Research best practices nationwide for affordable housing policies and programs
- Work with the Bureau of Land Management (BLM) to purchase Federal lands to be set-aside for affordable housing development
- Work with other City departments to reduce or waive development fees for developers of affordable housing projects

### **HOME/ American Dream Down payment Initiative (ADDI)**

1. Describe other forms of investment not described in § 92.205(b).
2. If the participating jurisdiction (PJ) will use HOME or ADDI funds for homebuyers, it must state the guidelines for resale or recapture, as required in § 92.254 of the HOME rule.
3. If the PJ will use HOME funds to refinance existing debt secured by multifamily housing that is that is being rehabilitated with HOME funds, it must state its refinancing guidelines required under § 92.206(b). The guidelines shall describe the conditions under which the PJ will refinance existing debt. At a minimum these guidelines must:
  - a. Demonstrate that rehabilitation is the primary eligible activity and ensure that this requirement is met by establishing a minimum level of rehabilitation per unit or a required ratio between rehabilitation and refinancing.
  - b. Require a review of management practices to demonstrate that disinvestments in the property has not occurred; that the long-term needs of the project can be met; and that the feasibility of serving the targeted population over an extended affordability period can be demonstrated.
  - c. State whether the new investment is being made to maintain current affordable units, create additional affordable units, or both.
  - d. Specify the required period of affordability, whether it is the minimum 15 years or longer.
  - e. Specify whether the investment of HOME funds may be jurisdiction-wide or limited to a specific geographic area, such as a neighborhood identified in a neighborhood revitalization strategy under 24 CFR 91.215(e)(2) or a Federally designated Empowerment Zone or Enterprise Community.
  - f. State that HOME funds cannot be used to refinance multifamily loans made or insured by any federal program, including CDBG.

4. If the PJ is going to receive American Dream Down payment Initiative (ADDI) funds, please complete the following narratives:
  - a. Describe the planned use of the ADDI funds.
  - b. Describe the PJ's plan for conducting targeted outreach to residents and tenants of public housing and manufactured housing and to other families assisted by public housing agencies, for the purposes of ensuring that the ADDI funds are used to provide down payment assistance for such residents, tenants, and families.
  - c. Describe the actions to be taken to ensure the suitability of families receiving ADDI funds to undertake and maintain homeownership, such as provision of housing counseling to homebuyers.

Program Year 2 Action Plan HOME/ADDI response:

### **1. Other Forms of Investment not Described in 24 CFR 92.205(b)**

Regarding the use of HOME and ADDI funds, the City does not plan to use other forms of investment not described in 24 CFR 92.205(b).

### **2. Resale/Recapture Guidelines for HOME and ADDI Funds**

The City currently uses the recapture method for HOME and ADDI funds for homeownership. The City uses the resale method for multi-family projects. According to 24 CFR Part 92.254(a)(5), the City may use either resale or recapture requirements on properties sold or refinanced that were assisted with HOME or ADDI funds.

The City uses recapture requirements for homebuyer and homeowner rehabilitation assistance projects with HOME and ADDI funds. According to CFR 92.254(a)(5)(ii)(A)(3), the City may recapture all or part of the HOME or ADDI funding if the housing does not continue to be the principal residence of the family for the duration of the period of affordability or if the homebuyer goes into foreclosure. The amount of HOME or ADDI funds recaptured will depend upon the net proceeds obtained through the foreclosure or when the housing no longer was the principal residence of the family that was assisted.

The State of Nevada's Housing Division currently imposes a perpetual recapture requirement for any affordable housing project funded with HOME funds that it receives from HUD (State HOME funds), or with the State Low-Income Housing Trust Fund (LIHTF). The State of Nevada has imposed a 30-year affordability requirement for LIHTF-assisted projects.

### **3. Refinancing Guidelines**

The City does not plan to use HOME funds to refinance existing debt secured by multifamily housing that is being rehabilitated with HOME funds.

#### 4. ADDI Program

a. The City of Las Vegas ADDI program will be administered by the Neighborhood Services Department, Neighborhood Development Division (NDD). The City of Las Vegas ADDI program application process includes an Request for Proposal (RFP) that will solicit applications from Nevada-based 501 (c)(3) or 501 (c)(4) nonprofit organizations.

The City will require that nonprofit organizations (subrecipients) provide all required services and follow all other program requirements for subrecipients as defined in the ADDI Definitions and referenced in the NDD HOME Program Subrecipient Program Manual as it pertains to the City's Welcome Home Homebuyer Assistance Program.

b. Subrecipients must provide a plan that:

- Conducts targeted outreach to residents and tenants of public and manufactured housing and to other families assisted by public housing;
- Describes the actions to be taken to ensure the suitability and eligibility of families receiving ADDI assistance to undertake and maintain homeownership; and
- Provides housing counseling by a HUD certified housing counselor.

## HOMELESS

### Specific Homeless Prevention Elements

\*Please also refer to the Homeless Needs Table in the Needs.xls workbook.

1. Sources of Funds—Identify the private and public resources that the jurisdiction expects to receive during the next year to address homeless needs and to prevent homelessness. These include the McKinney-Vento Homeless Assistance Act programs, other special federal, state and local and private funds targeted to homeless individuals and families with children, especially the chronically homeless, the HUD formula programs, and any publicly-owned land or property. Please describe, briefly, the jurisdiction's plan for the investment and use of funds directed toward homelessness.
2. Homelessness—In a narrative, describe how the action plan will address the specific objectives of the Strategic Plan and, ultimately, the priority needs identified. Please also identify potential obstacles to completing these action steps.
3. Chronic homelessness—The jurisdiction must describe the specific planned action steps it will take over the next year aimed at eliminating chronic homelessness by 2012. Again, please identify barriers to achieving this.

4. Homelessness Prevention—The jurisdiction must describe its planned action steps over the next year to address the individual and families with children at imminent risk of becoming homeless.
5. Discharge Coordination Policy—Explain planned activities to implement a cohesive, community-wide Discharge Coordination Policy, and how, in the coming year, the community will move toward such a policy.

Program Year 2 Action Plan Special Needs response:

## 1. Sources of Funds

### 2006 Continuum of Care (COC)

As a result of the regional planning efforts of the SNRPC Committee on Homelessness, the 2006 Continuum of Care (COC) received \$4,633,040 in Federal funds that will be used to provide housing and supportive services for homeless individuals and families in the Las Vegas region. The Committee includes the City of Las Vegas, City of Henderson, City of North Las Vegas, Boulder City, Clark County, Clark County School District, Southern Nevada Homeless Coalition, Southern Nevada Adult Mental Health, U.S. Department of Veteran Affairs, Las Vegas Metropolitan Police Department, and North Las Vegas Police Department. For more information, please refer to the COC Plan which is available online at [http://www.co.clark.nv.us/social\\_service/homeless\\_default.htm](http://www.co.clark.nv.us/social_service/homeless_default.htm).

According to the COC plan, the State of Nevada and eight (8) non-profit organizations will receive funding to provide housing and supportive services to homeless individuals and families. Table 19 below indicates the new COC projects including the agency name and the amount of COC funding.

**Table 19 - New COC Project Funding**

Agency	Amount
Catholic Charities	\$101,508
HELP of Southern Nevada	\$1,016,230
Henderson Allied Community Advocates	\$315,986
Nevada Partnership for Homeless Youth	\$665,563
<b>Total</b>	<b>\$2,099,287</b>

Table 20 below indicates the Existing COC projects including the agency name and the amount of COC funding.

**Table 20 - Existing COC Project Funding**

Agency	Amount
HELP Las Vegas Housing Corporation	\$585,693
Salvation Army	\$323,451
Agency (continued)	Amount
State of Nevada Adult Mental Health Services	\$750,924
State of Nevada Adult Mental Health Services	\$154,632
Temporary Assistance for Domestic Crisis, Inc.	\$113,851

Women's Development Center	\$247,344
Women's Development Center	\$357,858
<b>Total</b>	<b>\$2,533,753</b>

### City of Las Vegas

The City of Las Vegas plans to use a total of \$1,615,566 in Federal funds for a range of programs that help address homelessness. This includes \$250,717 in CDBG, \$212,047 in ESG, \$600,000 in HOME, and \$552,802 in HOPWA funds. These programs will be administered by local non-profit organizations that provide assistance to homeless persons, homeless families, and help to prevent homelessness. Table 21 below lists the Organization, Homeless Activity, Amount, and Funding Source by HUD Matrix Code.

**Table 21 - Homeless Programs**

No.	Homeless Programs	Amount	Funding Source
<b>03T - Operating Costs of Homeless/AIDS Patients Programs</b>			
25	Catholic Charities – St. Vincent Lied Dining Facility – Operations	\$20,000	ESG
26	Center for Independent Living – Teen Housing – Operations	\$10,000	ESG
63	SAFE House – Emergency Shelter – Operations	\$10,000	ESG
64	Salvation Army – Homeless Services – Operations	\$21,337	ESG
70	The Shade Tree – Emergency Shelter – Operations	\$30,000	ESG
<b>05 - Public Services (General)</b>			
13	City of Las Vegas Tenant-Based Rental Assistance Program - Essential Services, Homeless Prevention, and Operations	\$70,000	CDBG
14	City of Las Vegas Tenant-Based Rental Assistance Program – Essential Services, Homeless Prevention, and Operations	\$22,978	ESG
22	Catholic Charities – Public Restrooms for Homeless Persons	\$10,000	CDBG
23	Catholic Charities – RSD Job Office – Essential Services	\$20,000	ESG
24	Catholic Charities – St. Vincent HELP, Inc. – Client Services	\$20,000	CDBG
No.	Homeless Programs	Amount	Funding Source
<b>05 - Public Services (General) (continued)</b>			
33	Family Promise – Building Communities, Strengthening Lives – Emergency Shelter for Homeless Families	\$21,555	CDBG

34	Family Promise – Building Communities, Strengthening Lives – Emergency Shelter for Homeless Families	\$15,270	ESG
38	HELP of Southern Nevada – Displaced Homemaker Program	\$10,000	CDBG
39	HELP of Southern Nevada – Emergency Resources – Essential Services	\$10,000	ESG
45	Key Foundation – Jobs for Veterans – Essential Services	\$15,000	ESG
46	Key Foundation – Jobs for Veterans – Essential Services for Homeless Persons with Veterans Preference	\$20,000	CDBG
48	Las Vegas – Clark County Urban League - Self-Sufficiency - Homeless Program	\$5,000	ESG
55	Lutheran Social Services - Emergency Food and Services Program	\$30,000	CDBG
56	Lutheran Social Services – Emergency Food and Services – Essential Services	\$12,596	ESG
65	Salvation Army – Vocational Training Services	\$25,000	CDBG
72	United Methodist Social Ministries – Weekend Emergency Assistance Program	\$13,000	ESG
75	Women’s Development Center – Transitional Housing – Essential Services, Homeless Prevention, and Operations	\$10,000	ESG
<b>05D - Youth Services</b>			
27	Center for Independent Living – Vocational and Substance Abuse Counseling for High-Risk Youth	\$44,162	CDBG
<b>05S - Rental Housing Subsidies (HOME Tenant-Based Rental Assistance)</b>			
15	City of Las Vegas Tenant-Based Rental Assistance Program – Rental Assistance to Help Prevent Homelessness	\$600,000	HOME
<b>031 – HOPWA</b>			
19	Aid for AIDS of Nevada (AFAN) – Short-term Rent, Mortgage, and Utility Assistance for Clients with HIV/AIDS to Prevent Homelessness	\$247,802	HOPWA
<b>No.</b>	<b>Homeless Programs</b>	<b>Amount</b>	<b>Funding Source</b>
<b>031 – HOPWA (continued)</b>			
40	HELP of Southern Nevada – Emergency Resources Services for Clients with HIV/AIDS to Prevent Homelessness	\$195,000	HOPWA
50	Las Vegas FACT – The Home Project –	\$50,000	HOPWA

	Short-term Rent, Mortgage, and Utility Assistance for HIV/AIDS Clients to Prevent Homelessness		
58	Nevada Association of Latin Americans (NALA) – HOPWA Services - Short-Term Rent, Mortgage, and Utility Assistance to Prevent Homelessness	\$60,000	HOPWA

## 2. Homelessness – Priorities and Specific Objectives

The City plans to address the specific objectives of the strategic plan and priority needs through several programs that help to address homelessness. Please refer to the Action Plan project worksheets for a project description, specific objective, performance measure, and outcome of each proposed program that addresses homelessness. Table 22 below shows the Homeless activities, accomplishment types, and goals that the City is proposing to complete in 2007-2008 by funding source.

**Table 22 - Homeless Activities for 2007-2008**

Homeless Activity	Accomplishment Type	Goal	Funding Source
03T - Operating Costs of Homeless/AIDS Patients Programs	01 - People	17,278	ESG
05 - Public Services (General)	01 - People	17,047	CDBG, ESG
05D - Youth Services	01 - People	108	CDBG
05S - Rental Housing Subsidies	04 - Households	75	HOME
31 - HOPWA	01 - People	1,337	HOPWA

All of the Homeless Activities included in Table 22 are High (H) Priority Needs. For more details, please refer to the Homeless Needs Table included in the 2006-2010 Consolidated Plan.

The City has completed the *Homes for Homeless Nevadans 10-Year Plan to Reduce Homelessness* in the City of Las Vegas. Please refer to the Homeless Strategic Plan section of the Consolidated Plan. The Homeless Strategic Plan outlines the City's 10-Year Plan strategies, action steps, and outcomes for reducing and ending homelessness. For more information, please refer to the City's 10-Year Plan to Reduce Homelessness which is available in print form at the Neighborhood Services Department.

The City has expanded the EVOLVE (Educational and Vocational Opportunities Leading to Valuable Experience) Program – designed to assist ex-offenders to reintegrate into the community – to include services for the homeless. The City also has allocated some of its Winter Weather Shelter funds (General Funds) to create its Emergency Housing Assistance Program – designed to provide emergency rental and utility assistance to households at-risk of becoming homeless or currently experiencing homelessness.

Potential obstacles to achieving the City's objectives, stated in the City's 10-Year Plan to Reduce Homelessness, are the increasing land and housing costs in the City. In addition, rents in the City have increased significantly. The supply of affordable rental apartment units is decreasing due to the large number of apartments converting to condominiums. According to the City's 10-Year Plan to Reduce Homelessness, another obstacle is that Clark County housing vouchers are substantially less than market rates for rental units. Another obstacle mentioned is that chronically homeless individuals with mental illness or addictions sometimes opt to live in unstructured environments and often refuse assistance. There is a greater need for treatment services for the mentally ill and substance abuse homeless subpopulations due to the increased population. The development of new shelters and expansion of current shelters for the homeless will be more difficult as housing and construction costs increase.

According to the COC, the development of the regional approach to reduce chronic homelessness is still in its initial phase. The COC is also working on completing the Regional Homeless and Housing Plan. For additional potential obstacles for the Las Vegas community, please refer to the COC plan at [http://www.co.clark.nv.us/social\\_service/homeless\\_default.htm](http://www.co.clark.nv.us/social_service/homeless_default.htm).

### **3. Chronic Homelessness**

As stated in the Homelessness section, the City has completed the *Homes for Homeless Nevadans 10-Year Plan to Reduce Homelessness* in the City of Las Vegas. Please refer to the City's 10-Year Plan to Reduce Homelessness which is available in print form at the Neighborhood Services Department.

The City will also continue to be a participant in the meetings of the SNRPC Committee on Homelessness and the regional effort to end chronic homelessness by 2012. For the regional action steps related to chronic homelessness, please refer to the COC Plan which is available online at [http://www.co.clark.nv.us/social\\_service/homeless\\_default.htm](http://www.co.clark.nv.us/social_service/homeless_default.htm). The City's action steps are stated in the Homeless Strategic Plan section of the Consolidated Plan. Over the next year, the City is planning to fund several programs that provide assistance to the chronic homeless population (See Table 21).

Barriers include the implementation of the City's 10-Year Plan to Reduce Homelessness and the final approval of the Regional Homeless and Housing Plan for the Las Vegas Community. Available resources for the Homeless are not enough to sustain the increased demand by the homeless population for the assistance, services, and shelter beds. Increased housing costs have decreased the supply of permanent affordable housing units for those households making the transition to permanent housing.

### **4. Homelessness Prevention**

Over the next year, the City is planning to fund several programs that provide assistance to individuals and families at risk of becoming homeless (See Table 18).

Homeless prevention activities include tenant-based rental assistance, short-term rent, mortgage, and utility assistance, emergency food and resources assistance, transportation assistance, and other essential services. The City's action steps are stated in the Homeless Strategic Plan section of the Consolidated Plan. Please also refer to the City's 10-Year Plan which will be available online in print form at the Neighborhood Services Department. For the regional action steps related to homelessness prevention, please refer to the COC Plan which is available online at [http://www.co.clark.nv.us/social\\_service/homeless\\_default.htm](http://www.co.clark.nv.us/social_service/homeless_default.htm).

## 5. Discharge Coordination Policy

The City of Las Vegas will continue to work with Clark County and the State of Nevada on the community-wide Discharge Coordination Policy. Please refer to the City's 10-Year Plan which is available in print form at the Neighborhood Services Department. For regional discharge coordination policy information, please refer to the COC Plan which is available online at [http://www.co.clark.nv.us/social\\_service/homeless\\_default.htm](http://www.co.clark.nv.us/social_service/homeless_default.htm).

## Emergency Shelter Grants (ESG)

(States only) Describe the process for awarding grants to State recipients, and a description of how the allocation will be made available to units of local government.

Program Year 2 Action Plan ESG response:

**Not Applicable**

## COMMUNITY DEVELOPMENT

### Community Development

\*Please also refer to the Community Development Table in the Needs.xls workbook.

1. Identify the jurisdiction's priority non-housing community development needs eligible for assistance by CDBG eligibility category specified in the Community Development Needs Table (formerly Table 2B), public facilities, public improvements, public services and economic development.
2. Identify specific long-term and short-term community development objectives (including economic development activities that create jobs), developed in accordance with the statutory goals described in section 24 CFR 91.1 and the primary objective of the CDBG program to provide decent housing and a suitable living environment and expand economic opportunities, principally for low- and moderate-income persons.

\*Note: Each specific objective developed to address a priority need, must be identified by number and contain proposed accomplishments, the time period (i.e., one, two, three, or more years), and annual program year numeric goals the jurisdiction hopes to achieve in quantitative terms, or in other measurable terms as identified and defined by the jurisdiction.

Program Year 2 Action Plan Community Development response:

## 1. Community Development Priority Needs

The City plans to fund a variety of Community Development Activities that are high priority needs. Please refer to the Community Development Needs table for the entire list of priority needs. Other high priority needs include acquisition of real property, clearance and demolition, homeownership assistance, housing rehabilitation, planning, and HOPWA. The City's priority non-housing community development needs for the Public Facilities and Improvements category are identified in Table 23 below.

**Table 23 - Public Facilities and Improvements**

<b>Community Development Activity</b>	<b>Priority Need</b>	<b>Dollars to Address</b>	<b>Funding Source</b>
03 - Public Facilities and Improvements (General)	High	\$2,655,519	CDBG
03A - Senior Centers	High	\$30,000	CDBG, Other
03B - Handicapped Centers	High	\$0	CDBG
03C - Homeless Facilities	High	\$0	CDBG
03D - Youth Centers	High	\$0	CDBG
03E - Neighborhood Facilities	Medium	\$0	Other
03F - Parks, Recreational Facilities	High	\$0	CDBG, Other
03H - Solid Waste Disposal Improvements	Low	\$0	Other
03I - Flood Drain Improvements	Low	\$0	Other
03J - Water/Sewer Improvements	Low	\$0	Other
03K - Street Improvements	Medium	\$0	Other
03L - Sidewalks	High	\$0	CDBG
03M - Child Care Centers	High	\$0	CDBG
03P - Health Facilities	High	\$300,000	CDBG
03T - Operating Costs of Homeless/AIDS Patients Programs	High	\$91,337	CDBG, ESG

The City's priority non-housing community development activities for the public facilities and improvements category are identified in Table 24 below. The project number corresponding to the key on pages 63-66, public facilities and improvement project, amount, and funding source are included in the table, according to each category.

**Table 24 - Public Facilities and Improvements Activities**

<b>Proj. No.</b>	<b>Construction / Improvement Projects</b>	<b>Amount</b>	<b>Funding Source</b>
<b>03 - Public Facilities and Improvements (General)</b>			
7	CLV Future Public Facilities and Improvements Projects	\$1,610,913	CDBG
<b>03A – Senior Centers</b>			
69	Temple Beth Am – Restroom Construction	\$30,000	CDBG
<b>03P - Health Facilities</b>			
59	Nevada Health Centers – Health and Dental Clinic	\$300,000	CDBG

The City's priority non-housing community development needs for the Public Services category are identified in Table 25 below.

**Table 25 - Public Services**

<b>Community Development Activity</b>	<b>Priority Need</b>	<b>Dollars to Address</b>	<b>Funding Source</b>
05 - Public Services (General)	High	\$326,902	CDBG, ESG
05A - Senior Services	High	\$30,281	CDBG
05B – Services for the Disabled	High	\$35,000	CDBG
05D - Youth Services	High	\$166,582	CDBG
05E - Transportation Services	Medium	\$0	Other
05F - Substance Abuse Services	High	\$10,000	CDBG
05G - Battered and Abused Spouses	High	\$0	CDBG
05H - Employment Training	High	\$35,000	CDBG
05I - Crime Awareness	Medium	\$0	Other
05L - Child Care Services	High	\$128,189	CDBG
05M - Health Services	High	\$0	CDBG
05N - Abused and Neglected Children	High	\$0	CDBG
05O - Mental Health Services	High	\$10,000	CDBG
05Q - Subsistence Payments	High	\$0	CDBG, ESG

The City's priority non-housing community development activities for the public services category are identified in Table 26 below. The project number corresponding to the key on pages 63-66, public services program, amount, and the funding source are included in the table, according to each category.

**Table 26 – Public Services Activities**

<b>Proj. No.</b>	<b>Public Services Programs</b>	<b>Amount</b>	<b>Funding Source</b>
<b>Childcare Programs</b>			
10	CLV Safekey Before and After School Programs	\$60,000	CDBG
57	Nevada Association of Latin Americans (NALA) – Childcare / Preschool	\$38,189	CDBG
60	Positively Kids – Home Health and Respite Care Services for Medically Dependent Children	\$36,254	CDBG
68	Sunrise Children’s Foundation – Home Instruction for Parents of Preschool Youngsters (HIPPY) Program	\$45,000	CDBG
73	Variety Day Home – Affordable Childcare	\$45,000	CDBG
<b>Life Skills Programs</b>			
20	Blind Center of Nevada – Back to Work	\$15,000	CDBG
24	Catholic Charities – St. Vincent HELP Apartments	\$20,000	CDBG
30	Community Counseling Center – Life Skills for Recovering Substance Abusers	\$10,000	CDBG
32	Consumer Credit Counseling Service of Southern Nevada – Earn It! Keep It! Save It!	\$10,000	CDBG
33	Family Promise – Building Communities, Strengthening Lives	\$21,555	CDBG
38	HELP of Southern Nevada – Displaced Homemaker Program	\$10,000	CDBG
45	Key Foundation - Jobs for Veterans - Essential Services	\$20,000	CDBG
65	Salvation Army – Vocational Training Services	\$25,000	CDBG
71	Transition Services – The Studio	\$10,000	CDBG
<b>Social Services Programs</b>			
22	Catholic Charities – Public Restrooms for Homeless Persons	\$10,000	CDBG
27	Center for Independent Living – Vocational/Substance Abuse Counseling for High-Risk Youth	\$44,162	CDBG
31	Community Counseling Center – Substance Abuse Treatment	\$10,000	CDBG
36	Give Me a Break – Community Respite Program	\$10,000	CDBG
42	Helping Hands of Vegas Valley – Senior Transportation	\$10,000	CDBG

<b>Proj. No.</b>	<b>Public Services Programs</b>	<b>Amount</b>	<b>Funding Source</b>
<b>Social Services Programs (continued)</b>			
44	Jude 22 – Senior Nutrition Center	\$20,281	CDBG
53	Latin Chamber of Commerce – Arturo Cambiero Senior Center	\$10,000	CDBG
55	Lutheran Social Services – Emergency Food Program	\$30,000	CDBG
61	Rebuilding Together with Christmas in April – Event Day	\$10,000	CDBG
<b>Youth Programs</b>			
17	Academic and Athletic Connections/ LV Stars – Academic and Athletic Connection	\$10,000	CDBG
28	Clark County Bar Association – Trial By Peers	\$12,500	CDBG
16	CLV Youth Programs	\$98,666	CDBG
35	Girl Scouts of Frontier Council – Achieving the Skills for Life	\$10,000	CDBG
49	Las Vegas Art Museum – School Tour Program	\$10,000	CDBG
51	Las Vegas Heat Track Club – Youth Track Club	\$10,000	CDBG
52	Las Vegas Natural History Museum – Explore! Program	\$12,818	CDBG
54	Lied Discovery Children’s Museum – Youthworks Program	\$10,848	CDBG
66	Southern Nevada Public Television Friends of Channel 10 – Literacy Outreach in Las Vegas	\$12,500	CDBG
67	Spread the Word Nevada Kids to Kids – Youth and Family Literacy Program	\$10,000	CDBG

## **2. Community Development Objectives**

The City will address the specific objectives of the strategic plan and priority needs through several community development programs and projects. Please refer to the Action Plan project worksheets for a project description, funding amount, funding source, specific objective, performance measure, and outcome of each proposed community development program or project. Please also refer to Table 18 for a list of the Housing Projects for 2007-2008. Table 27 below shows the community development activities, accomplishment types and goals that the City is proposing to complete in 2007-2008 by funding source.

**Table 27 - Community Development Activities for 2007-2008**

<b>Community Development Activity</b>	<b>Accomplishment Type</b>	<b>Goal</b>	<b>Funding Source</b>
03 - Public Facilities and Improvements (General)	11 - Public Facilities	3	CDBG
03A - Senior Centers	11 - Public Facilities	1	CDBG, Other
03B - Handicapped Centers	11 - Public Facilities	0	CDBG
03C - Homeless Facilities	11 - Public Facilities	0	CDBG
03D - Youth Centers	11 - Public Facilities	0	CDBG
03E - Neighborhood Facilities	11 - Public Facilities	0	Other
03F - Parks, Recreational Facilities	11 - Public Facilities	0	CDBG, Other
03K - Street Improvements	11 - Public Facilities	0	Other
03L - Sidewalks	11 - Public Facilities	0	Other
03M - Child Care Centers	11 - Public Facilities	0	Other
03P - Health Facilities	11 - Public Facilities	1	Other
03T - Operating Costs of Homeless/AIDS Patients Programs	01 - People	17,278	CDBG, ESG
04 - Clearance and Demolition	10 - Housing Units	1	CDBG
05 - Public Services (General)	01 - People	17,047	CDBG, ESG
05A - Senior Services	01 - People	2,053	CDBG
05B - Services for the Disabled	01 - People	35	CDBG
05D - Youth Services	01 - People	11,207	CDBG
05E - Transportation Services	01 - People	0	Other
05F - Substance Abuse Services	01 - People	92	CDBG
05G - Battered and Abused Spouses	01 - People	0	CDBG
05H - Employment Training	01 - People	569	CDBG
05I - Crime Awareness	01 - People	0	Other
05L - Child Care Services	01 - People	77	CDBG
05M - Health Services	01 - People	0	CDBG
05N - Abused and Neglected Children	01 - People	0	CDBG
05O - Mental Health Services	01 - People	142	CDBG
05Q - Subsistence Payments	01 - People	0	CDBG, ESG

**Antipoverty Strategy**

1. Describe the actions that will take place during the next year to reduce the number of poverty level families.

Program Year 2 Action Plan Antipoverty Strategy response:

## **1. Antipoverty Strategy**

The City plans to fund several programs and projects with CDBG, ESG, HOME and HOPWA funds that will benefit poverty level families in the City of Las Vegas. The Housing Authority of the City of Las Vegas (HACLV) plans to fund programs that provide housing assistance to poverty level families within the City of Las Vegas. The City plans to continue to partner with local non-profit organizations, community colleges, University of Nevada-Las Vegas (UNLV), local jurisdictions, Clark County, State of Nevada, and the private sector on programs and projects that create new jobs, provide job training, job placement, workforce development, and educational opportunities.

The City plans to fund the following programs and projects that provide assistance to and benefit poverty level families:

- City of Las Vegas Tenant-Based Rental Assistance (TBRA) Program
- City of Las Vegas Single-Family Rehabilitation Program
- AFAN – Housing Assistance and Supportive Services for Clients with HIV/AIDS and their Families
- Blind Center of Nevada – Back to Work Program
- Caminar – HIV/AIDS Housing Assistance Program
- Catholic Charities – Job Training, Housing Assistance, Transportation Assistance, Childcare Assistance, Emergency Resources
- Center for Independent Living – Teen Housing, Vocational Counseling for Youth
- Community Counseling Center – HIV Supportive Services, Substance Abuse Services and Life Skills
- Consumer Credit Counseling Service of Southern Nevada – Earn It! Keep It! Save It!
- Helping Hands of Vegas Valley – Senior Transportation
- HELP of Southern Nevada – Displaced Homemaker Program, Emergency Resources Services, and Transportation Assistance
- James Seastrand – Minor Home Repairs Program
- Jude 22 – Senior Nutrition Center
- Key Foundation – Jobs for Veterans Program
- Las Vegas - Clark County Urban League – Self Sufficiency Program for Homeless and Senior Home Repairs
- Las Vegas F.A.C.T. – HIV/AIDS Housing Assistance and Services
- Lied Discovery Children’s Museum – Youthworks Job Training Program
- Lutheran Social Services – Emergency Food and Services
- Nevada Association of Latin Americans (NALA) – Affordable Childcare and Housing Assistance and Services for HIV/AIDS Clients/Families
- Nevada Health Centers – Health and Dental Clinic
- Positively Kids – Home Health and Respite Care Services for Medically Dependent Children

- Rebuilding Together with Christmas in April – Housing Rehabilitation
- SAFE House – Emergency Shelter
- Salvation Army – Housing Assistance and Vocational Training Services
- So. Nev. Public Television Friends of Channel 10 – Family Literacy Program
- Spread the Word Nevada Kids to Kids – Youth and Family Literacy Program
- Sunrise Children’s Foundation – Preschool and Family Education Program
- Temple Beth Am – Restroom Construction
- The Shade Tree – Emergency Shelter and Services
- United Methodist Social Ministries – Emergency Assistance Program
- Variety Day Home – Affordable Childcare
- Women’s Development Center – Transitional Housing Program

**NON-HOMELESS SPECIAL NEEDS HOUSING**

**Non-homeless Special Needs (91.220 (c) and (e))**

\*Please also refer to the Non-homeless Special Needs Table in the Needs.xls workbook.

1. Describe the priorities and specific objectives the jurisdiction hopes to achieve for the period covered by the Action Plan.
2. Describe how Federal, State, and local public and private sector resources that are reasonably expected to be available will be used to address identified needs for the period covered by this Action Plan.

Program Year 2 Action Plan Specific Objectives response:

**1. Non-Homeless Special Needs Priorities and Objectives**

Programs and projects that will benefit the non-homeless special needs populations are all high priority needs. Table 28 below lists the housing and supportive services priority needs for each special needs category.

**Table 28 - Special Needs Housing and Supportive Services Priority Needs**

<b>Special Needs Category</b>	<b>Housing</b>	<b>Supportive Services</b>
Elderly and Frail Elderly	High	High
Persons with Severe Mental Illness	High	High
Developmentally Disabled	High	High
Physically Disabled	High	High
Alcohol/Other Drug Addicted	High	High
Persons with HIV/AIDS and their Families	High	High

Please refer to the Action Plan project worksheets for a project description, specific objective, performance measure, and outcome of each proposed special needs program or project. Please also refer to the Non-Homeless Special Needs Housing

Table. Table 29 below lists the housing and supportive services objectives for 2007-2008 for each special needs category.

**Table 29 - Special Needs Housing and Supportive Services Objectives**

<b>Special Needs Category</b>	<b>Housing</b>	<b>Supportive Services</b>
Elderly and Frail Elderly	75	2,169
Persons with Severe Mental Illness	0	151
Developmentally Disabled	10	24
Physically Disabled	10	35
Alcohol/Other Drug Addicted	20	342
Persons with HIV/AIDS and their Families	720	1,221

The following is a breakdown of the 2007-2008 special needs housing and supportive services projects:

**Housing**

**Elderly and Frail Elderly**

- James Seastrand – Minor Home Repairs Program
- Las Vegas - Clark County Urban League – Senior Home Repairs
- Rebuilding Together with Christmas in April – Housing Rehabilitation

**Developmentally Disabled/Physically Disabled**

- Rebuilding Together with Christmas in April – Housing Rehabilitation

**Alcohol/Other Drug Addicted**

- Center for Independent Living – Teen Housing

**Persons with HIV/AIDS and their Families**

- For project details please refer to the HOPWA section.

**Public Housing Residents**

- For project details please refer to the Public Housing Needs section.

**Supportive Services**

**Elderly and Frail Elderly**

- Helping Hands of Vegas Valley - Senior Transportation
- Jude 22 - Senior Nutrition Center
- Latin Chamber of Commerce – Arturo Cambiero Senior Center

**Persons with Severe Mental Illness**

- Community Counseling Center - Substance Abuse Services
- Give Me a Break – Community Respite Program

### **Developmentally Disabled**

- Give Me a Break – Community Respite Program
- Transition Services – The Studio

### **Physically Disabled**

- Blind Center of Nevada – Back to Work Program
- Give Me a Break – Community Respite Program
- Positively Kids – Home Care Services for Medically Dependent Children
- Transition Services – The Studio

### **Alcohol/Other Drug Addicted**

- Center for Independent Living – Substance Abuse Counseling for Youth
- Community Counseling Center – Substance Abuse Services
- Community Counseling Center – Life Skills for Recovering Substance Abusers

### **Persons with HIV/AIDS and their Families**

- For project details please refer to the HOPWA section.

### **Public Housing Residents**

- For project details please refer to the Public Housing Needs section.

## **2. Non-Homeless Special Needs Resources**

The City's housing and community development activities and resources for non-homeless special needs populations are included in the housing, homeless, and community development sections. Please refer to the Action Plan project worksheets for a project description, performance measure, outcome, budget, and funding source for each proposed special needs program or project.

## **Housing Opportunities for People with AIDS**

\*Please also refer to the HOPWA Table in the Needs.xls workbook.

1. Provide a Brief description of the organization, the area of service, the name of the program contacts, and a broad overview of the range/ type of housing activities to be done during the next year.
2. Report on the actions taken during the year that addressed the special needs of persons who are not homeless but require supportive housing, and assistance for persons who are homeless.
3. Evaluate the progress in meeting its specific objective of providing affordable housing, including a comparison of actual outputs and outcomes to proposed goals and progress made on the other planned actions indicated in the strategic and action plans. The evaluation can address any related program adjustments or future plans.
4. Report on the accomplishments under the annual HOPWA output goals for the number of households assisted during the year in: (1) short-term rent, mortgage

and utility payments to avoid homelessness; (2) rental assistance programs; and (3) in housing facilities, such as community residences and SRO dwellings, where funds are used to develop and/or operate these facilities. Include any assessment of client outcomes for achieving housing stability, reduced risks of homelessness and improved access to care.

5. Report on the use of committed leveraging from other public and private resources that helped to address needs identified in the plan.
6. Provide an analysis of the extent to which HOPWA funds were distributed among different categories of housing needs consistent with the geographic distribution plans identified in its approved Consolidated Plan.
7. Describe any barriers (including non-regulatory) encountered, actions in response to barriers, and recommendations for program improvement.
8. Please describe the expected trends facing the community in meeting the needs of persons living with HIV/AIDS and provide additional information regarding the administration of services to people with HIV/AIDS.
9. Please note any evaluations, studies or other assessments that will be conducted on the local HOPWA program during the next year.

Program Year 2 Action Plan HOPWA response:

## **1. Las Vegas HOPWA Project Sponsors**

### **Aid for AIDS of Nevada (AFAN)**

Organization Description: AFAN has been in operation since 1984. AFAN's mission is to provide support and advocacy for persons and families living with HIV/AIDS in an environment of understanding, compassion, and acceptance.

Activities: HOPWA funds are utilized primarily to prevent homelessness amongst HIV positive, disabled persons who are pending Social Security Disability (SSD). One-time emergency rental assistance provides those with financial hardship in order to avoid eviction and prevent homelessness. Housing Placement Coordinator provides housing placement, resource identification and information.

Area of Service: Clark County EMSA

Program Contact: Caroline Ciocca, Executive Director

### **Caminar**

Organization Description: Caminar has been serving the Las Vegas community since 1979. Caminar is dedicated to promoting, supporting and strengthening housing opportunities for individuals' infected/affected by HIV/AIDS and other physical disabilities.

Activities: Property/case management program through HOPWA funded units by assisting HIV/AIDS clients with very low income and their families. Satellite Assisted Independent Living Program – Housing operations, travel to and from medical appointments, and case management.

Area of Service: Clark County EMSA

Program Contact: Kathi Thomas-Gibson, Executive Director

### **Community Counseling Center**

Organization Description: Community Counseling Center has been in existence since 1990. Community Counseling Center is providing services to local residents in the areas of substance abuse, mental health intervention, family therapy, HIV/AIDS, Hepatitis C, and transitional housing.

Activities: Provide supportive services including mental health services, case management, and counseling to qualified persons with HIV/AIDS and their families.

Area of Service: Clark County EMSA

Program Contact: Ron Lawrence, Executive Director

### **Golden Rainbow**

Organization Description: Golden Rainbow is a grass roots organization that was founded in 1987 by members of the entertainment industry who saw the need to provide housing for people with HIV/AIDS. Golden Rainbow provides housing and direct financial assistance to men, women and children living with HIV/AIDS in Southern Nevada.

Activities: Provide emergency assistance for rent, essential utilities and supportive services to qualified persons with HIV/AIDS and their families.

Area of Service: Clark County EMSA

Program Contact: Eric Fleming, Executive Director

### **HELP of Southern Nevada**

Organization Description: HELP of Southern Nevada was founded in 1970. HELP of Southern Nevada's mission is to serve with care and assist families and individuals throughout Southern Nevada to overcome barriers and attain self-sufficiency through direct services, training, and referral to community resources.

Activities: Provide food vouchers through HOPWA funding, as well as bus tokens, personal hygiene items and housing information funded through other grants. Maintain an affordable housing database and website for HIV/AIDS clients and the agencies that serve them.

Area of Service: Clark County EMSA

Program Contact: Terrie Stanfill, Executive Director

### **Las Vegas Fighting AIDS in Our Community Today (FACT)**

Organization Description: Las Vegas FACT was founded in 1998. The mission of Las Vegas FACT is to increase awareness of HIV/AIDS in communities of color through outreach, education, and referral. This mission is accomplished by facilitating access to services and care, establishing rapport with the community, building alliances with similar community based organizations, and empowering individuals to make informed positive lifestyle choices.

Activities: Provides housing information, resource identification, short-term rental, mortgage, and utility assistance, and supportive services for clients affected by HIV/AIDS and their families. HIV/AIDS Outreach and Education Program for at risk youth.

Area of Service: Clark County EMSA

Program Contact: Lionel Starkes, Executive Director

**Nevada Association of Latin Americans (NALA)**

Organization Description: NALA was founded in 1969. NALA’s mission is to improve opportunity and quality of life for people of all ages, by providing individuals and families of low to moderate incomes outstanding educational and social services in a climate of caring and mutual respect.

Activities: Provides short-term rental, mortgage, and utility assistance and supportive services, primarily in the Hispanic community, for persons with HIV/AIDS and their families.

Area of Service: Clark County EMSA

Program Contact: Terrie De La Torre, Executive Director

**Women’s Development Center**

Organization Description: Women’s Development Center (WDC) was founded in 1987. WDC is committed to providing opportunities to economically disadvantaged families to secure transitional, permanent rental housing and home ownership. WDC also provides supportive services to families to attain long-term self-sufficiency and combat “the cycle of poverty”.

Activities: Provides housing operations, project-based rental assistance and supportive services for HIV/AIDS clients and their families.

Area of Service: Clark County EMSA

Program Contact: Candace Ruisi, Executive Director

**2. Report on Actions Taken to Address Special Needs**

Please refer to the most recent CAPER for the City of Las Vegas.

**3. Evaluation of Affordable Housing Progress**

Please refer to the most recent CAPER for the City of Las Vegas.

**4. Report on HOPWA Accomplishments**

Please refer to the most recent CAPER for the City of Las Vegas.

**5. Public and Private Resources Leveraged**

Las Vegas HOPWA project sponsors have funding resources for their HOPWA projects from a range of funding sources. Table 30 below lists the amount of public and private resources leveraged for each HOPWA project.

**Table 30 - Resources Leveraged by HOPWA Projects**

<b>Project No.</b>	<b>Organization / Project</b>	<b>Amount Leveraged</b>
18	Aid for AIDS of Nevada (AFAN) – Housing Placement Coordinator	\$751,289
19	AFAN – Short-term Rent, Mortgage, and Utility Assistance and Supportive Services	\$751,289
21	Caminar – Property Case Management	\$80,656

<b>Project No.</b>	<b>Organization / Project (continued)</b>	<b>Amount Leveraged</b>
29	Community Counseling Center – HIV Supportive Services	\$139,010
37	Golden Rainbow – Living with AIDS Program	\$190,543
40	HELP of Southern Nevada – Emergency Resources Services	\$903,399
41	HELP of Southern Nevada – Housing Database	\$359,442
50	Las Vegas Fighting AIDS in our Community Today (FACT) – The Home Project	\$110,560
58	NALA - Housing and Supportive Services	\$55,000
74	Women’s Development Center – HOPWA Housing and Services	\$23,912

## 6. Geographic Distribution of Funds

Please refer to the HOPWA project worksheets for locations of project sponsor offices. Project sponsor offices and housing units are located throughout the Las Vegas Metropolitan Area. Project sponsors provide assistance to clients that live within the Clark County EMSA, including City of Las Vegas, Clark County, City of North Las Vegas, and City of Henderson. HOPWA housing activities include project sponsor owned housing units for operations and maintenance, project-based and tenant-based rental assistance, short-term rent, mortgage, and utility assistance, and housing information and placement services.

## 7. Barriers Encountered and Actions in Response

Barriers Encountered include:

- Expensive land to build affordable housing for persons with HIV/AIDS and their families
- Lack of availability of properties that can be rehabilitated near hospital and medical facilities for affordable housing for persons with HIV/AIDS and their families
- Lack of housing development experience among HOPWA service providers
- Limited amount of available resources to provide housing assistance and supportive services to persons with HIV/AIDS and their families
- Lack of community support and NIMBYism (Not In My Backyard) towards special needs housing

For more information on barriers encountered by persons with HIV/AIDS, please refer to the Las Vegas EMA Ryan White Title I Planning Council Comprehensive Care Plan, which is available in print form at the Ryan White Title I Planning Council Office, 101 Convention Center Drive, Suite 1125, Las Vegas, NV 89109, or call (702) 933-9603.

Actions in Response to Barriers / Recommendations for Program Improvement include:

- Provide technical assistance as needed to HOPWA service providers
- HOPWA service providers are now meeting on a regular basis to avoid duplication of services and to track their clients
- Fund non-profit housing developers that form partnerships with HOPWA service providers that acquire, build or rehabilitate affordable housing for persons with HIV/AIDS and their families
- Draft a Request for Proposals for HOPWA acquisition/construction/rehabilitation projects open to HOPWA service providers and non-profit housing developers
- Seek additional funding resources for affordable housing projects and supportive services
- HOPWA project sponsors are increasing the number of special fundraising events and are getting the private sector involved to help fund their programs and projects
- Fund HIV/AIDS educational workshops and outreach programs to promote community support

For more information on the City's actions in response to barriers and recommendations, please refer to the most recent CAPER for the City of Las Vegas.

## **8. Community Trends**

According to the Clark County Health District (CCHD), there were 2,993 individuals with HIV and 4,358 individuals with AIDS in Clark County as of December 2005. Numbers are inclusive of both dead and living individuals. The number of new diagnoses of HIV was 306 individuals in 2005. According to the CCHD, black, non-hispanics represent one of the disproportionate populations of new HIV cases with the highest rates (43.7 per 100,000) and percentages (Males 19%, Females 38%) considering they represent only 9.1% of the population. White individuals have the largest percentage of new HIV cases with 48 percent (%), followed by Hispanic individuals at 25 percent (%), and Black individuals at 22 percent (%).

According to HOPWA project sponsors, the number of new clients with HIV/AIDS and their families seeking assistance is increasing every month. HOPWA project sponsors are seeking additional HOPWA and other funding sources to meet this increasing demand of the HIV/AIDS population in Clark County.

For additional community trends information, please refer to the 2006-2010 City of Las Vegas Consolidated Plan and the Las Vegas EMA Ryan White Title I Planning Council Comprehensive Care Plan which is available in print form at the Ryan White Title I Planning Council Office, 101 Convention Center Drive, Suite 1125, Las Vegas, NV 89109, or call (702) 933-9603.

## **9. Evaluations, Studies, and Assessments**

The City will continue to monitor all HOPWA project sponsors for program

compliance and study performance measures, outputs, and outcomes. No additional evaluations, studies, and/or assessments of the HOPWA program are planned for the next program year.

**Specific HOPWA Objectives**

Describe how Federal, State, and local public and private sector resources that are reasonably expected to be available will be used to address identified needs for the period covered by the Action Plan.

Program Year 2 Specific HOPWA Objectives response:

**1. Specific HOPWA Objectives**

Table 31 below indicates the specific HOPWA objectives for each HOPWA activity. Information is included on the accomplishment type, goal, and funding sources for each HOPWA activity for 2007-2008. Please refer to the Action Plan project worksheets for a project description, funding amount, funding source, specific objective, performance measure, and outcome of each proposed HOPWA project.

**Table 31 – Specific HOPWA Objectives for 2007-2008**

<b>HOPWA Activity</b>	<b>Accomplishment Type</b>	<b>Goal</b>	<b>Funding Source</b>
31K - Facility-Based Housing - Operations	10 - Housing Units	44	HOPWA, Other
31G - Short-Term Rent, Mortgage, and Utility Payments	01 - People	673	HOPWA, Other
31E - Supportive Services	01 - People	1,221	HOPWA, Other
31I - Housing Information Services	01 - People	3,882	HOPWA, Other

The City plans to allocate HOPWA funds to several projects that provide housing assistance and supportive services to persons with HIV/AIDS and their families. Please refer to the Action Plan project worksheets for a project description, funding amount, funding source, specific objective, performance measure, and outcome of each proposed HOPWA project. Table 32 below lists the 2007-2008 HOPWA activities.

**Table 32 - HOPWA Activities**

<b>Project No.</b>	<b>Organization / Project</b>	<b>Allocation Amount</b>
18	Aid for AIDS of Nevada (AFAN) – Housing Placement Coordinator	\$80,000
19	AFAN – Short-term Rent, Mortgage, and Utility Assistance and Supportive Services	\$247,802
21	Caminar – Property Case Management	\$50,000
29	Community Counseling Center – HIV Supportive Services	\$50,000

<b>Project No.</b>	<b>Organization / Project (continued)</b>	<b>Allocation Amount</b>
37	Golden Rainbow – Living with AIDS Program	\$34,000
40	HELP of Southern Nevada – Emergency Resources Services	\$195,000
41	HELP of Southern Nevada – Housing Database	\$25,000
50	Las Vegas Fighting AIDS in our Community Today (FACT) – The Home Project	\$50,000
58	NALA - Housing and Supportive Services	\$60,000
74	Women’s Development Center – HOPWA Housing and Services	\$63,738

### Other Narrative

Include any Action Plan information that was not covered by a narrative in any other section.

### City of Las Vegas Project Worksheets Key for Attachment 6

<b>Project No.</b>	<b>Organization / Project</b>	<b>Allocation Amount</b>	<b>Funding Source</b>
1	City of Las Vegas (CLV) Administration and Fair Housing - CDBG	\$1,050,323	CDBG
2	CLV Administration - ESG	\$11,325	ESG
3	CLV Administration - HOME	\$228,127	HOME
4	CLV Administration - HOPWA	\$26,910	HOPWA
5	CLV East Las Vegas Community Center Bond Payment	\$1,044,606	CDBG
6	CLV Future HOPWA Projects	\$14,550	HOPWA
7	CLV Future Public Facilities and Improvements Projects	\$1,610,913	CDBG
8	CLV Future Rental Housing Construction Projects	\$853,148	HOME
9	CLV Homebuyers Assistance Program	\$47,024	ADDI
10	CLV Safekey Before and After School Programs	\$60,000	CDBG
11	CLV Single-Family Rehabilitation and Implementation Program	\$200,000	CDBG
12	CLV Single-Family Rehabilitation and Implementation Program	\$600,000	HOME
13	CLV Tenant-Based Rental Assistance Program	\$70,000	CDBG
14	CLV Tenant-Based Rental Assistance Program	\$22,978	ESG
15	CLV Tenant-Based Rental Assistance Program	\$600,000	HOME
16	CLV Youth Programs	\$98,666	CDBG

<b>Project No.</b>	<b>Organization / Project</b>	<b>Allocation Amount</b>	<b>Funding Source</b>
17	Academic and Athletic Connections/ LV Stars – Academic and Athletic Connection	\$10,000	CDBG
18	Aid for AIDS of Nevada (AFAN) – Housing Placement Coordinator	\$80,000	HOPWA
19	AFAN – Short-term Rent, Mortgage, and Utility Assistance and Supportive Services	\$247,802	HOPWA
20	Blind Center of Nevada – Back to Work	\$15,000	CDBG
21	Caminar – Property Case Management	\$50,000	HOPWA
22	Catholic Charities – Public Restrooms for Homeless Persons	\$10,000	CDBG
23	Catholic Charities – RSD Job Office	\$20,000	ESG
24	Catholic Charities – St. Vincent HELP, Inc.	\$20,000	CDBG
25	Catholic Charities – St. Vincent Lied Dining Facility	\$20,000	ESG
26	Center for Independent Living – Teen Housing	\$10,000	ESG
27	Center for Independent Living – Vocational and Substance Abuse Counseling for High-Risk Youth	\$44,162	CDBG
28	Clark County Bar Association – Trial By Peers	\$12,500	CDBG
29	Community Counseling Center – HIV Supportive Services	\$50,000	HOPWA
30	Community Counseling Center – Life Skills for Recovering Substance Abusers	\$10,000	CDBG
31	Community Counseling Center – Substance Abuse Treatment	\$10,000	CDBG
32	Consumer Credit Counseling Service of Southern Nevada – Earn It! Keep It! Save It!	\$10,000	CDBG
33	Family Promise – Building Communities, Strengthening Lives – Emergency Shelter	\$21,555	CDBG
34	Family Promise – Building Communities, Strengthening Lives – Emergency Shelter	\$15,270	ESG
35	Girl Scouts of Frontier Council – Achieving the Skills for Life	\$10,000	CDBG
36	Give Me a Break – Community Respite Program	\$10,000	CDBG
37	Golden Rainbow – Living with AIDS Program	\$34,000	HOPWA
38	HELP of Southern Nevada – Displaced Homemaker Program	\$10,000	CDBG
39	HELP of Southern Nevada – Emergency Resources	\$10,000	ESG
40	HELP of Southern Nevada – Emergency Resources Services	\$195,000	HOPWA
41	HELP of Southern Nevada – Housing Database	\$25,000	HOPWA
42	Helping Hands of Vegas Valley – Senior Transportation	\$10,000	CDBG

<b>Project No.</b>	<b>Organization / Project</b>	<b>Allocation Amount</b>	<b>Funding Source</b>
43	James Seastrand – Minor Home Repairs	\$8,000	CDBG
44	Jude 22 – Senior Nutrition Center	\$20,281	CDBG
45	Key Foundation – Jobs for Veterans	\$20,000	CDBG
46	Key Foundation - Jobs for Veterans - Essential Services	\$15,000	ESG
47	Las Vegas – Clark County Urban League – Senior Home Repairs	\$95,000	CDBG
48	Las Vegas – Clark County Urban League - Self-Sufficiency - Homeless Program	\$5,000	ESG
49	Las Vegas Art Museum – School Tour Program	\$10,000	CDBG
50	Las Vegas Fighting AIDS in our Community Today (FACT) – The Home Project	\$50,000	HOPWA
51	Las Vegas Heat Track Club – Youth Track Club	\$10,000	CDBG
52	Las Vegas Natural History Museum – Explore! Program	\$12,818	CDBG
53	Latin Chamber of Commerce – Arturo Cambiero Senior Center	\$10,000	CDBG
54	Lied Discovery Children’s Museum – Youthworks Program	\$10,848	CDBG
55	Lutheran Social Services - Emergency Food and Services	\$30,000	CDBG
56	Lutheran Social Services – Emergency Food and Services	\$12,596	ESG
57	Nevada Association of Latin Americans (NALA) – Childcare / Preschool	\$38,189	CDBG
58	NALA - Housing and Supportive Services	\$60,000	HOPWA
59	Nevada Health Centers – Health and Dental Clinic	\$300,000	CDBG
60	Positively Kids – Home Health and Respite Care Services for Medically Dependent Children	\$36,254	CDBG
61	Rebuilding Together with Christmas in April – Event Day	\$10,000	CDBG
62	Rebuilding Together with Christmas in April – Housing Rehabilitation	\$125,000	CDBG
63	SAFE House – Emergency Shelter	\$10,000	ESG
64	Salvation Army – Homeless Services	\$21,337	ESG
65	Salvation Army – Vocational Training Services	\$25,000	CDBG
66	Southern Nevada Public Television Friends of Channel 10 – Literacy Outreach in Las Vegas	\$12,500	CDBG
67	Spread the Word Nevada Kids to Kids – Youth and Family Literacy Program	\$10,000	CDBG
68	Sunrise Children’s Foundation – Home Instruction for Parents of Preschool Youngsters (HIPPY) Program	\$45,000	CDBG

<b>Project No.</b>	<b>Organization / Project</b>	<b>Allocation Amount</b>	<b>Funding Source</b>
69	Temple Beth Am – Restroom Construction	\$30,000	CDBG
70	The Shade Tree – Emergency Shelter	\$30,000	ESG
71	Transition Services – The Studio	\$10,000	CDBG
72	United Methodist Social Ministries – Weekend Emergency Assistance Program	\$13,000	ESG
73	Variety Day Home – Affordable Childcare	\$45,000	CDBG
74	Women’s Development Center – HOPWA Housing and Services	\$63,738	HOPWA
75	Women’s Development Center – Transitional Housing	\$10,000	ESG

**Attachment 1 - Neighborhood Survey of Community Needs**

Please Let Us Know About Your Needs for Services and Improvements In Your Neighborhood. The city uses a variety of limited funding sources to improve and maintain our community. Therefore, we are asking you to share with us those community needs most important to you by completing the following survey.

- Senior (55 plus)       Adult (18 - 54)       Youth (15 – 17)       Disabled

Address: \_\_\_\_\_ Zip Code \_\_\_\_\_  
 (This information is very important. It allows us to identify where the needs are.)

Please rank the needs in your neighborhood. Check “H” for High Priority, “M” for Medium Priority, “L” for Low Priority, “N” for Not a Priority.

SERVICES/PROGRAMS	H	M	L	N
Adult Daycare				
Affordable Childcare				
Affordable Rental Housing				
English as Second Language (ESL)				
Home Repair/Weatherization				
Homeless Services				
Job Training				
Life Skills (parenting, budgeting)				
Rent and Utility Payment Assistance				
Services for Disabled (independent living, job training, etc.)				
Senior Services (transportation, nutrition, etc.)				
Substance Abuse Programs				
Youth Activities				
HOUSING RELATED SERVICES				
Affordable Housing for Larger Families (more than 4 bedrooms)				
Affordable Ownership Housing				
Assisted Living Facilities				
Credit Counseling				
Homeownership Down Payment Assistance				
NEIGHBORHOOD IMPROVEMENTS				
Anti-Gang Programs				
Code Enforcement Activities and Education				
Crime Prevention and Education Programs				
Graffiti Removal				
Neighborhood Beautification (common areas ex. trees, planters, entrance ways, street medians)				
Neighborhood Classes (traffic control, planning & development)				
Neighborhood Cleanups				
Sidewalks				
Street Lights				

For information concerning available services, please call the Social Services Hotline at “211”.

**Attachment 2A - Consolidated Plan Table 28 (Updated): The Tipping Point - Homeownership Affordability**

<b>Clark County Area Median Income (AMI) = \$58,200*</b>								
<b>Percent of MFI</b>	<b>Annual Income</b>	<b>Monthly Income</b>	<b>Hourly Wage</b>	<b>Maximum Affordable Monthly Mortgage Payment**</b>	<b>Maximum Total Mortgage</b>	<b>Maximum Affordable Sales Price</b>	<b>Can Afford Median Metro Las Vegas Existing Home of \$285,000?</b>	<b>Can Afford Median Metro Las Vegas New Home of \$330,094?</b>
10%	5,820	485	2.80	146	17,672	<b>19,500</b>	No	No
20%	11,640	970	5.60	291	35,532	<b>38,800</b>	No	No
30%	17,460	1,455	8.39	437	53,204	<b>58,400</b>	No	No
<b>HUD 30%</b>	<b>17,750</b>	<b>1,479</b>	<b>8.53</b>	<b>444</b>	<b>55,742</b>	<b>59,300</b>	No	No
40%	23,280	1,940	11.19	582	71,064	<b>77,700</b>	No	No
50%	29,100	2,425	13.99	728	88,736	<b>97,200</b>	No	No
<b>HUD 50%</b>	<b>29,550</b>	<b>2,463</b>	<b>14.21</b>	<b>739</b>	<b>92,778</b>	<b>98,700</b>	No	No
60%	34,920	2,910	16.79	873	106,408	<b>116,500</b>	No	No
70%	40,740	3,395	19.59	1,019	124,268	<b>136,000</b>	No	No
80%	46,560	3,880	22.38	1,164	141,940	<b>155,400</b>	No	No
<b>HUD 80%</b>	<b>47,300</b>	<b>3,942</b>	<b>22.74</b>	<b>1,183</b>	<b>148,520</b>	<b>158,000</b>	No	No
90%	52,380	4,365	25.18	1,310	159,706	<b>174,900</b>	No	No
<b>100%</b>	<b>58,200</b>	<b>4,850</b>	<b>27.98</b>	<b>1,455</b>	<b>177,472</b>	<b>194,300</b>	No	No
110%	64,020	5,335	30.78	1,601	195,144	<b>213,800</b>	No	No
<b>120%</b>	<b>69,840</b>	<b>5,820</b>	<b>33.58</b>	<b>1,746</b>	<b>213,004</b>	<b>233,100</b>	No	No
130%	75,660	6,305	36.38	1,892	230,676	<b>252,600</b>	No	No
140%	81,480	6,790	39.17	2,037	248,348	<b>272,000</b>	No	No
<b>146%</b>	<b>85,350</b>	<b>7,113</b>	<b>41.03</b>	<b>2,134</b>	<b>267,900</b>	<b>285,000</b>	<b>Yes</b>	No
150%	87,300	7,275	41.97	2,183	266,208	<b>291,500</b>	Yes	No
160%	93,120	7,760	44.77	2,328	283,880	<b>310,800</b>	Yes	No
<b>170%</b>	<b>98,870</b>	<b>8,239</b>	<b>47.53</b>	<b>2,472</b>	<b>310,288</b>	<b>330,094</b>	<b>Yes</b>	<b>Yes</b>
170%	98,940	8,245	47.57	2,474	310,576	<b>330,400</b>	Yes	Yes
180%	104,760	8,730	50.37	2,619	319,412	<b>349,750</b>	Yes	Yes
190%	110,580	9,215	53.16	2,765	337,178	<b>369,200</b>	Yes	Yes
200%	116,400	9,700	55.96	2,910	354,944	<b>388,500</b>	Yes	Yes

\*HUD Income levels based upon 2006 Clark County Median Family Income = \$58,200

\*\*Assumes Maximum Mortgage Payment may not exceed 30% of income

\*\*\*Mortgage Rate is based on 6.5% FHA 30-year mortgage rate accounting for principal, interest, taxes, and insurance; assumes 3% Downpayment, 3% Closing Cost, no debt, and good credit.

**Attachment 2B - Consolidated Plan Table 26 (updated): Renter Housing Affordability**

<b>Percent (%) of MFI</b>	<b>Annual Income</b>	<b>Monthly Income</b>	<b>Hourly Wage</b>	<b>30% of Monthly Gross Income (Maximum Affordable Rent Payment)</b>	<b>Can Afford Studio? Market Rate = \$570</b>	<b>Can Afford One-Bedroom Unit? Market Rate = \$715</b>	<b>Can Afford Two-Bedroom Unit? Market Rate = \$855</b>	<b>Can Afford Three-Bedroom Unit? Market Rate = \$1,055</b>
10%	5,820	485	2.80	146	No	No	No	No
20%	11,640	970	5.60	291	No	No	No	No
30%	17,460	1,455	8.39	437	No	No	No	No
<b>HUD 30%</b>	17,750	1,479	8.53	444	No	No	No	No
40%	23,280	1,940	11.19	582	Yes	No	No	No
50%	29,100	2,425	13.99	728	Yes	Yes	No	No
<b>HUD 50%</b>	29,550	2,463	14.21	739	Yes	Yes	No	No
<b>HUD 60%</b>	34,920	2,910	16.79	873	Yes	Yes	Yes	No
70%	40,740	3,395	19.59	1,019	Yes	Yes	Yes	No
80%	46,560	3,880	22.38	1,164	Yes	Yes	Yes	Yes
<b>HUD 80%</b>	47,300	3,942	22.74	1,183	Yes	Yes	Yes	Yes
90%	52,380	4,365	25.18	1,310	Yes	Yes	Yes	Yes
<b>100%</b>	58,200	4,850	27.98	1,455	Yes	Yes	Yes	Yes
110%	64,020	5,335	30.78	1,601	Yes	Yes	Yes	Yes
120%	69,840	5,820	33.58	1,746	Yes	Yes	Yes	Yes

## Attachment 3 - Summary of Specific Annual Objectives Table



### Summary of Specific Annual Objectives

Specific Obj. #	Outcome/Objective Specific Annual Objectives	Sources of Funds	Performance Indicators	Year	Expected Number	Actual Number	Percent Completed	
<b>DH-1 Availability/Accessibility of Decent Housing</b>								
<b>DH-1 (1)</b>	Specific Objective - End Chronic Homelessness.	Source of Funds #1 - CDBG	Performance Indicator #1 - Public facility or infrastructure activities	2006	1		#DIV/0! 0%	
		Source of Funds #2		2007	0		#DIV/0!	
				2008			#DIV/0!	
		Source of Funds #3		2009			#DIV/0!	
		<b>MULTI-YEAR GOAL</b>				<b>1</b>	<b>0</b>	<b>0%</b>
		Source of Funds #1	Performance Indicator #2	2006			#DIV/0!	
		Source of Funds #2		2007			#DIV/0!	
				2008			#DIV/0!	
		Source of Funds #3		2009			#DIV/0!	
	<b>MULTI-YEAR GOAL</b>					<b>0</b>	<b>#DIV/0!</b>	
	Specific Annual Objective - Support the construction, rehabilitation, or expansion of 1 emergency shelter or transitional housing facility.	Source of Funds #1	Performance Indicator #3	2006			#DIV/0!	
		Source of Funds #2		2007			#DIV/0!	
				2008			#DIV/0!	
		Source of Funds #3		2009			#DIV/0!	
		<b>MULTI-YEAR GOAL</b>					<b>0</b>	<b>#DIV/0!</b>



**Summary of Specific Annual Objectives**

Specific Obj. #	Outcome/Objective Specific Annual Objectives	Sources of Funds	Performance Indicators	Year	Expected Number	Actual Number	Percent Completed	
<b>DH-1 Availability/Accessibility of Decent Housing</b>								
<b>DH-1 (2)</b>	Specific Objective - Increase the number of homeless persons moving into permanent housing.	Source of Funds #1 - HOME	Performance Indicator #1 - Tenant-Based Rental Assistance				#DIV/0!	
				2006	50		0%	
		Source of Funds #2		2007	75		0%	
				2008			#DIV/0!	
		Source of Funds #3	2009			#DIV/0!		
		<b>MULTI-YEAR GOAL</b>				<b>125</b>	<b>0</b>	0%
		Source of Funds #1 - CDBG	Performance Indicator #2 - Public Service Activities					#DIV/0!
		2006		73		0%		
	Source of Funds #2 - ESG	2007		73		0%		
		2008				#DIV/0!		
	Source of Funds #3	2009			#DIV/0!			
	<b>MULTI-YEAR GOAL</b>				<b>146</b>	<b>0</b>	0%	
	Specific Annual Objective - Assist 50 households with tenant-based rental assistance and 73 households with child care, transportation, utility, and case management assistance.	Source of Funds #1	Performance Indicator #3				#DIV/0!	
				2006			#DIV/0!	
		Source of Funds #2		2007			#DIV/0!	
		2008				#DIV/0!		
Source of Funds #3		2009			#DIV/0!			
<b>MULTI-YEAR GOAL</b>					<b>0</b>	#DIV/0!		



**Summary of Specific Annual Objectives**

Specific Obj. #	Outcome/Objective Specific Annual Objectives	Sources of Funds	Performance Indicators	Year	Expected Number	Actual Number	Percent Completed	
<b>DH-1 Availability/Accessibility of Decent Housing</b>								
<b>DH-1 (3)</b>	Specific Objective - End chronic homelessness.	Source of Funds #1 - ESG	Performance Indicator #1 - Number of homeless persons given overnight shelter.	2006	6317		0%	
		Source of Funds #2 - CDBG		2007	10,931		0%	
		Source of Funds #3		2008			#DIV/0!	
				2009			#DIV/0!	
	<b>MULTI-YEAR GOAL</b>					<b>17248</b>	<b>0</b>	<b>0%</b>
	Specific Annual Objective - Provide 10,931 homeless persons with transitional and emergency housing and services.	Source of Funds #1	Performance Indicator #2	2006			#DIV/0!	
		Source of Funds #2		2007			#DIV/0!	
		Source of Funds #3		2008			#DIV/0!	
				2009			#DIV/0!	
	<b>MULTI-YEAR GOAL</b>						<b>0</b>	<b>#DIV/0!</b>
		Source of Funds #1	Performance Indicator #3	2006			#DIV/0!	
		Source of Funds #2		2007			#DIV/0!	
		Source of Funds #3		2008			#DIV/0!	
				2009			#DIV/0!	
	<b>MULTI-YEAR GOAL</b>						<b>0</b>	<b>#DIV/0!</b>



**Summary of Specific Annual Objectives**

Specific Obj. #	Outcome/Objective Specific Annual Objectives	Sources of Funds	Performance Indicators	Year	Expected Number	Actual Number	Percent Completed	
<b>DH-2 Affordability of Decent Housing</b>								
<b>DH-2 (1)</b>	Specific Objective - Increase the supply of affordable rental housing.	Source of Funds #1 - HOME	Performance Indicator #1 - Number of rental units constructed per project or activity				#DIV/0!	
				2006	70		0%	
		Source of Funds #2		2007	10		0%	
				2008			#DIV/0!	
		Source of Funds #3	2009			#DIV/0!		
		<b>MULTI-YEAR GOAL</b>				<b>80</b>	<b>0</b>	<b>0%</b>
		Source of Funds #1	Performance Indicator #2				#DIV/0!	
				2006			#DIV/0!	
		Source of Funds #2		2007			#DIV/0!	
		2008				#DIV/0!		
	Specific Annual Objective - Acquire and construct 10 multi-family rental housing units for low and moderate-income households.	Source of Funds #3	2009			#DIV/0!		
	<b>MULTI-YEAR GOAL</b>					<b>0</b>	<b>#DIV/0!</b>	
		Source of Funds #1	Performance Indicator #3				#DIV/0!	
				2006			#DIV/0!	
		Source of Funds #2		2007			#DIV/0!	
		2008				#DIV/0!		
	Source of Funds #3	2009			#DIV/0!			
<b>MULTI-YEAR GOAL</b>					<b>0</b>	<b>#DIV/0!</b>		



**Summary of Specific Annual Objectives**

Specific Obj. #	Outcome/Objective Specific Annual Objectives	Sources of Funds	Performance Indicators	Year	Expected Number	Actual Number	Percent Completed	
<b>DH-2 Affordability of Decent Housing</b>								
<b>DH-2 (2)</b>	Specific Objective - Improve access to affordable owner housing and affordable owner housing for minorities.	Source of Funds #1 - ADDI	Performance Indicator #1 - Direct Financial Assistance to Homebuyers	2006	45		#DIV/0! 0%	
		Source of Funds #2 - HOME		2007	3		0%	
		Source of Funds #3		2008			#DIV/0!	
				2009			#DIV/0!	
		<b>MULTI-YEAR GOAL</b>				<b>48</b>	<b>0</b>	0%
		Source of Funds #1	Performance Indicator #2	2006			#DIV/0!	
		Source of Funds #2		2007			#DIV/0!	
	Source of Funds #3	2008				#DIV/0!		
		2009				#DIV/0!		
	<b>MULTI-YEAR GOAL</b>					<b>0</b>	#DIV/0!	
	Specific Annual Objective - Provide downpayment and closing cost assistance to 28 low and moderate-income households.	Source of Funds #1	Performance Indicator #3	2006			#DIV/0!	
		Source of Funds #2		2007			#DIV/0!	
		Source of Funds #3		2008			#DIV/0!	
				2009			#DIV/0!	
<b>MULTI-YEAR GOAL</b>					<b>0</b>	#DIV/0!		



**Summary of Specific Annual Objectives**

Specific Obj. #	Outcome/Objective Specific Annual Objectives	Sources of Funds	Performance Indicators	Year	Expected Number	Actual Number	Percent Completed		
<b>DH-2 Affordability of Decent Housing</b>									
<b>DH-2 (3)</b>	Specific Objective - Increase range of housing options & related services for persons with special needs.	Source of Funds #1 - HOPWA	Performance Indicator #1 - Homelessness Prevention (Supportive Services)				#DIV/0!		
				2006	1485		0%		
		Source of Funds #2		2007	1221		0%		
				2008			#DIV/0!		
		Source of Funds #3	2009			#DIV/0!			
		<b>MULTI-YEAR GOAL</b>					<b>2706</b>	<b>0</b>	<b>0%</b>
		Specific Annual Objective - Assist 1,221 HIV/AIDS persons with supportive services including emergency resources, food vouchers, transportation assistance, and other services.	Source of Funds #1	Performance Indicator #2				#DIV/0!	
					2006			#DIV/0!	
			Source of Funds #2		2007			#DIV/0!	
			2008				#DIV/0!		
	Source of Funds #3		2009			#DIV/0!			
	<b>MULTI-YEAR GOAL</b>						<b>0</b>	<b>#DIV/0!</b>	
		Source of Funds #1	Performance Indicator #3				#DIV/0!		
				2006			#DIV/0!		
	Source of Funds #2	2007				#DIV/0!			
	2008				#DIV/0!				
	Source of Funds #3	2009			#DIV/0!				
<b>MULTI-YEAR GOAL</b>						<b>0</b>	<b>#DIV/0!</b>		



**Summary of Specific Annual Objectives**

Specific Obj. #	Outcome/Objective Specific Annual Objectives	Sources of Funds	Performance Indicators	Year	Expected Number	Actual Number	Percent Completed		
<b>DH-2 Affordability of Decent Housing</b>									
<b>DH-2 (4)</b>	Specific Objective - Increase range of housing options & related services for persons with special needs.	Source of Funds #1 - HOPWA	Performance Indicator #1 - Rental units rehabilitated (Housing Operations)	2006	19		#DIV/0! 0%		
		Source of Funds #2		2007	44		0%		
		Source of Funds #3		2008			#DIV/0!		
				2009			#DIV/0!		
					<b>MULTI-YEAR GOAL</b>		<b>63</b>	<b>0</b>	0%
		Source of Funds #1	Performance Indicator #2	2006			#DIV/0!		
		Source of Funds #2		2007			#DIV/0!		
		Source of Funds #3		2008			#DIV/0!		
				2009			#DIV/0!		
				<b>MULTI-YEAR GOAL</b>			<b>0</b>	#DIV/0!	
	Specific Annual Objective - Provide housing operations for 44 housing units for persons with HIV/AIDS and their families, including supportive services.	Source of Funds #1	Performance Indicator #3	2006			#DIV/0!		
		Source of Funds #2		2007			#DIV/0!		
		Source of Funds #3		2008			#DIV/0!		
				2009			#DIV/0!		
					<b>MULTI-YEAR GOAL</b>			<b>0</b>	#DIV/0!



**Summary of Specific Annual Objectives**

Specific Obj. #	Outcome/Objective Specific Annual Objectives	Sources of Funds	Performance Indicators	Year	Expected Number	Actual Number	Percent Completed	
<b>DH-2 Affordability of Decent Housing</b>								
<b>DH-2 (5)</b>	Specific Objective - Increase range of housing options & related services for persons with special needs.	Source of Funds #1 - HOPWA	Performance Indicator #1 - Tenant-Based Rental Assistance (STRMU Assistance)				#DIV/0!	
				2006	1220		0%	
		Source of Funds #2		2007	740		0%	
				2008			#DIV/0!	
		Source of Funds #3	2009			#DIV/0!		
		<b>MULTI-YEAR GOAL</b>				<b>1,960</b>	<b>0</b>	<b>0%</b>
		Source of Funds #1	Performance Indicator #2				#DIV/0!	
				2006			#DIV/0!	
		Source of Funds #2		2007			#DIV/0!	
		2008				#DIV/0!		
	Specific Annual Objective - Assist 720 HIV/AIDS clients and their families with Short-Term Rent, Mortgage, and Utility Assistance, including supportive services.	Source of Funds #3	2009			#DIV/0!		
	<b>MULTI-YEAR GOAL</b>					<b>0</b>	<b>#DIV/0!</b>	
		Source of Funds #1	Performance Indicator #3				#DIV/0!	
				2006			#DIV/0!	
		Source of Funds #2		2007			#DIV/0!	
		2008				#DIV/0!		
	Source of Funds #3	2009			#DIV/0!			
<b>MULTI-YEAR GOAL</b>					<b>0</b>	<b>#DIV/0!</b>		



**Summary of Specific Annual Objectives**

Specific Obj. #	Outcome/Objective Specific Annual Objectives	Sources of Funds	Performance Indicators	Year	Expected Number	Actual Number	Percent Completed	
<b>DH-2 Affordability of Decent Housing</b>								
<b>DH-2 (6)</b>	Specific Objective - Increase range of housing options & related services for persons with special needs.	Source of Funds #1 - HOPWA	Performance Indicator #1 - Homelessness Prevention (Housing Information and Resource Identification)				#DIV/0!	
				2006	3050		0%	
		Source of Funds #2		2007	3882		0%	
				2008			#DIV/0!	
		Source of Funds #3	2009			#DIV/0!		
		<b>MULTI-YEAR GOAL</b>				<b>6932</b>	<b>0</b>	0%
		Source of Funds #1	Performance Indicator #2				#DIV/0!	
				2006			#DIV/0!	
		Source of Funds #2		2007			#DIV/0!	
		2008				#DIV/0!		
	Specific Annual Objective - Assist 3,882 HIV/AIDS clients and their families with housing information, resource identification, and housing placement services.	Source of Funds #3	2009			#DIV/0!		
	<b>MULTI-YEAR GOAL</b>					<b>0</b>	#DIV/0!	
		Source of Funds #1	Performance Indicator #3				#DIV/0!	
				2006			#DIV/0!	
		Source of Funds #2		2007			#DIV/0!	
		2008				#DIV/0!		
	Source of Funds #3	2009			#DIV/0!			
<b>MULTI-YEAR GOAL</b>					<b>0</b>	#DIV/0!		



**Summary of Specific Annual Objectives**

Specific Obj. #	Outcome/Objective Specific Annual Objectives	Sources of Funds	Performance Indicators	Year	Expected Number	Actual Number	Percent Completed	
<b>DH-3 Sustainability of Decent Housing</b>								
<b>DH-3 (1)</b>	Specific Objective - Improve the quality of owner housing.	Source of Funds #1 - CDBG	Performance Indicator #1 - Owner occupied units rehabilitated				#DIV/0!	
				2006	51		0%	
		Source of Funds #2 - HOME		2007	56		0%	
				2008			#DIV/0!	
		Source of Funds #3		2009			#DIV/0!	
		<b>MULTI-YEAR GOAL</b>				<b>107</b>	<b>0</b>	0%
		Source of Funds #1 - CDBG	Performance Indicator #2 - Public service activities					#DIV/0!
				2006	25		0%	
		Source of Funds #2		2007	10		0%	
		2008				#DIV/0!		
	Specific Annual Objective - Complete the rehabilitation of 58 housing units for low and moderate-income households. Assist 10 low and moderate-income households with housing rehabilitation.	Source of Funds #3		2009			#DIV/0!	
	<b>MULTI-YEAR GOAL</b>				<b>35</b>	<b>0</b>	0%	
		Source of Funds #1	Performance Indicator #3				#DIV/0!	
				2006			#DIV/0!	
		Source of Funds #2		2007			#DIV/0!	
		2008				#DIV/0!		
	Source of Funds #3		2009			#DIV/0!		
<b>MULTI-YEAR GOAL</b>					<b>0</b>	#DIV/0!		



**Summary of Specific Annual Objectives**

Specific Obj. #	Outcome/Objective Specific Annual Objectives	Sources of Funds	Performance Indicators	Year	Expected Number	Actual Number	Percent Completed	
<b>DH-3 Sustainability of Decent Housing</b>								
<b>DH-3 (2)</b>	Specific Objective - Increase range of housing options & related services for persons with special needs.	Source of Funds #1 - CDBG	Performance Indicator #1 - Owner occupied units rehabilitated				#DIV/0!	
				2006	50		0%	
		Source of Funds #2		2007	50		0%	
				2008			#DIV/0!	
		Source of Funds #3		2009			#DIV/0!	
		<b>MULTI-YEAR GOAL</b>				<b>100</b>	<b>0</b>	<b>0%</b>
		Specific Annual Objective - Complete minor rehabilitation of 50 homes for persons with special needs, including seniors.	Source of Funds #1	Performance Indicator #2				#DIV/0!
					2006			#DIV/0!
			Source of Funds #2		2007			#DIV/0!
			2008				#DIV/0!	
	Source of Funds #3			2009			#DIV/0!	
	<b>MULTI-YEAR GOAL</b>					<b>0</b>	<b>#DIV/0!</b>	
		Source of Funds #1	Performance Indicator #3				#DIV/0!	
				2006			#DIV/0!	
	Source of Funds #2	2007				#DIV/0!		
	2008				#DIV/0!			
	Source of Funds #3		2009			#DIV/0!		
<b>MULTI-YEAR GOAL</b>					<b>0</b>	<b>#DIV/0!</b>		



**Summary of Specific Annual Objectives**

Specific Obj. #	Outcome/Objective Specific Annual Objectives	Sources of Funds	Performance Indicators	Year	Expected Number	Actual Number	Percent Completed		
<b>SL-1 Availability/Accessibility of Suitable Living Environment</b>									
<b>SL-1 (1)</b>	Specific Objective - Improve quality / increase quantity of neighborhood facilities for low-income persons.	Source of Funds #1 - CDBG	Performance Indicator #1 - Public facility or infrastructure activities	2006	3		#DIV/0! 0%		
		Source of Funds #2		2007	3		0%		
		Source of Funds #3		2008			#DIV/0!		
				2009			#DIV/0!		
		<b>MULTI-YEAR GOAL</b>					<b>6</b>	<b>0</b>	<b>0%</b>
		Specific Annual Objective - Construct, improve, and expand 3 public facilities for low and moderate-income persons, including one health and dental facility.	Source of Funds #1	Performance Indicator #2 -	2006			#DIV/0!	
			Source of Funds #2		2007			#DIV/0!	
			Source of Funds #3		2008			#DIV/0!	
					2009			#DIV/0!	
	<b>MULTI-YEAR GOAL</b>						<b>0</b>	<b>#DIV/0!</b>	
		Source of Funds #1	Performance Indicator #3	2006			#DIV/0!		
		Source of Funds #2		2007			#DIV/0!		
		Source of Funds #3		2008			#DIV/0!		
				2009			#DIV/0!		
	<b>MULTI-YEAR GOAL</b>						<b>0</b>	<b>#DIV/0!</b>	



**Summary of Specific Annual Objectives**

Specific Obj. #	Outcome/Objective Specific Annual Objectives	Sources of Funds	Performance Indicators	Year	Expected Number	Actual Number	Percent Completed	
<b>SL-1 Availability/Accessibility of Suitable Living Environment</b>								
<b>SL-1 (2)</b>	Specific Objective - Increase range of housing options & related services for persons with special needs.	Source of Funds #1 - CDBG	Performance Indicator #1 - Public Facility or Infrastructure Activities	2006	2		#DIV/0! 0%	
		Source of Funds #2		2007	1		0%	
		Source of Funds #3		2008			#DIV/0!	
				2009			#DIV/0!	
		<b>MULTI-YEAR GOAL</b>				<b>3</b>	<b>0</b>	0%
		Source of Funds #1	Performance Indicator #2	2006			#DIV/0!	
		Source of Funds #2		2007			#DIV/0!	
	Source of Funds #3	2008				#DIV/0!		
		2009				#DIV/0!		
	<b>MULTI-YEAR GOAL</b>					<b>0</b>	#DIV/0!	
	Specific Annual Objective - Construct, improve, and expand 1 public facility for persons with special needs.	Source of Funds #1	Performance Indicator #3	2006			#DIV/0!	
		Source of Funds #2		2007			#DIV/0!	
		Source of Funds #3		2008			#DIV/0!	
				2009			#DIV/0!	
		<b>MULTI-YEAR GOAL</b>					<b>0</b>	#DIV/0!



**Summary of Specific Annual Objectives**

Specific Obj. #	Outcome/Objective Specific Annual Objectives	Sources of Funds	Performance Indicators	Year	Expected Number	Actual Number	Percent Completed	
<b>SL-1 Availability/Accessibility of Suitable Living Environment</b>								
<b>SL-1 (3)</b>	Specific Objective - Improve the services for low/mod income persons.	Source of Funds #1- CDBG	Performance Indicator #1 - Public Service Activities	2006	10721		#DIV/0! 0%	
		Source of Funds #2		2007	15272		0%	
		Source of Funds #3		2008			#DIV/0!	
				2009			#DIV/0!	
		<b>MULTI-YEAR GOAL</b>				<b>25993</b>	<b>0</b>	<b>0%</b>
		Specific Annual Objective - Provide public services for 15,272 low and moderate income persons.	Source of Funds #1	Performance Indicator #2 -	2006			#DIV/0!
			Source of Funds #2		2007			#DIV/0!
			Source of Funds #3		2008			#DIV/0!
					2009			#DIV/0!
	<b>MULTI-YEAR GOAL</b>				<b>0</b>	<b>0</b>	<b>#DIV/0!</b>	
		Source of Funds #1	Performance Indicator #3	2006			#DIV/0!	
		Source of Funds #2		2007			#DIV/0!	
		Source of Funds #3		2008			#DIV/0!	
				2009			#DIV/0!	
	<b>MULTI-YEAR GOAL</b>					<b>0</b>	<b>#DIV/0!</b>	



**Summary of Specific Annual Objectives**

Specific Obj. #	Outcome/Objective Specific Annual Objectives	Sources of Funds	Performance Indicators	Year	Expected Number	Actual Number	Percent Completed	
<b>SL-1 Availability/Accessibility of Suitable Living Environment</b>								
<b>SL-1 (4)</b>	Specific Objective - Increase range of housing options & related services for persons with special needs.	Source of Funds #1 - CDBG	Performance Indicator #1 - Public service activities	2006	1718		0%	
		Source of Funds #2		2007	2,438		0%	
		Source of Funds #3		2008			#DIV/0!	
				2009			#DIV/0!	
		<b>MULTI-YEAR GOAL</b>				<b>4156</b>	<b>0</b>	0%
		Source of Funds #1	Performance Indicator #2	2006			#DIV/0!	
		Source of Funds #2		2007			#DIV/0!	
	Source of Funds #3	2008				#DIV/0!		
		2009				#DIV/0!		
	<b>MULTI-YEAR GOAL</b>					<b>0</b>	#DIV/0!	
	Specific Annual Objective - Assist 2,438 persons with special needs, including seniors and persons with disabilities, with public services.	Source of Funds #1	Performance Indicator #3	2006			#DIV/0!	
		Source of Funds #2		2007			#DIV/0!	
		Source of Funds #3		2008			#DIV/0!	
				2009			#DIV/0!	
<b>MULTI-YEAR GOAL</b>					<b>0</b>	#DIV/0!		



**Summary of Specific Annual Objectives**

Specific Obj. #	Outcome/Objective Specific Annual Objectives	Sources of Funds	Performance Indicators	Year	Expected Number	Actual Number	Percent Completed	
<b>SL-1 Availability/Accessibility of Suitable Living Environment</b>								
<b>SL-1 (5)</b>	Specific Objective - End chronic homelessness.	Source of Funds #1 - CDBG	Performance Indicator #1 - Homelessness prevention				#DIV/0!	
				2006	3719		0%	
		Source of Funds #2 - ESG		2007	23,057		0%	
				2008			#DIV/0!	
		Source of Funds #3		2009			#DIV/0!	
		<b>MULTI-YEAR GOAL</b>				<b>26776</b>	<b>0</b>	<b>0%</b>
		Source of Funds #1	Performance Indicator #2				#DIV/0!	
				2006			#DIV/0!	
		Source of Funds #2		2007			#DIV/0!	
				2008			#DIV/0!	
	Specific Annual Objective - Provide 23,057 homeless persons with public services, including job training, transportation assistance, food resources, case management, and other assistance.	Source of Funds #3		2009			#DIV/0!	
		<b>MULTI-YEAR GOAL</b>					<b>0</b>	<b>#DIV/0!</b>
		Source of Funds #1	Performance Indicator #3				#DIV/0!	
				2006			#DIV/0!	
		Source of Funds #2		2007			#DIV/0!	
	2008				#DIV/0!			
Source of Funds #3		2009			#DIV/0!			
<b>MULTI-YEAR GOAL</b>					<b>0</b>	<b>#DIV/0!</b>		



**Summary of Specific Annual Objectives**

Specific Obj. #	Outcome/Objective Specific Annual Objectives	Sources of Funds	Performance Indicators	Year	Expected Number	Actual Number	Percent Completed		
<b>SL-2 Affordability of Suitable Living Environment</b>									
<b>SL-2 (1)</b>	Specific Objective - Improve the services for low/mod persons.	Source of Funds #1 - CDBG	Performance Indicator #1 - Public service activities	2006	4436		#DIV/0! 0%		
		Source of Funds #2		2007	0		#DIV/0!		
		Source of Funds #3		2008			#DIV/0!		
				2009			#DIV/0!		
		<b>MULTI-YEAR GOAL</b>					<b>4436</b>	<b>0</b>	<b>0%</b>
		Specific Annual Objective - Provide affordable educational opportunities, pre-school, and/or child care services for low and moderate income children.	Source of Funds #1	Performance Indicator #2	2006			#DIV/0!	
			Source of Funds #2		2007			#DIV/0!	
			Source of Funds #3		2008			#DIV/0!	
					2009			#DIV/0!	
	<b>MULTI-YEAR GOAL</b>						<b>0</b>	<b>#DIV/0!</b>	
	Source of Funds #1		Performance Indicator #3	2006			#DIV/0!		
	Source of Funds #2	2007				#DIV/0!			
	Source of Funds #3	2008				#DIV/0!			
		2009				#DIV/0!			
	<b>MULTI-YEAR GOAL</b>						<b>0</b>	<b>#DIV/0!</b>	



**Summary of Specific Annual Objectives**

Specific Obj. #	Outcome/Objective Specific Annual Objectives	Sources of Funds	Performance Indicators	Year	Expected Number	Actual Number	Percent Completed	
<b>SL-3 Sustainability of Suitable Living Environment</b>								
<b>SL-3 (1)</b>	Specific Objective	Source of Funds #1	Performance Indicator #1				#DIV/0!	
				2006			#DIV/0!	
		Source of Funds #2		2007			#DIV/0!	
				2008			#DIV/0!	
		Source of Funds #3	2009			#DIV/0!		
		<b>MULTI-YEAR GOAL</b>					<b>0</b>	#DIV/0!
		Source of Funds #1	Performance Indicator #2				#DIV/0!	
				2006			#DIV/0!	
		Source of Funds #2		2007			#DIV/0!	
		2008				#DIV/0!		
	Specific Annual Objective	Source of Funds #3	2009			#DIV/0!		
		<b>MULTI-YEAR GOAL</b>					<b>0</b>	#DIV/0!
		Source of Funds #1	Performance Indicator #3				#DIV/0!	
				2006			#DIV/0!	
		Source of Funds #2		2007			#DIV/0!	
		2008				#DIV/0!		
Source of Funds #3	2009			#DIV/0!				
<b>MULTI-YEAR GOAL</b>					<b>0</b>	#DIV/0!		



**Summary of Specific Annual Objectives**

Specific Obj. #	Outcome/Objective Specific Annual Objectives	Sources of Funds	Performance Indicators	Year	Expected Number	Actual Number	Percent Completed	
<b>EO-1 Availability/Accessibility of Economic Opportunity</b>								
<b>EO-1 (1)</b>	Specific Objective - Improve the services for low/mod persons.	Source of Funds #1 CDBG	Performance Indicator #1 Public service activities				#DIV/0!	
				2006	0		#DIV/0!	
		Source of Funds #2		2007	232		0%	
				2008			#DIV/0!	
		Source of Funds #3	2009			#DIV/0!		
		<b>MULTI-YEAR GOAL</b>					<b>0</b>	#DIV/0!
		Source of Funds #1	Performance Indicator #2				#DIV/0!	
				2006			#DIV/0!	
		Source of Funds #2		2007			#DIV/0!	
		2008				#DIV/0!		
	Specific Annual Objective - Provide affordable educational opportunities, pre-school, and/or child care services for 232 low and moderate income children.	Source of Funds #3	2009			#DIV/0!		
	<b>MULTI-YEAR GOAL</b>					<b>0</b>	#DIV/0!	
	Source of Funds #1	Performance Indicator #3				#DIV/0!		
			2006			#DIV/0!		
	Source of Funds #2		2007			#DIV/0!		
	2008				#DIV/0!			
Source of Funds #3	2009			#DIV/0!				
<b>MULTI-YEAR GOAL</b>					<b>0</b>	#DIV/0!		

## Attachment 4 - Annual Housing Completion Goals Table

TABLE 3B ANNUAL HOUSING COMPLETION GOALS					
ANNUAL AFFORDABLE RENTAL HOUSING GOALS (SEC. 215)	Annual Expected Number Completed	Resources used during the period			
		CDBG	HOME	ESG	HOPWA
Acquisition of existing units		<input type="checkbox"/>	<input type="checkbox"/>		<input type="checkbox"/>
Production of new units	10	<input type="checkbox"/>	<input checked="" type="checkbox"/>		<input type="checkbox"/>
Rehabilitation of existing units		<input type="checkbox"/>	<input type="checkbox"/>	<input type="checkbox"/>	<input type="checkbox"/>
Rental Assistance	795	<input checked="" type="checkbox"/>	<input checked="" type="checkbox"/>		<input checked="" type="checkbox"/>
<b>Total Sec. 215 Rental Goals</b>	805	<input type="checkbox"/>	<input checked="" type="checkbox"/>	<input type="checkbox"/>	<input checked="" type="checkbox"/>
<b>ANNUAL AFFORDABLE OWNER HOUSING GOALS (SEC. 215)</b>					
Acquisition of existing units		<input type="checkbox"/>	<input type="checkbox"/>		
Production of new units		<input type="checkbox"/>	<input type="checkbox"/>		
Rehabilitation of existing units	106	<input checked="" type="checkbox"/>	<input checked="" type="checkbox"/>		
Homebuyer Assistance	3	<input type="checkbox"/>	<input checked="" type="checkbox"/>		<input type="checkbox"/>
<b>Total Sec. 215 Owner Goals</b>	109	<input checked="" type="checkbox"/>	<input checked="" type="checkbox"/>	<input type="checkbox"/>	<input type="checkbox"/>
<b>ANNUAL AFFORDABLE HOUSING GOALS (SEC. 215)</b>					
Homeless	17,278	<input checked="" type="checkbox"/>	<input checked="" type="checkbox"/>	<input checked="" type="checkbox"/>	<input checked="" type="checkbox"/>
Non-Homeless	194	<input checked="" type="checkbox"/>	<input checked="" type="checkbox"/>	<input type="checkbox"/>	<input type="checkbox"/>
Special Needs	1,630	<input checked="" type="checkbox"/>	<input checked="" type="checkbox"/>	<input type="checkbox"/>	<input checked="" type="checkbox"/>
<b>Total Sec. 215 Affordable Housing</b>	19,102	<input checked="" type="checkbox"/>	<input checked="" type="checkbox"/>	<input checked="" type="checkbox"/>	<input checked="" type="checkbox"/>
<b>ANNUAL HOUSING GOALS</b>					
Annual Rental Housing Goal	805	<input checked="" type="checkbox"/>	<input checked="" type="checkbox"/>	<input type="checkbox"/>	<input checked="" type="checkbox"/>
Annual Owner Housing Goal	109	<input checked="" type="checkbox"/>	<input checked="" type="checkbox"/>	<input type="checkbox"/>	<input type="checkbox"/>
<b>Total Annual Housing Goal</b>	914	<input checked="" type="checkbox"/>	<input checked="" type="checkbox"/>	<input type="checkbox"/>	<input checked="" type="checkbox"/>

For the purpose of identification of annual goals, an assisted household is one that will receive benefits through the investment of Federal funds, either alone or in conjunction with the investment of other public or private funds.

## Attachment 5 - Housing and Community Needs Tables

CPMP Version 2.0

<b>Housing Needs Table</b>		Grantee: <b>City of Las Vegas</b>														Priority Need?	Plan to Fund?	Fund Source		
		Only complete blue sections. Do NOT type in sections other than blue.																		
		Current % of House- holds	Current Number of House- holds	3-5 Year Quantities															% of Goal	
Year 1				Year 2		Year 3		Year 4*		Year 5*		Multi-Year								
		Goal	Actual	Goal	Actual	Goal	Actual	Goal	Actual	Goal	Actual	Goal	Actual							
Household Income <=30% MFI	Elderly	NUMBER OF HOUSEHOLDS	100%	3,496																
		Any housing problems	70.1	2,449										0	0	####	H	Y	HCO	
		Cost Burden > 30%	68.7	2,403										0	0	####	H	Y	HCO	
		Cost Burden >50%	55.4	1,936										0	0	####	H	Y	HCO	
	Small Related	NUMBER OF HOUSEHOLDS	100%	3,934																
		With Any Housing Problems	79.8	3,139										0	0	####	H	Y	HCO	
		Cost Burden > 30%	75.5	2,971										0	0	####	H	Y	HCO	
		Cost Burden >50%	67.2	2,645										0	0	####	H	Y	HCO	
	Large Related	NUMBER OF HOUSEHOLDS	100%	1,385																
		With Any Housing Problems	95	1,316										0	0	####	H	Y	HCO	
		Cost Burden > 30%	82.5	1,142										0	0	####	H	Y	HCO	
		Cost Burden >50%	62.1	860										0	0	####	H	Y	HCO	
	All other hshold	NUMBER OF HOUSEHOLDS	100%	4,285																
		With Any Housing Problems	71.7	3,073	50	50								100	0	0%	H	Y	HCO	
		Cost Burden > 30%	68.4	2,929										0	0	####	H	Y	HCO	
		Cost Burden >50%	61.6	2,638										0	0	####	H	Y	HCO	
	Owner	Elderly	NUMBER OF HOUSEHOLDS	100%	2,071															
			With Any Housing Problems	68.9	1,427	25	25								50	0	0%	H	Y	HCO
			Cost Burden > 30%	68.5	1,419										0	0	####	H	Y	HCO
			Cost Burden >50%	51.9	1,075										0	0	####	H	Y	HCO
Small Related		NUMBER OF HOUSEHOLDS	100%	1,298																
		With Any Housing Problems	74.4	966										0	0	####	H	Y	HCO	
		Cost Burden > 30%	73.3	952										0	0	####	H	Y	HCO	
		Cost Burden >50%	67.8	880										0	0	####	H	Y	HCO	
Large Related		NUMBER OF HOUSEHOLDS	100%	334																
		With Any Housing Problems	94.6	316										0	0	####	H	Y	HCO	
		Cost Burden > 30%	85	284										0	0	####	H	Y	HCO	
		Cost Burden >50%	82	274										0	0	####	H	Y	HCO	
or hshold	NUMBER OF HOUSEHOLDS	100%	1,054																	
	With Any Housing Problems	70.6	744	12									12	0	0%	H	Y	HCO		





<b>City of Las Vegas</b>						
<b>Housing Market Analysis</b>						
	<i>Complete cells in blue.</i>					
Housing Stock Inventory	Vacancy Rate	0 & 1 Bedroom	2 Bedrooms	3+ Bedrooms	Total	Substandard Units
<b>Affordability Mismatch</b>						
Occupied Units: Renter		31043	25901	14954	71898	29546
Occupied Units: Owner		4963	23740	75340	104043	23799
Vacant Units: For Rent	9.4%	2847	2966	938	6751	3186
Vacant Units: For Sale	2.9%	194	800	1996	2990	34
Total Units Occupied & Vacant		39047	53407	93228	185682	56565
<b>Rents: Applicable FMRs (in \$s)</b>		773	907	1,234		
<b>Rent Affordable at 30% of 50% of MFI (in \$s)</b>		597	716	828		
<b>Public Housing Units</b>						
Occupied Units		746	604	477	1827	0
Vacant Units	1.6%	8	19	6	33	0
Vacant Units - Other Reasons	4.5%	10	44	36	90	0
Modernization Units		52	7	0	59	59
Total Units Occupied & Vacant		816	674	519	2009	59
<b>Rehabilitation Needs (in \$s)</b>		\$4,000,000	\$4,400,000	\$3,900,000	12,300,000	

## Continuum of Care Homeless Population and Subpopulations Chart

Part 1: Homeless Population					Sheltered		Un-sheltered	Total	City of Las Vegas														
					Emergency	Transitional			Data Quality - All boxes are (N) enumerati														
										(N) enumerations ▼													
1. Homeless Individuals					1473	675	2,332	4480															
2. Homeless Families with Children					118	32	unknown	150															
2a. Persons in Homeless with Children Families					265	361	7,092	7718															
Total (lines 1 + 2a)					1738	1036	9424	12198															
Part 2: Homeless Subpopulations					Sheltered		Un-sheltered	Total	Data Quality - Each box is identified as A, E, and N.														
					Emergency	Transitional			(A) administrative records ▼														
1. Chronically Homeless					479 (E)	101 (E)	1399(E)	1979(E)															
2. Severely Mentally Ill					178 (A)	93 (A)																	
3. Chronic Substance Abuse					575 (A)	301 (A)																	
4. Veterans					371 (A)	195 (A)																	
5. Persons with HIV/AIDS					59 (E)	13 (E)																	
6. Victims of Domestic Violence					114 (A)	60 (A)																	
7. Youth (Under 18 years of age)					56 (N)	20 (N)																	
8. Elderly (Over 65 years of age)					135 (N)	71 (N)																	
Part 3: Homeless Needs Table: Individuals				Needs	Currently Available	Gap	5-Year Quantities										Total			Priority H, M, L	Plan to Fund? Y N	Fund Source: CDBG, HOME, HOPWA, ESG, or Other	
							Year 1		Year 2		Year 3		Year 4		Year 5								
							Goal	Complete	Goal	Complete	Goal	Complete	Goal	Complete	Goal	Complete	Goal	Actual	% of Goal				
Beds	Emergency Shelters			1000	1200	-200	0	0	0	0	0	0	0	0	0	0	0	0	####	M	Y	CE	
	Transitional Housing			1300	913	387	299	0	299	0	0	0	0	0	0	0	0	598	0	0%	H	Y	CHE
	Permanent Supportive Housing			2543	820	1723	178	0	178	0	0	0	0	0	0	0	0	356	0	0%	H	Y	CHE
	Total			4843	2933	1910	477	0	477	0	0	0	0	0	0	0	0	954	0	0%			
Chronically Homeless				1607	603												H	Y	HEC				

Part 4: Homeless Needs Table: Families		Needs	Currently Available	Gap	5-Year Quantities										Total			Priority H. M. L.	Plan to Fund? Y/N	Fund Source: CDBG, HOME, HOPWA, ESG or Other
					Year 1		Year 2		Year 3		Year 4		Year 5		Goal	Actual	% of Goal			
					Goal	Complete	Goal	Complete	Goal	Complete	Goal	Complete	Goal	Complete						
Beds	Emergency Shelters	525	344	181	0	0	0	0	0	0	0	0	0	0	0	0	####	M	Y	CE
	Transitional Housing	3811	432	3379	150	0	150	0	0	0	0	0	0	0	300	0	0%	H	Y	CHE
	Permanent Supportive Housing	1940	124	1816	89	0	89	0	0	0	0	0	0	0	178	0	0%	H	Y	HEC
	Total	6276	900	5376	239	0	239	0	0	0	0	0	0	0	478	0	0%			

Completing Part 1: Homeless Population. This must be completed using statistically reliable, unduplicated counts or estimates of homeless persons in sheltered and unsheltered locations at a one-day point in time. The counts must be from: (A) administrative records, (N) enumerations, (S) statistically reliable samples, or (E) estimates. The quality of the data presented in each box must be identified as: (A), (N), (S) or (E).

Completing Part 2: Homeless Subpopulations. This must be completed using statistically reliable, unduplicated counts or estimates of homeless persons in sheltered and unsheltered locations at a one-day point in time. The numbers must be from: (A) administrative records, (N) enumerations, (S) statistically reliable samples, or (E) estimates. The quality of the data presented in each box must be identified as: (A), (N), (S) or (E).

Sheltered Homeless. Count adults, children and youth residing in shelters for the homeless. "Shelters" include all emergency shelters and transitional shelters for the homeless, including domestic violence shelters, residential programs for runaway/homeless youth, and any hotel/motel/apartment voucher arrangements paid by a public/private agency because the person or family is homeless. Do not count: (1) persons who are living doubled up in conventional housing; (2) formerly homeless persons who are residing in Section 8 SRO, Shelter Plus Care, SHP permanent housing or other permanent housing units; (3) children or youth, who because of their own or a parent's homelessness or abandonment, now reside temporarily and for a short anticipated duration in hospitals, residential treatment facilities, emergency foster care, detention facilities and the like; and (4) adults living in mental health facilities, chemical dependency facilities, or criminal justice facilities.

Unsheltered Homeless. Count adults, children and youth sleeping in places not meant for human habitation. Places not meant for human habitation include streets, parks, alleys, parking ramps, parts of the highway system, transportation depots and other parts of transportation systems (e.g. subway tunnels, railroad car), all-night commercial establishments (e.g. movie theaters, laundromats, restaurants), abandoned buildings, building roofs or stairwells, chicken coops and other farm outbuildings, caves, campgrounds, vehicles, and other similar places.

Non-Homeless Special Needs Including HOPWA		Needs	Currently Available	GAP	4 Year Quantities								Total		
					Year 1		Year 2		Year 3		Year 4*		Goal	Actual	% of Goal
					Goal	Complete	Goal	Complete	Goal	Complete	Goal	Complete			
Housing Needed	52. Elderly	58000	16200	41800	34	0	75	0	0	0	0	0	109	0	0%
	53. Frail Elderly	22910	9600	13310	34	0	75	0	0	0	0	0	109	0	0%
	54. Persons w/ Severe Mental Illness	23100	1540	21560	0	0	0	0	0	0	0	0	0	0	####
	55. Developmentally Disabled	19100	675	18425	0	0	10	0	0	0	0	0	10	0	0%
	56. Physically Disabled	35500	3900	31600	18	0	10	0	0	0	0	0	28	0	0%
	57. Alcohol/Other Drug Addicted	6000	384	5616	31	0	20	0	0	0	0	0	51	0	0%
	58. Persons w/ HIV/AIDS & their families	4800	1013	3787	1243	0	720	0	0	0	0	0	1963	0	0%
	59. Public Housing Residents	8763	6226	2537	0	0	0	0	0	0	0	0	0	0	####
	Total	178173	39538	138635	1360	0	910	0	0	0	0	0	2270	0	0%
Supportive Services Needed	60. Elderly	34800	16200	18600	795	0	2,169	0	0	0	0	0	2964	0	0%
	61. Frail Elderly	22910	9600	13310	795	0	634	0	0	0	0	0	1429	0	0%
	62. Persons w/ Severe Mental Illness	23100	1540	21560	115	0	151	0	0	0	0	0	266	0	0%
	63. Developmentally Disabled	19100	675	18425	115	0	24	0	0	0	0	0	139	0	0%
	64. Physically Disabled	35500	3900	31600	156	0	35	0	0	0	0	0	191	0	0%
	65. Alcohol/Other Drug Addicted	6000	384	5616	31	0	342	0	0	0	0	0	373	0	0%
	66. Persons w/ HIV/AIDS & their families	4800	1013	3787	1243	0	1221	0	0	0	0	0	2464	0	0%
	67. Public Housing Residents	8763	6226	2537	0	0	0	0	0	0	0	0	0	0	####
	Total	154973	39538	115435	3250	0	4576	0	0	0	0	0	7826	0	0%

City of Las Vegas

Only complete blue sections.

Low Priority Needs = Grey Shading

Housing and Community Development Activities				5-Year Quantities													% of Goal	Priority Need: H, M, L	Dollars to Address	Plan to Fund? Y/N	Fund Source		
				Year 1		Year 2		Year 3		Year 4		Year 5		Cumulative									
				Needs	Current	Gap	Goal	Actual	Goal	Actual	Goal	Actual	Goal	Actual	Goal	Actual						Goal	Actual
01 Acquisition of Real Property 570.201(a)				2	1	1	1		0							1	0	0%	H	0	Y	CO	
02 Disposition 570.201(b)																							
Public Facilities and Improvements	03 Public Facilities and Improvements (General) 570.201(c)				4	2	2	2		3						5	0	0%	H	2,655,519	Y	CO	
	03A Senior Centers 570.201(c)				1	1	0	0		1						1	0	0%	H	30,000	Y	CO	
	03B Handicapped Centers 570.201(c)				3	2	1	1		0						1	0	0%	H	0	Y	C	
	03C Homeless Facilities (not operating costs) 570.201(c)				4	3	1	1		0						1	0	0%	H	0	Y	C	
	03D Youth Centers 570.201(c)				3	2	1	1		0						1	0	0%	H	0	Y	C	
	03E Neighborhood Facilities 570.201(c)				0	0	0	0		0						0	0	####	M	0	N		
	03F Parks, Recreational Facilities 570.201(c)				1	1	0	0		0						0	0	####	H	0	Y	CO	
	03G Parking Facilities 570.201©																						
	03H Solid Waste Disposal Improvements 570.201(c)																						
	03I Flood Drain Improvements 570.201(c)																						
	03J Water/Sewer Improvements 570.201(c)																						
	03K Street Improvements 570.201(c)				0	0	0	0		0						0	0	####	M	0	N		
	03L Sidewalks 570.201(c)				1	1	0	0		0						0	0	####	H	0	Y	C	
	03M Child Care Centers 570.201(c)				2	1	1	0		0						0	0	####	H	0	Y	C	
03N Tree Planting 570.201(c)																							
03O Fire Stations/Equipment 570.201(c)																							
03P Health Facilities 570.201(c)				2	1	1	1		1						2	0	0%	H	300,000	Y	C		
03Q Abused and Neglected Children Facilities 570.201(c)																							
03R Asbestos Removal 570.201(c)																							
03S Facilities for AIDS Patients (not operating costs) 570.201(c)																							
03T Operating Costs of Homeless/AIDS Patients Programs				5,996	0	5996	5,996		17,278						23274	0	0%	H	91,337	Y	CE		
04 Clearance and Demolition 570.201(d)				4	1	3	1		1						2	0	0%	H	0	Y	C		
04A Clean-up of Contaminated Sites 570.201(d)																							
Public Services	05 Public Services (General) 570.201(e)				6,911	0	6911	6,911		17,047					23958	0	0%	H	326,902	Y	CE		
	05A Senior Services 570.201(e)				1,590	0	1590	1,590		2053					3643	0	0%	H	30,281	Y	C		
	05B Handicapped Services 570.201(e)				128	0	128	128		35					163	0	0%	H	35,000	Y	C		
	05C Legal Services 570.201(E)																						
	05D Youth Services 570.201(e)				9,684	0	9684	9,684		11,207					20891	0	0%	H	166,582	Y	C		
	05E Transportation Services 570.201(e)				0	0	0	0		0					0	0	####	M	0	N			
	05F Substance Abuse Services 570.201(e)				100	0	100	0		92					92	0	0%	H	10000	Y	C		
	05G Battered and Abused Spouses 570.201(e)				929	0	929	929		0					929	0	0%	H	0	Y	C		
	05H Employment Training 570.201(e)				680	0	680	680		569					1249	0	0%	H	35,000	Y	C		
	05I Crime Awareness 570.201(e)				0	0	0	0		0					0	0	####	M	0	N			
	05J Fair Housing Activities (if CDBG, then subject to 570.201(e))																						
	05K Tenant/Landlord Counseling 570.201(e)																						
	05L Child Care Services 570.201(e)				96	0	96	96		77					173	0	0%	H	128,189	Y	C		
	05M Health Services 570.201(e)				100	0	100	0		0					0	0	####	H	0	Y	C		
	05N Abused and Neglected Children 570.201(e)				100	0	100	0		0					0	0	####	H	0	Y	C		
	05O Mental Health Services 570.201(e)				38	0	38	0		142					142	0	0%	H	10,000	Y	C		
	05P Screening for Lead-Based Paint/Lead Hazards Poison 570.201(e)																						
05Q Subsistence Payments 570.204				16	0	16	16		0					16	0	0%	H	0	Y	CE			
05R Homeownership Assistance (not direct) 570.204																							
05S Rental Housing Subsidies (if HOME, not part of 5% 570.204				50	0	50	50		75					125	0	0%	H	400,000	Y	CEH			
05T Security Deposits (if HOME, not part of 5% Admin c																							

**City of Las Vegas**

*Only complete blue sections.*

Low Priority Needs = Grey Shading

Housing and Community Development Activities	Needs	Current	Gap	5-Year Quantities												% of Goal	Priority Need: H, M, L	Dollars to Address	Plan to Fund? Y/N	Fund Source
				Year 1		Year 2		Year 3		Year 4		Year 5		Cumulative						
				Goal	Actual	Goal	Actual	Goal	Actual	Goal	Actual	Goal	Actual	Goal	Actual					
06 Interim Assistance 570.201(f)																				
07 Urban Renewal Completion 570.201(h)																				
08 Relocation 570.201(i)																				
09 Loss of Rental Income 570.201(j)																				
10 Removal of Architectural Barriers 570.201(k)	1	1	0	0	0	0								0	0	####	M	0	N	
11 Privately Owned Utilities 570.201(l)																				
12 Construction of Housing 570.201(m)	70	0	70	70	10									80	0	0%	H	453,148	Y	HO
13 Direct Homeownership Assistance 570.201(n)	44	0	44	44	3									47	0	0%	H	447,024	Y	HO
14A Rehab: Single-Unit Residential 570.202	101	0	101	101	106									207	0	0%	H	1,228,000	Y	CH
14B Rehab: Multi-Unit Residential 570.202	0	0	0	0	0									0	0	####	M	0	N	
14C Public Housing Modernization 570.202	0	0	0	0	0									0	0	####	M	0	N	
14D Rehab: Other Publicly-Owned Residential Buildings 570.202																				
14E Rehab: Publicly or Privately-Owned Commercial/Indu 570.202																				
14F Energy Efficiency Improvements 570.202	0	0	0	0	0									0	0	####	M	0	N	
14G Acquisition - for Rehabilitation 570.202	0	0	0	0	0									0	0	####	M	0	N	
14H Rehabilitation Administration 570.202	1	0	1	1	1									2	0	0%	H	0	Y	CH
14I Lead-Based/Lead Hazard Test/Abate 570.202	5	0	5	0	5									5	0	0%	H	0	Y	CH
15 Code Enforcement 570.202(c)	0	0	0	0	0									0	0	####	M	0	N	
16A Residential Historic Preservation 570.202(d)																				
16B Non-Residential Historic Preservation 570.202(d)																				
17A CI Land Acquisition/Disposition 570.203(a)																				
17B CI Infrastructure Development 570.203(a)																				
17C CI Building Acquisition, Construction, Rehabilitat 570.203(a)																				
17D Other Commercial/Industrial Improvements 570.203(a)																				
18A ED Direct Financial Assistance to For-Profits 570.203(b)																				
18B ED Technical Assistance 570.203(b)																				
18C Micro-Enterprise Assistance																				
19A HOME Admin/Planning Costs of PJ (not part of 5% Ad																				
19B HOME CHDO Operating Costs (not part of 5% Admin ca																				
19C CDBG Non-profit Organization Capacity Building																				
19D CDBG Assistance to Institutes of Higher Education																				
19E CDBG Operation and Repair of Foreclosed Property																				
19F Planned Repayment of Section 108 Loan Principal																				
19G Unplanned Repayment of Section 108 Loan Principal																				
19H State CDBG Technical Assistance to Grantees																				
20 Planning 570.205																				
21A General Program Administration 570.206	2	2	0	2	2									4	0	0%	H	1,050,323	Y	CE
21B Indirect Costs 570.206																				
21D Fair Housing Activities (subject to 20% Admin cap) 570.206	0	0	0	0	0									0	0	####	H	0	Y	C
21E Submissions or Applications for Federal Programs 570.206																				
21F HOME Rental Subsidy Payments (subject to 5% cap)																				
21G HOME Security Deposits (subject to 5% cap)																				
21H HOME Admin/Planning Costs of PJ (subject to 5% cap	1	1	0	1	1									2	0	0%	H	228,127	Y	H
21I HOME CHDO Operating Expenses (subject to 5% cap)	3	0	3	0	0									0	0	####	H	0	Y	H
22 Unprogrammed Funds																				

**City of Las Vegas**

*Only complete blue sections.*

Low Priority Needs = Grey Shading

Housing and Community Development Activities				5-Year Quantities													% of Goal	Priority Need: H, M, L	Dollars to Address	Plan to Fund? Y/N	Fund Source
				Year 1		Year 2		Year 3		Year 4		Year 5		Cumulative							
				Goal	Actual	Goal	Actual	Goal	Actual	Goal	Actual	Goal	Actual	Goal	Actual						
HOPWA	31J Facility based housing – development	12	0	12	0		0								0	0	####	H	0	Y	A
	31K Facility based housing - operations	85	33	52	19		44								63	0	0%	H	81,320	Y	A
	31G Short term rent mortgage utility payments	1375	880	495	1,220		693								1913	0	0%	H	313,206	Y	A
	31F Tenant based rental assistance	70	20	50	4		0								4	0	0%	H	0	Y	A
	31E Supportive service	2300	1758	542	1,485		1221								2706	0	0%	H	318,988	Y	A
	31I Housing information services	3000	2522	478	2,650		3882								6532	0	0%	H	26,250	Y	A
	31H Resource identification	400	260	140	400		0								400	0	0%	H	0	Y	A
	31B Administration - grantee	1	1	0	1		1								2	0	0%	H	26,910	Y	A
	31D Administration - project sponsor	8	8	0	5		8								13	0	0%	H	50,326	Y	A
CDBG	Acquisition of existing rental units	1	0	1	0		0								0	0	####	H	0	Y	C
	Production of new rental units	0	0	0	0		0								0	0	####	M	0	N	
	Rehabilitation of existing rental units	0	0	0	0		0								0	0	####	M	0	N	
	Rental assistance	73	0	73	73		73								146	0	0%	H	70000	Y	C
	Acquisition of existing owner units	0	0	0	0		0								0	0	####	M	0	N	
	Production of new owner units	0	0	0	0		0								0	0	####	M	0	N	
	Rehabilitation of existing owner units	84	0	84	84		91								175	0	0%	H	428,000	Y	C
Homeownership assistance	0	0	0	0		0								0	0	####	M	0	N		
HOME	Acquisition of existing rental units	0	0	0	0		0								0	0	####	H	0	Y	H
	Production of new rental units	70	0	70	70		10								80	0	0%	H	853148	Y	H
	Rehabilitation of existing rental units	0	0	0	0		0								0	0	####	H	0	Y	H
	Rental assistance	50	0	50	50		75								125	0	0%	H	600000	Y	H
	Acquisition of existing owner units	0	0	0	0		0								0	0	####	H	0	Y	H
	Production of new owner units	0	0	0	0		0								0	0	####	H	0	Y	H
	Rehabilitation of existing owner units	17	0	17	17		15								32	0	0%	H	600000	Y	H
Homeownership assistance	45	0	45	45		3								48	0	0%	H	47024	Y	HO	
<b>Totals</b>		34264	5502	28762	32430	0	54825	0	0	0	0	0	0	0	87255	0	####				

**City of Las Vegas**

*Only complete blu*

HOPWA Performance Chart 1	Needs	Current	Gap	Year 1						Year 2							
				Outputs Households				Funding		Outputs Households				Funding			
				HOPWA Assistance		Non-HOPWA				HOPWA Assistance		Non-HOPWA					
				Goal	Actual	Goal	Actual	HOPWA Budget	HOPWA Actual	Leveraged Non-HOPWA	Goal	Actual	Goal	Actual	HOPWA Budget	HOPWA Actual	Leveraged Non-HOPWA
Tenant-based Rental Assistance	70	20	50	4				18062		50000	0				0		0
Short-term Rent, Mortgage and Utility payments	1375	880	495	1220				380400		440456	693				313206		792,866
Facility-based Programs	6	4	2	4				0		0	3				0		0
Units in facilities supported with operating costs	85	33	52	19				14873		90385	44				81320		295111
Units in facilities developed with capital funds and placed in service during the program year	0	0	0	0				0		0	0				0		0
Units in facilities being developed with capital funding but not yet opened (show units of housing planned)	12	0	12	0				0		0	0				0		0
Stewardship (developed with HOPWA but no current operation or other costs) Units of housing subject to three- or ten-year use agreements	0	0	0	0				0		0	0				0		0
Adjustment for duplication of households (i.e., moving between types of housing)				0							0						
<b>Subtotal unduplicated number of households/units of housing assisted</b>	<b>1548</b>	<b>937</b>	<b>611</b>	<b>1247</b>	<b>0</b>	<b>0</b>	<b>0</b>	<b>413335</b>	<b>0</b>	<b>580841</b>	<b>740</b>	<b>0</b>	<b>0</b>	<b>0</b>	<b>394526</b>	<b>0</b>	<b>1087977</b>
<b>Supportive Services</b>				Outputs Individuals						Outputs Individuals							
Supportive Services in conjunction with housing activities (for households above in HOPWA or leveraged other units)	2300	1758	542	1485				258630		1826647	1221				318988		1354398
<b>Housing Placement Assistance</b>				Outputs Individuals						Outputs Individuals							
Housing Information Services	3000	2522	478	2650				135539		100000	3882				26250		266343
Permanent Housing Placement Services	400	260	140	400				0		0	10				0		0
<b>Housing Development, Administration, and Management Services</b>																	
Resource Identification to establish, coordinate and develop housing assistance resources								2000		0					0		0
Project Outcomes/Program Evaluation (if approved)																	
Grantee Administration (maximum 3% of total) (i.e., costs for general management, oversight, coordination, evaluation, and reporting)								26580		0					26910		0
Project Sponsor Administration (maximum 7% of total) (i.e., costs for general management, oversight, coordination, evaluation, and reporting)								49916		0					50326		0

# City of Las Vegas

HOPWA Performance Chart 1	Needs	Current	Gap	Cumulative									Priority Need: H, M, L	Plan to Fund? Y/N	Fund Source
				Outputs Households						Funding					
				HOPWA Assistance			Non-HOPWA			HOPWA Budget	HOPWA Actual	Leveraged Non-HOPWA			
				Goal	Actual	% of Goal	Goal	Actual	% of Goal						
Tenant-based Rental Assistance	70	20	50	4	0	0%	0	0	####	18062	0	50000	H	Y	AO
Short-term Rent, Mortgage and Utility payments	1375	880	495	1913	0	0%	0	0	####	693606	0	1233322	H	Y	AO
Facility-based Programs	6	4	2	7	0	0%	0	0	####	0	0	0	H	Y	AO
Units in facilities supported with operating costs	85	33	52	63	0	0%	0	0	####	96193	0	385496	H	Y	AO
Units in facilities developed with capital funds and placed in service during the program year	0	0	0	0	0	###	0	0	####	0	0	0	L	N	
Units in facilities being developed with capital funding but not yet opened (show units of housing planned)	12	0	12	0	0	###	0	0	####	0	0	0	H	Y	AO
Stewardship (developed with HOPWA but no current operation or other costs) Units of housing subject to three- or ten-year use agreements	0	0	0	0	0	###	0	0	####	0	0	0	L	N	
Adjustment for duplication of households (i.e., moving between types of housing)				0											
<b>Subtotal unduplicated number of households/units of housing assisted</b>	1548	937	611	1987	0		0	0		807861	0	1668818			
<b>Supportive Services</b>				Outputs Individuals											
Supportive Services in conjunction with housing activities (for households above in HOPWA or leveraged other units)	2300	1758	542	2706	0	0%	0	0	####	577618	0	3181045	H	Y	AO
<b>Housing Placement Assistance</b>															
Housing Information Services	3000	2522	478	6532	0	0%	0	0	####	161789	0	366343	H	Y	AO
Permanent Housing Placement Services	400	260	140	410	0	0%	0	0	####	0	0	0	H	Y	AO
<b>Housing Development, Administration, and Management Services</b>															
Resource Identification to establish, coordinate and develop housing assistance resources													H	Y	AO
Project Outcomes/Program Evaluation (if approved)													L	N	
Grantee Administration (maximum 3% of total) (i.e., costs for general management, oversight, coordination, evaluation, and reporting)													H	Y	A
Project Sponsor Administration (maximum 7% of total) (i.e., costs for general management, oversight, coordination, evaluation, and reporting)													H	Y	AO

## Attachment 6 - Project Worksheets

CPMP Version 1.3

Grantee Name: **City of Las Vegas**

<b>Project Name:</b> City of Las Vegas (CLV) Administration and Fair Housing - CDBG							
<b>Description:</b>	<b>IDIS Project #:</b> 1 <b>UOG Code:</b> NV320108 LAS VEGAS						
Funds will be used to administer CDBG funds and fair housing activities in the City of Las Vegas.							
<b>Location:</b> Neighborhood Services Dept., 400 Stewart Ave, Las Vegas, NV 89101	<b>Priority Need Category</b>						
<b>Select one:</b>	Planning/Administration ▼						
<b>Explanation:</b>							
<b>Expected Completion Date:</b> 6/30/2008							
<input type="radio"/> Objective Category <input type="radio"/> Decent Housing <input type="radio"/> Suitable Living Environment <input type="radio"/> Economic Opportunity							
<b>Specific Objectives</b>							
Outcome Categories	1						
<input type="checkbox"/> Availability/Accessibility	2						
<input type="checkbox"/> Affordability	3						
<input type="checkbox"/> Sustainability							
<b>Project-level Accomplishments</b>	Accompl. Type: ▼	<b>Proposed</b>			Accompl. Type: ▼	<b>Proposed</b>	
		<b>Underway</b>				<b>Underway</b>	
		<b>Complete</b>				<b>Complete</b>	
	Accompl. Type: ▼	<b>Proposed</b>			Accompl. Type: ▼	<b>Proposed</b>	
		<b>Underway</b>				<b>Underway</b>	
		<b>Complete</b>				<b>Complete</b>	
	Accompl. Type: ▼	<b>Proposed</b>			Accompl. Type: ▼	<b>Proposed</b>	
		<b>Underway</b>				<b>Underway</b>	
		<b>Complete</b>				<b>Complete</b>	
<b>Proposed Outcome</b>		<b>Performance Measure</b>		<b>Actual Outcome</b>			
21A General Program Administration 570.206 ▼		Matrix Codes ▼					
21D Fair Housing Activities (subject to 20% Admin cap) 570.20 ▼		Matrix Codes ▼					
Matrix Codes ▼		Matrix Codes ▼					
<b>Program Year 2</b>	CDBG ▼	<b>Proposed Amt.</b>	\$1,050,323		Fund Source: ▼	<b>Proposed Amt.</b>	
		<b>Actual Amount</b>				<b>Actual Amount</b>	
	Fund Source: ▼	<b>Proposed Amt.</b>			Fund Source: ▼	<b>Proposed Amt.</b>	
		<b>Actual Amount</b>				<b>Actual Amount</b>	
	Accompl. Type: ▼	<b>Proposed Units</b>			Accompl. Type: ▼	<b>Proposed Units</b>	
		<b>Actual Units</b>				<b>Actual Units</b>	
	Accompl. Type: ▼	<b>Proposed Units</b>			Accompl. Type: ▼	<b>Proposed Units</b>	
		<b>Actual Units</b>				<b>Actual Units</b>	

<b>Project Name:</b> CLV Administration - ESG						
<b>Description:</b>	<b>IDIS Project #:</b> 2 <b>UOG Code:</b> NV320108 LAS VEGAS					
Funds will be used to administer ESG funds in the City of Las Vegas.						
<b>Location:</b> Neighborhood Services Dept., 400 Stewart Ave, Las Vegas, NV 89101	<b>Priority Need Category</b> Select one: Planning/Administration ▼					
<b>Expected Completion Date:</b> 6/30/2008	<b>Explanation:</b>					
<input type="radio"/> Objective Category <input type="radio"/> Decent Housing <input type="radio"/> Suitable Living Environment <input type="radio"/> Economic Opportunity	<b>Specific Objectives</b>					
Outcome Categories	1					
<input type="checkbox"/> Availability/Accessibility	2					
<input type="checkbox"/> Affordability	3					
<input type="checkbox"/> Sustainability						
<b>Project-level Accomplishments</b>	Accompl. Type: ▼ Proposed		Accompl. Type: ▼ Proposed			
	Underway		Underway			
	Complete		Complete			
	Accompl. Type: ▼ Proposed		Accompl. Type: ▼ Proposed			
	Underway		Underway			
	Complete		Complete			
	Accompl. Type: ▼ Proposed		Accompl. Type: ▼ Proposed			
	Underway		Underway			
	Complete		Complete			
<b>Proposed Outcome</b>	<b>Performance Measure</b>	<b>Actual Outcome</b>				
21A General Program Administration 570.206 ▼	Matrix Codes ▼					
Matrix Codes ▼	Matrix Codes ▼					
Matrix Codes ▼	Matrix Codes ▼					
<b>Program Year 2</b>	ESG ▼	Proposed Amt.	11,325	Fund Source: ▼	Proposed Amt.	
		Actual Amount			Actual Amount	
	Fund Source: ▼	Proposed Amt.		Fund Source: ▼	Proposed Amt.	
		Actual Amount			Actual Amount	
	Accompl. Type: ▼	Proposed Units		Accompl. Type: ▼	Proposed Units	
		Actual Units			Actual Units	
	Accompl. Type: ▼	Proposed Units		Accompl. Type: ▼	Proposed Units	
		Actual Units			Actual Units	

<b>Project Name:</b> CLV Administration - HOME						
<b>Description:</b>	<b>IDIS Project #:</b> 3 <b>UOG Code:</b> NV320108 LAS VEGAS					
Funds will be used to administer HOME funds in the City of Las Vegas.						
<b>Location:</b> Neighborhood Services Dept., 400 Stewart Ave, Las Vegas, NV 89101	<b>Priority Need Category</b> Select one: Planning/Administration ▼					
<b>Explanation:</b>						
<b>Expected Completion Date:</b> 6/30/2008						
Objective Category <input type="radio"/> Decent Housing <input type="radio"/> Suitable Living Environment <input type="radio"/> Economic Opportunity						
<b>Specific Objectives</b>						
Outcome Categories	1					
<input type="checkbox"/> Availability/Accessibility	2					
<input type="checkbox"/> Affordability	3					
<input type="checkbox"/> Sustainability						
<b>Project-level Accomplishments</b>	Accompl. Type: ▼ Proposed		Accompl. Type: ▼ Proposed			
	Underway		Underway			
	Complete		Complete			
	Accompl. Type: ▼ Proposed		Accompl. Type: ▼ Proposed			
	Underway		Underway			
	Complete		Complete			
	Accompl. Type: ▼ Proposed		Accompl. Type: ▼ Proposed			
	Underway		Underway			
	Complete		Complete			
<b>Proposed Outcome</b>	<b>Performance Measure</b>	<b>Actual Outcome</b>				
21H HOME Admin/Planning Costs of PJ (subject to 5% cap) ▼	Matrix Codes ▼					
Matrix Codes ▼	Matrix Codes ▼					
Matrix Codes ▼	Matrix Codes ▼					
<b>Program Year 2</b>	HOME ▼	<b>Proposed Amt.</b>	228,127	Fund Source: ▼	<b>Proposed Amt.</b>	
		<b>Actual Amount</b>			<b>Actual Amount</b>	
	Fund Source: ▼	<b>Proposed Amt.</b>		Fund Source: ▼	<b>Proposed Amt.</b>	
		<b>Actual Amount</b>			<b>Actual Amount</b>	
	Accompl. Type: ▼	<b>Proposed Units</b>		Accompl. Type: ▼	<b>Proposed Units</b>	
		<b>Actual Units</b>			<b>Actual Units</b>	
	Accompl. Type: ▼	<b>Proposed Units</b>		Accompl. Type: ▼	<b>Proposed Units</b>	
		<b>Actual Units</b>			<b>Actual Units</b>	

<b>Project Name:</b> CLV Administration - HOPWA						
<b>Description:</b>	<b>IDIS Project #:</b> 4 <b>UOG Code:</b> NV320108 LAS VEGAS					
Funds will be used to administer HOPWA funds in the City of Las Vegas.						
<b>Location:</b> Neighborhood Services Dept., 400 Stewart Ave, Las Vegas, NV 89101	<b>Priority Need Category</b> Select one: Planning/Administration ▼					
<b>Explanation:</b>						
<b>Expected Completion Date:</b> 6/30/2008						
Objective Category <input type="radio"/> Decent Housing <input type="radio"/> Suitable Living Environment <input type="radio"/> Economic Opportunity						
<b>Specific Objectives</b>						
Outcome Categories	1 Increase range of housing options & related services for persons w/ special needs ▼					
<input type="checkbox"/> Availability/Accessibility	2 ▼					
<input type="checkbox"/> Affordability	3 ▼					
<input type="checkbox"/> Sustainability						
<b>Project-level Accomplishments</b>	Accompl. Type: ▼ Proposed		Accompl. Type: ▼ Proposed			
	Underway		Underway			
	Complete		Complete			
	Accompl. Type: ▼ Proposed		Accompl. Type: ▼ Proposed			
	Underway		Underway			
	Complete		Complete			
	Accompl. Type: ▼ Proposed		Accompl. Type: ▼ Proposed			
	Underway		Underway			
	Complete		Complete			
<b>Proposed Outcome</b>	<b>Performance Measure</b>	<b>Actual Outcome</b>				
31B Administration - grantee ▼	Matrix Codes ▼					
Matrix Codes ▼	Matrix Codes ▼					
Matrix Codes ▼	Matrix Codes ▼					
<b>Program Year 2</b>	HOPWA ▼	<b>Proposed Amt.</b>	26,910	Fund Source: ▼	<b>Proposed Amt.</b>	
		<b>Actual Amount</b>			<b>Actual Amount</b>	
	Fund Source: ▼	<b>Proposed Amt.</b>		Fund Source: ▼	<b>Proposed Amt.</b>	
		<b>Actual Amount</b>			<b>Actual Amount</b>	
	Accompl. Type: ▼	<b>Proposed Units</b>		Accompl. Type: ▼	<b>Proposed Units</b>	
		<b>Actual Units</b>			<b>Actual Units</b>	
	Accompl. Type: ▼	<b>Proposed Units</b>		Accompl. Type: ▼	<b>Proposed Units</b>	
		<b>Actual Units</b>			<b>Actual Units</b>	

<b>Project Name:</b> CLV East Las Vegas Community Center Bond Payment						
<b>Description:</b>	<b>IDIS Project #:</b> 5 <b>UOG Code:</b> NV320108 LAS VEGAS Bond Payment for East Las Vegas Community Center.					
<b>Location:</b> 250 N Eastern, Las Vegas, NV 89101	<b>Priority Need Category</b> <b>Select one:</b> Public Facilities ▼					
<b>Expected Completion Date:</b> 6/30/2008	<b>Explanation:</b>					
<b>Objective Category</b> <input type="radio"/> Decent Housing <input checked="" type="radio"/> Suitable Living Environment <input type="radio"/> Economic Opportunity	<b>Specific Objectives</b>					
<b>Outcome Categories</b>	1 Improve quality / increase quantity of neighborhood facilities for low-income persons ▼					
<input checked="" type="checkbox"/> Availability/Accessibility	2 ▼					
<input type="checkbox"/> Affordability	3 ▼					
<input type="checkbox"/> Sustainability						
<b>Project-level Accomplishments</b>	Accompl. Type: ▼ Proposed		Accompl. Type: ▼ Proposed			
	Underway		Underway			
	Complete		Complete			
	Accompl. Type: ▼ Proposed		Accompl. Type: ▼ Proposed			
	Underway		Underway			
	Complete		Complete			
	Accompl. Type: ▼ Proposed		Accompl. Type: ▼ Proposed			
	Underway		Underway			
	Complete		Complete			
<b>Proposed Outcome</b>	<b>Performance Measure</b>	<b>Actual Outcome</b>				
03 Public Facilities and Improvements (General) 570.201(c) ▼	Matrix Codes ▼	Matrix Codes ▼				
Matrix Codes ▼	Matrix Codes ▼	Matrix Codes ▼				
Matrix Codes ▼	Matrix Codes ▼	Matrix Codes ▼				
<b>Program Year 2</b>	CDBG ▼	<b>Proposed Amt.</b>	\$1,044,606	Fund Source: ▼	<b>Proposed Amt.</b>	
		<b>Actual Amount</b>			<b>Actual Amount</b>	
	Fund Source: ▼	<b>Proposed Amt.</b>		Fund Source: ▼	<b>Proposed Amt.</b>	
		<b>Actual Amount</b>			<b>Actual Amount</b>	
	Accompl. Type: ▼	<b>Proposed Units</b>		Accompl. Type: ▼	<b>Proposed Units</b>	
		<b>Actual Units</b>			<b>Actual Units</b>	
	Accompl. Type: ▼	<b>Proposed Units</b>		Accompl. Type: ▼	<b>Proposed Units</b>	
		<b>Actual Units</b>			<b>Actual Units</b>	

<b>Project Name:</b> CLV HOPWA Future Projects						
<b>Description:</b>	<b>IDIS Project #:</b> 6 <b>UOG Code:</b> NV320108 LAS VEGAS					
Funds for future HOPWA housing projects.						
<b>Location:</b> Clark County EMSA	<b>Priority Need Category</b> <b>Select one:</b> Homeless/HIV/AIDS ▼					
<b>Expected Completion Date:</b> 6/30/2008	<b>Explanation:</b> Assist 20 individuals with HIV/AIDS and their family members with STRMU assistance and supportive services to prevent homelessness, and increase housing affordability for the purpose of providing decent affordable housing.					
<b>Objective Category</b> <input checked="" type="radio"/> Decent Housing <input type="radio"/> Suitable Living Environment <input type="radio"/> Economic Opportunity	<b>Specific Objectives</b>					
<b>Outcome Categories</b>	1 Increase range of housing options & related services for persons w/ special needs ▼					
<input type="checkbox"/> Availability/Accessibility <input checked="" type="checkbox"/> Affordability <input type="checkbox"/> Sustainability	2 ▼					
	3 ▼					
<b>Project-level Accomplishments</b>	11 Public Facilities ▼	<b>Proposed</b> 20		<b>Accompl. Type:</b> ▼	<b>Proposed</b>	
		<b>Underway</b>			<b>Underway</b>	
		<b>Complete</b>			<b>Complete</b>	
	<b>Accompl. Type:</b> ▼	<b>Proposed</b>		<b>Accompl. Type:</b> ▼	<b>Proposed</b>	
		<b>Underway</b>			<b>Underway</b>	
		<b>Complete</b>			<b>Complete</b>	
	<b>Accompl. Type:</b> ▼	<b>Proposed</b>		<b>Accompl. Type:</b> ▼	<b>Proposed</b>	
		<b>Underway</b>			<b>Underway</b>	
		<b>Complete</b>			<b>Complete</b>	
<b>Proposed Outcome</b>	<b>Performance Measure</b>	<b>Actual Outcome</b>				
See Explanation above.	Tenant-Based Rental Assistance					
31G Short term rent mortgage utility payments ▼	Matrix Codes ▼					
Matrix Codes ▼	Matrix Codes ▼					
Matrix Codes ▼	Matrix Codes ▼					
<b>Program Year 2</b>	HOPWA ▼	<b>Proposed Amt.</b> 14,550		<b>Fund Source:</b> ▼	<b>Proposed Amt.</b>	
		<b>Actual Amount</b>			<b>Actual Amount</b>	
	<b>Fund Source:</b> ▼	<b>Proposed Amt.</b>		<b>Fund Source:</b> ▼	<b>Proposed Amt.</b>	
		<b>Actual Amount</b>			<b>Actual Amount</b>	
	01 People ▼	<b>Proposed Units</b> 20		<b>Accompl. Type:</b> ▼	<b>Proposed Units</b>	
		<b>Actual Units</b>			<b>Actual Units</b>	
	<b>Accompl. Type:</b> ▼	<b>Proposed Units</b>		<b>Accompl. Type:</b> ▼	<b>Proposed Units</b>	
		<b>Actual Units</b>			<b>Actual Units</b>	

<b>Project Name:</b>		CLV Future Public Facilities and Improvements Projects					
<b>Description:</b>		<b>IDIS Project #:</b>	7	<b>UOG Code:</b>	NV320108 LAS VEGAS		
Funds for improvements to public infrastructure or public facilities that serve low and moderate income persons.							
<b>Location:</b>		<b>Priority Need Category</b>					
City of Las Vegas CDBG-Eligible Areas		<b>Select one:</b>		Public Facilities ▼			
<b>Explanation:</b>							
<b>Expected Completion Date:</b>		Complete two projects that will increase the availability/accessibility of public facilities or public infrastructure activities that serve low and moderate income persons for the purpose of creating suitable living environments					
6/30/2008							
<input type="radio"/> Objective Category <input type="radio"/> Decent Housing <input checked="" type="radio"/> Suitable Living Environment <input type="radio"/> Economic Opportunity							
<b>Specific Objectives</b>							
Outcome Categories		1	Improve quality / increase quantity of public improvements for lower income persons ▼				
<input checked="" type="checkbox"/> Availability/Accessibility <input type="checkbox"/> Affordability <input type="checkbox"/> Sustainability		2	▼				
		3	▼				
<b>Project-level Accomplishments</b>	Other ▼	<b>Proposed</b>	2		Accompl. Type: ▼	<b>Proposed</b>	
		<b>Underway</b>				<b>Underway</b>	
		<b>Complete</b>				<b>Complete</b>	
	Accompl. Type: ▼	<b>Proposed</b>			Accompl. Type: ▼	<b>Proposed</b>	
		<b>Underway</b>				<b>Underway</b>	
		<b>Complete</b>				<b>Complete</b>	
	Accompl. Type: ▼	<b>Proposed</b>			Accompl. Type: ▼	<b>Proposed</b>	
		<b>Underway</b>				<b>Underway</b>	
		<b>Complete</b>				<b>Complete</b>	
<b>Proposed Outcome</b>		<b>Performance Measure</b>			<b>Actual Outcome</b>		
See Explanation above.		Public Facility or Infrastructure					
03 Public Facilities and Improvements (General) 570.201(c) ▼				Matrix Codes ▼			
Matrix Codes ▼				Matrix Codes ▼			
Matrix Codes ▼				Matrix Codes ▼			
<b>Program Year 2</b>	CDBG ▼	<b>Proposed Amt.</b>	1,610,913		Fund Source: ▼	<b>Proposed Amt.</b>	
		<b>Actual Amount</b>				<b>Actual Amount</b>	
	Fund Source: ▼	<b>Proposed Amt.</b>			Fund Source: ▼	<b>Proposed Amt.</b>	
		<b>Actual Amount</b>				<b>Actual Amount</b>	
	11 Public Facilities: ▼	<b>Proposed Units</b>		2	Accompl. Type: ▼	<b>Proposed Units</b>	
		<b>Actual Units</b>				<b>Actual Units</b>	
	Accompl. Type: ▼	<b>Proposed Units</b>			Accompl. Type: ▼	<b>Proposed Units</b>	
		<b>Actual Units</b>				<b>Actual Units</b>	

<b>Project Name:</b> CLV Future Rental Housing Construction Projects						
<b>Description:</b>	<b>IDIS Project #:</b> 8 <b>UOG Code:</b> NV320108 LAS VEGAS Funds will be used to construct new affordable rental housing for low and moderate-income households. CHDO Activity					
<b>Location:</b> City of Las Vegas	<b>Priority Need Category</b> <b>Select one:</b> Rental Housing ▼					
<b>Expected Completion Date:</b> 6/30/2008	<b>Explanation:</b> 10 new housing units will have improved affordability for low-income households by providing decent affordable rental housing.					
<b>Objective Category</b> <input checked="" type="radio"/> Decent Housing <input type="radio"/> Suitable Living Environment <input type="radio"/> Economic Opportunity	<b>Specific Objectives</b>					
<b>Outcome Categories</b>	1 Increase the supply of affordable rental housing ▼					
<input type="checkbox"/> Availability/Accessibility <input checked="" type="checkbox"/> Affordability <input type="checkbox"/> Sustainability	2 ▼ 3 ▼					
<b>Project-level Accomplishments</b>	10 Housing Units ▼	<b>Proposed</b> 10		<b>Accompl. Type:</b> ▼	<b>Proposed</b>	
		<b>Underway</b>			<b>Underway</b>	
		<b>Complete</b>			<b>Complete</b>	
	<b>Accompl. Type:</b> ▼	<b>Proposed</b>		<b>Accompl. Type:</b> ▼	<b>Proposed</b>	
		<b>Underway</b>			<b>Underway</b>	
		<b>Complete</b>			<b>Complete</b>	
	<b>Accompl. Type:</b> ▼	<b>Proposed</b>		<b>Accompl. Type:</b> ▼	<b>Proposed</b>	
		<b>Underway</b>			<b>Underway</b>	
		<b>Complete</b>			<b>Complete</b>	
<b>Proposed Outcome</b>	<b>Performance Measure</b>	<b>Actual Outcome</b>				
See Explanation above.	Rental Units Constructed					
12 Construction of Housing 570.201(m) ▼	Matrix Codes ▼					
Matrix Codes ▼	Matrix Codes ▼					
Matrix Codes ▼	Matrix Codes ▼					
<b>Program Year 2</b>	HOME ▼	<b>Proposed Amt.</b> 853,148		<b>Fund Source:</b> ▼	<b>Proposed Amt.</b>	
		<b>Actual Amount</b>			<b>Actual Amount</b>	
	<b>Fund Source:</b> ▼	<b>Proposed Amt.</b>		<b>Fund Source:</b> ▼	<b>Proposed Amt.</b>	
		<b>Actual Amount</b>			<b>Actual Amount</b>	
	10 Housing Units ▼	<b>Proposed Units</b> 10		<b>Accompl. Type:</b> ▼	<b>Proposed Units</b>	
		<b>Actual Units</b>			<b>Actual Units</b>	
	<b>Accompl. Type:</b> ▼	<b>Proposed Units</b>		<b>Accompl. Type:</b> ▼	<b>Proposed Units</b>	
		<b>Actual Units</b>			<b>Actual Units</b>	

<b>Project Name:</b> CLV Homebuyers Assistance Program										
<b>Description:</b>	<b>IDIS Project #:</b> 9 <b>UOG Code:</b> NV320108 LAS VEGAS									
Funds will be used to assist low and moderate income households with downpayment and closing costs to purchase a home.										
<b>Location:</b> City of Las Vegas	<b>Priority Need Category</b> <b>Select one:</b> Owner Occupied Housing ▼									
<b>Expected Completion Date:</b> 6/30/2008	<b>Explanation:</b> 3 households will have access to homeownership for the purpose of creating decent affordable housing.									
Objective Category <input checked="" type="radio"/> Decent Housing <input type="radio"/> Suitable Living Environment <input type="radio"/> Economic Opportunity	<b>Specific Objectives</b>									
Outcome Categories <input type="checkbox"/> Availability/Accessibility <input checked="" type="checkbox"/> Affordability <input type="checkbox"/> Sustainability	<table border="1"> <tr> <td>1</td> <td>Improve access to affordable owner housing</td> <td>▼</td> </tr> <tr> <td>2</td> <td>Improve access to affordable owner housing for minorities</td> <td>▼</td> </tr> <tr> <td>3</td> <td></td> <td>▼</td> </tr> </table>	1	Improve access to affordable owner housing	▼	2	Improve access to affordable owner housing for minorities	▼	3		▼
1	Improve access to affordable owner housing	▼								
2	Improve access to affordable owner housing for minorities	▼								
3		▼								
<b>Project-level Accomplishments</b>	04 Households ▼	<b>Proposed</b>	3		Accompl. Type: ▼	<b>Proposed</b>				
		<b>Underway</b>				<b>Underway</b>				
		<b>Complete</b>				<b>Complete</b>				
	Accompl. Type: ▼	<b>Proposed</b>			Accompl. Type: ▼	<b>Proposed</b>				
		<b>Underway</b>				<b>Underway</b>				
		<b>Complete</b>				<b>Complete</b>				
	Accompl. Type: ▼	<b>Proposed</b>			Accompl. Type: ▼	<b>Proposed</b>				
		<b>Underway</b>				<b>Underway</b>				
		<b>Complete</b>				<b>Complete</b>				
<b>Proposed Outcome</b>	<b>Performance Measure</b>	<b>Actual Outcome</b>								
See Explanation above.	Direct financial assistance to homebuyers									
13 Direct Homeownership Assistance 570.201(n) ▼				Matrix Codes ▼						
Matrix Codes ▼				Matrix Codes ▼						
Matrix Codes ▼				Matrix Codes ▼						
<b>Program Year 2</b>	Other ▼	<b>Proposed Amt.</b>	47,024		Fund Source: ▼	<b>Proposed Amt.</b>				
		<b>Actual Amount</b>				<b>Actual Amount</b>				
	Fund Source: ▼	<b>Proposed Amt.</b>			Fund Source: ▼	<b>Proposed Amt.</b>				
		<b>Actual Amount</b>				<b>Actual Amount</b>				
	04 Households ▼	<b>Proposed Units</b>		3	Accompl. Type: ▼	<b>Proposed Units</b>				
		<b>Actual Units</b>				<b>Actual Units</b>				
	Accompl. Type: ▼	<b>Proposed Units</b>			Accompl. Type: ▼	<b>Proposed Units</b>				
		<b>Actual Units</b>				<b>Actual Units</b>				

<b>Project Name:</b> CLV Safekey Before and After School Programs						
<b>Description:</b>	<b>IDIS Project #:</b> 10 <b>UOG Code:</b> NV320108 LAS VEGAS Funds to be used to provide scholarships to attend before and after school Safekey programs.					
<b>Location:</b> City of Las Vegas, NV	<b>Priority Need Category</b> <b>Select one:</b> Public Services ▼					
<b>Expected Completion Date:</b> 6/30/2008	<b>Explanation:</b> Assist 105 low and moderate income children in sustaining public services for the purpose of providing economic opportunities.					
<input type="checkbox"/> Objective Category <input type="radio"/> Decent Housing <input type="radio"/> Suitable Living Environment <input checked="" type="radio"/> Economic Opportunity	<b>Specific Objectives</b>					
Outcome Categories	1 Improve the services for low/mod income persons ▼					
<input type="checkbox"/> Availability/Accessibility	2 ▼					
<input type="checkbox"/> Affordability	3 ▼					
<input checked="" type="checkbox"/> Sustainability						
<b>Project-level Accomplishments</b>	01 People ▼	<b>Proposed</b> 105		Accompl. Type: ▼	<b>Proposed</b>	
		<b>Underway</b>			<b>Underway</b>	
		<b>Complete</b>			<b>Complete</b>	
	Accompl. Type: ▼	<b>Proposed</b>		Accompl. Type: ▼	<b>Proposed</b>	
		<b>Underway</b>			<b>Underway</b>	
		<b>Complete</b>			<b>Complete</b>	
	Accompl. Type: ▼	<b>Proposed</b>		Accompl. Type: ▼	<b>Proposed</b>	
		<b>Underway</b>			<b>Underway</b>	
		<b>Complete</b>			<b>Complete</b>	
<b>Proposed Outcome</b>	<b>Performance Measure</b>	<b>Actual Outcome</b>				
See Explanation above.	Public service					
05D Youth Services 570.201(e) ▼	Matrix Codes ▼					
Matrix Codes ▼	Matrix Codes ▼					
Matrix Codes ▼	Matrix Codes ▼					
<b>Program Year 2</b>	CDBG ▼	<b>Proposed Amt.</b> 60,000		Fund Source: ▼	<b>Proposed Amt.</b>	
		<b>Actual Amount</b>			<b>Actual Amount</b>	
	Fund Source: ▼	<b>Proposed Amt.</b>		Fund Source: ▼	<b>Proposed Amt.</b>	
		<b>Actual Amount</b>			<b>Actual Amount</b>	
	01 People ▼	<b>Proposed Units</b> 105		Accompl. Type: ▼	<b>Proposed Units</b>	
		<b>Actual Units</b>			<b>Actual Units</b>	
	Accompl. Type: ▼	<b>Proposed Units</b>		Accompl. Type: ▼	<b>Proposed Units</b>	
		<b>Actual Units</b>			<b>Actual Units</b>	

<b>Project Name:</b>		CLV Single-Family Rehabilitation and Implementation Program					
<b>Description:</b>		<b>IDIS Project #:</b>	11	<b>UOG Code:</b>	NV320108 LAS VEGAS		
Funds will be used to assist low and moderate income homeowners in making necessary repairs to their homes and improve the housing stock in the City of Las Vegas.							
<b>Location:</b>		<b>Priority Need Category</b>					
City of Las Vegas CDBG-Eligible Census Tracts		<b>Select one:</b>		Owner Occupied Housing ▼			
<b>Explanation:</b>							
<b>Expected Completion Date:</b>		16 housing units will be rehabilitated to have sustained affordable housing for the purpose of providing decent affordable housing					
6/30/2008							
Objective Category							
<input checked="" type="radio"/> Decent Housing <input type="radio"/> Suitable Living Environment <input type="radio"/> Economic Opportunity							
<b>Specific Objectives</b>							
Outcome Categories		1	Improve the quality of owner housing ▼				
<input type="checkbox"/> Availability/Accessibility <input type="checkbox"/> Affordability <input checked="" type="checkbox"/> Sustainability		2	▼				
		3	▼				
<b>Project-level Accomplishments</b>	10 Housing Units ▼	<b>Proposed</b>	16		Accompl. Type: ▼	<b>Proposed</b>	
		<b>Underway</b>				<b>Underway</b>	
		<b>Complete</b>				<b>Complete</b>	
	Accompl. Type: ▼	<b>Proposed</b>			Accompl. Type: ▼	<b>Proposed</b>	
		<b>Underway</b>				<b>Underway</b>	
		<b>Complete</b>				<b>Complete</b>	
	Accompl. Type: ▼	<b>Proposed</b>			Accompl. Type: ▼	<b>Proposed</b>	
		<b>Underway</b>				<b>Underway</b>	
		<b>Complete</b>				<b>Complete</b>	
<b>Proposed Outcome</b>		<b>Performance Measure</b>			<b>Actual Outcome</b>		
See Explanation above.		Owner-occupied units rehabilitated					
14A Rehab; Single-Unit Residential 570.202 ▼				Matrix Codes ▼			
Matrix Codes ▼				Matrix Codes ▼			
Matrix Codes ▼				Matrix Codes ▼			
<b>Program Year 2</b>	CDBG ▼	<b>Proposed Amt.</b>	200,000		Fund Source: ▼	<b>Proposed Amt.</b>	
		<b>Actual Amount</b>				<b>Actual Amount</b>	
	Fund Source: ▼	<b>Proposed Amt.</b>			Fund Source: ▼	<b>Proposed Amt.</b>	
		<b>Actual Amount</b>				<b>Actual Amount</b>	
	10 Housing Units ▼	<b>Proposed Units</b>	16		Accompl. Type: ▼	<b>Proposed Units</b>	
		<b>Actual Units</b>				<b>Actual Units</b>	
	Accompl. Type: ▼	<b>Proposed Units</b>			Accompl. Type: ▼	<b>Proposed Units</b>	
		<b>Actual Units</b>				<b>Actual Units</b>	

<b>Project Name:</b>		CLV Single-Family Rehabilitation and Implementation Program					
<b>Description:</b>		<b>IDIS Project #:</b>	12	<b>UOG Code:</b>	NV320108 LAS VEGAS		
Funds will be used to assist low and moderate income homeowners in making necessary repairs to their homes and improve the housing stock in the City of Las Vegas.							
<b>Location:</b>		<b>Priority Need Category</b>					
City of Las Vegas		<b>Select one:</b>		Owner Occupied Housing ▼			
<b>Explanation:</b>							
<b>Expected Completion Date:</b>		15 housing units will be rehabilitated to have sustained affordable housing for the purpose of providing decent affordable housing					
6/30/2008							
<b>Objective Category</b>							
<input checked="" type="radio"/> Decent Housing <input type="radio"/> Suitable Living Environment <input type="radio"/> Economic Opportunity							
<b>Specific Objectives</b>							
<b>Outcome Categories</b>		1	Improve the quality of owner housing ▼				
<input type="checkbox"/> Availability/Accessibility <input type="checkbox"/> Affordability <input checked="" type="checkbox"/> Sustainability		2	▼				
		3	▼				
<b>Project-level Accomplishments</b>	10 Housing Units ▼	<b>Proposed</b>	15		<b>Accompl. Type:</b> ▼	<b>Proposed</b>	
		<b>Underway</b>				<b>Underway</b>	
		<b>Complete</b>				<b>Complete</b>	
	<b>Accompl. Type:</b> ▼	<b>Proposed</b>			<b>Accompl. Type:</b> ▼	<b>Proposed</b>	
		<b>Underway</b>				<b>Underway</b>	
		<b>Complete</b>				<b>Complete</b>	
	<b>Accompl. Type:</b> ▼	<b>Proposed</b>			<b>Accompl. Type:</b> ▼	<b>Proposed</b>	
		<b>Underway</b>				<b>Underway</b>	
		<b>Complete</b>				<b>Complete</b>	
<b>Proposed Outcome</b>		<b>Performance Measure</b>			<b>Actual Outcome</b>		
See Explanation above.		Owner-occupied units rehabilitated					
14A Rehab; Single-Unit Residential 570.202 ▼				Matrix Codes ▼			
Matrix Codes ▼				Matrix Codes ▼			
Matrix Codes ▼				Matrix Codes ▼			
<b>Program Year 2</b>	HOME ▼	<b>Proposed Amt.</b>	600,000		<b>Fund Source:</b> ▼	<b>Proposed Amt.</b>	
		<b>Actual Amount</b>				<b>Actual Amount</b>	
	<b>Fund Source:</b> ▼	<b>Proposed Amt.</b>			<b>Fund Source:</b> ▼	<b>Proposed Amt.</b>	
		<b>Actual Amount</b>				<b>Actual Amount</b>	
	10 Housing Units ▼	<b>Proposed Units</b>	15		<b>Accompl. Type:</b> ▼	<b>Proposed Units</b>	
		<b>Actual Units</b>				<b>Actual Units</b>	
	<b>Accompl. Type:</b> ▼	<b>Proposed Units</b>			<b>Accompl. Type:</b> ▼	<b>Proposed Units</b>	
		<b>Actual Units</b>				<b>Actual Units</b>	

<b>Project Name:</b> CLV Tenant-Based Rental Assistance Program							
<b>Description:</b>	<b>IDIS Project #:</b> 13 <b>UOG Code:</b> NV320108 LAS VEGAS						
Funds will be used to provide assistance to homeless persons and/or families with case management, child care assistance, transportation assistance, rental assistance, and utility assistance.							
<b>Location:</b> City of Las Vegas	<b>Priority Need Category</b> <b>Select one:</b> Homeless/HIV/AIDS ▼						
<b>Expected Completion Date:</b> 6/30/2008	<b>Explanation:</b> 53 households that received TBRA will receive improved access to affordable rental housing and prevent homelessness among at risk low and moderate income persons for the purpose of providing decent affordable housing						
Objective Category <input checked="" type="radio"/> Decent Housing <input type="radio"/> Suitable Living Environment <input type="radio"/> Economic Opportunity	<b>Specific Objectives</b>						
Outcome Categories	1 Increase the number of homeless persons moving into permanent housing ▼						
<input checked="" type="checkbox"/> Availability/Accessibility <input type="checkbox"/> Affordability <input type="checkbox"/> Sustainability	2 ▼						
	3 ▼						
<b>Project-level Accomplishments</b>	04 Households ▼	<b>Proposed</b> 53		Accompl. Type: ▼	<b>Proposed</b>		
		<b>Underway</b>			<b>Underway</b>		
		<b>Complete</b>			<b>Complete</b>		
	Accompl. Type: ▼	<b>Proposed</b>		Accompl. Type: ▼	<b>Proposed</b>		
		<b>Underway</b>			<b>Underway</b>		
		<b>Complete</b>			<b>Complete</b>		
	Accompl. Type: ▼	<b>Proposed</b>		Accompl. Type: ▼	<b>Proposed</b>		
		<b>Underway</b>			<b>Underway</b>		
		<b>Complete</b>			<b>Complete</b>		
<b>Proposed Outcome</b>	<b>Performance Measure</b>	<b>Actual Outcome</b>					
See Explanation above.	Public service						
05 Public Services (General) 570.201(e) ▼				Matrix Codes ▼			
Matrix Codes ▼				Matrix Codes ▼			
Matrix Codes ▼				Matrix Codes ▼			
<b>Program Year 2</b>	CDBG ▼	<b>Proposed Amt.</b>	\$70,000		Fund Source: ▼	<b>Proposed Amt.</b>	
		<b>Actual Amount</b>				<b>Actual Amount</b>	
	Fund Source: ▼	<b>Proposed Amt.</b>			Fund Source: ▼	<b>Proposed Amt.</b>	
		<b>Actual Amount</b>				<b>Actual Amount</b>	
	01 People ▼	<b>Proposed Units</b>		53	Accompl. Type: ▼	<b>Proposed Units</b>	
		<b>Actual Units</b>				<b>Actual Units</b>	
Accompl. Type: ▼	<b>Proposed Units</b>			Accompl. Type: ▼	<b>Proposed Units</b>		
	<b>Actual Units</b>				<b>Actual Units</b>		

<b>Project Name:</b> CLV Tenant-Based Rental Assistance Program							
<b>Description:</b>	<b>IDIS Project #:</b> 14 <b>UOG Code:</b> NV320108 LAS VEGAS						
Funds will be used to provide assistance to homeless persons and/or families with case management, child care assistance, transportation assistance, rental assistance, and utility assistance.							
<b>Location:</b> City of Las Vegas	<b>Priority Need Category</b> <b>Select one:</b> Homeless/HIV/AIDS ▼						
<b>Expected Completion Date:</b> 6/30/2008	<b>Explanation:</b> 20 households will receive TBRA and improved access to affordable rental housing and prevent homelessness among at risk low and moderate income persons for the purpose of providing decent affordable housing						
Objective Category <input checked="" type="radio"/> Decent Housing <input type="radio"/> Suitable Living Environment <input type="radio"/> Economic Opportunity	<b>Specific Objectives</b>						
Outcome Categories	1 Increase the number of homeless persons moving into permanent housing ▼						
<input checked="" type="checkbox"/> Availability/Accessibility <input type="checkbox"/> Affordability <input type="checkbox"/> Sustainability	2 ▼						
	3 ▼						
<b>Project-level Accomplishments</b>	04 Households ▼	<b>Proposed</b> 20		Accompl. Type: ▼	<b>Proposed</b>		
		<b>Underway</b>			<b>Underway</b>		
		<b>Complete</b>			<b>Complete</b>		
	Accompl. Type: ▼	<b>Proposed</b>		Accompl. Type: ▼	<b>Proposed</b>		
		<b>Underway</b>			<b>Underway</b>		
		<b>Complete</b>			<b>Complete</b>		
	Accompl. Type: ▼	<b>Proposed</b>		Accompl. Type: ▼	<b>Proposed</b>		
		<b>Underway</b>			<b>Underway</b>		
		<b>Complete</b>			<b>Complete</b>		
<b>Proposed Outcome</b>	<b>Performance Measure</b>	<b>Actual Outcome</b>					
See Explanation above.	Homeless prevention						
05 Public Services (General) 570.201(e) ▼				Matrix Codes ▼			
Matrix Codes ▼				Matrix Codes ▼			
Matrix Codes ▼				Matrix Codes ▼			
<b>Program Year 2</b>	ESG ▼	<b>Proposed Amt.</b>	\$22,978		Fund Source: ▼	<b>Proposed Amt.</b>	
		<b>Actual Amount</b>				<b>Actual Amount</b>	
	Fund Source: ▼	<b>Proposed Amt.</b>			Fund Source: ▼	<b>Proposed Amt.</b>	
		<b>Actual Amount</b>				<b>Actual Amount</b>	
	01 People ▼	<b>Proposed Units</b>		20	Accompl. Type: ▼	<b>Proposed Units</b>	
		<b>Actual Units</b>				<b>Actual Units</b>	
	Accompl. Type: ▼	<b>Proposed Units</b>			Accompl. Type: ▼	<b>Proposed Units</b>	
		<b>Actual Units</b>				<b>Actual Units</b>	

<b>Project Name:</b> CLV Tenant-Based Rental Assistance Program						
<b>Description:</b>	<b>IDIS Project #:</b> 15 <b>UOG Code:</b> NV320108 LAS VEGAS					
Funds will be used to provide rental housing assistance to homeless persons and/or families.						
<b>Location:</b> City of Las Vegas	<b>Priority Need Category</b> <b>Select one:</b> Homeless/HIV/AIDS ▼					
<b>Expected Completion Date:</b> 6/30/2008	<b>Explanation:</b> 75 households receiving TBRA will receive improved access to affordable rental housing and prevent homelessness among at risk low and moderate income persons for the purpose of providing decent affordable housing					
<input type="radio"/> Objective Category <input checked="" type="radio"/> Decent Housing <input type="radio"/> Suitable Living Environment <input type="radio"/> Economic Opportunity	<b>Specific Objectives</b>					
Outcome Categories	1 Increase the number of homeless persons moving into permanent housing ▼					
<input checked="" type="checkbox"/> Availability/Accessibility	2 ▼					
<input type="checkbox"/> Affordability	3 ▼					
<input type="checkbox"/> Sustainability						
<b>Project-level Accomplishments</b>	04 Households ▼	<b>Proposed</b> 75		Accompl. Type: ▼	<b>Proposed</b>	
		<b>Underway</b>			<b>Underway</b>	
		<b>Complete</b>			<b>Complete</b>	
	Accompl. Type: ▼	<b>Proposed</b>		Accompl. Type: ▼	<b>Proposed</b>	
		<b>Underway</b>			<b>Underway</b>	
		<b>Complete</b>			<b>Complete</b>	
	Accompl. Type: ▼	<b>Proposed</b>		Accompl. Type: ▼	<b>Proposed</b>	
		<b>Underway</b>			<b>Underway</b>	
		<b>Complete</b>			<b>Complete</b>	
<b>Proposed Outcome</b>	<b>Performance Measure</b>	<b>Actual Outcome</b>				
See Explanation above.	TBRA					
05S Rental Housing Subsidies (if HOME, not part of 5% 570.20) ▼		Matrix Codes ▼				
Matrix Codes ▼		Matrix Codes ▼				
Matrix Codes ▼		Matrix Codes ▼				
<b>Program Year 2</b>	HOME ▼	<b>Proposed Amt.</b> \$600,000		Fund Source: ▼	<b>Proposed Amt.</b>	
		<b>Actual Amount</b>			<b>Actual Amount</b>	
	Fund Source: ▼	<b>Proposed Amt.</b>		Fund Source: ▼	<b>Proposed Amt.</b>	
		<b>Actual Amount</b>			<b>Actual Amount</b>	
	04 Households ▼	<b>Proposed Units</b> 75		Accompl. Type: ▼	<b>Proposed Units</b>	
		<b>Actual Units</b>			<b>Actual Units</b>	
	Accompl. Type: ▼	<b>Proposed Units</b>		Accompl. Type: ▼	<b>Proposed Units</b>	
		<b>Actual Units</b>			<b>Actual Units</b>	

<b>Project Name:</b> CLV Youth Programs							
<b>Description:</b>	<b>IDIS Project #:</b> 16 <b>UOG Code:</b> NV320108 LAS VEGAS						
Funds to be used to provide scholarships for low and moderate income children to participate in after-school and summer programs including sports, recreation and cultural programs.							
<b>Location:</b> City of Las Vegas, NV	<b>Priority Need Category</b> <b>Select one:</b> Public Services ▼						
<b>Expected Completion Date:</b> 6/30/2008	<b>Explanation:</b> 1,580 low and moderate income children will receive access to after-school and summer youth programs for the purpose of creating suitable living environments						
<input type="radio"/> Objective Category <input type="radio"/> Decent Housing <input checked="" type="radio"/> Suitable Living Environment <input type="radio"/> Economic Opportunity	<b>Specific Objectives</b>						
Outcome Categories	1 Improve the services for low/mod income persons ▼						
<input checked="" type="checkbox"/> Availability/Accessibility	2 ▼						
<input type="checkbox"/> Affordability	3 ▼						
<input type="checkbox"/> Sustainability							
<b>Project-level Accomplishments</b>	01 People ▼	<b>Proposed</b> 1,580		Accompl. Type: ▼	<b>Proposed</b>		
		<b>Underway</b>			<b>Underway</b>		
		<b>Complete</b>			<b>Complete</b>		
	Accompl. Type: ▼	<b>Proposed</b>		Accompl. Type: ▼	<b>Proposed</b>		
		<b>Underway</b>			<b>Underway</b>		
		<b>Complete</b>			<b>Complete</b>		
	Accompl. Type: ▼	<b>Proposed</b>		Accompl. Type: ▼	<b>Proposed</b>		
		<b>Underway</b>			<b>Underway</b>		
		<b>Complete</b>			<b>Complete</b>		
<b>Proposed Outcome</b>	<b>Performance Measure</b>	<b>Actual Outcome</b>					
See Explanation above.	Public service						
05D Youth Services 570.201(e) ▼				Matrix Codes ▼			
Matrix Codes ▼				Matrix Codes ▼			
Matrix Codes ▼				Matrix Codes ▼			
<b>Program Year 2</b>	CDBG ▼	<b>Proposed Amt.</b>	98,666		Fund Source: ▼	<b>Proposed Amt.</b>	
		<b>Actual Amount</b>				<b>Actual Amount</b>	
	Fund Source: ▼	<b>Proposed Amt.</b>			Fund Source: ▼	<b>Proposed Amt.</b>	
		<b>Actual Amount</b>				<b>Actual Amount</b>	
	01 People ▼	<b>Proposed Units</b>	1,580		Accompl. Type: ▼	<b>Proposed Units</b>	
		<b>Actual Units</b>				<b>Actual Units</b>	
	Accompl. Type: ▼	<b>Proposed Units</b>			Accompl. Type: ▼	<b>Proposed Units</b>	
		<b>Actual Units</b>				<b>Actual Units</b>	

<b>Project Name:</b> Academics Athletics Connection/LV Stars Inc.						
<b>Description:</b>	<b>IDIS Project #:</b> 17 <b>UOG Code:</b> NV320108 LAS VEGAS Structured year round educational athletic program. Participating youth will play sports, receive tutoring, and attend life skills presentations.					
<b>Location:</b> West Las Vegas Community Center, Las Vegas	<b>Priority Need Category</b> <b>Select one:</b> Public Services ▼					
<b>Expected Completion Date:</b> 6/30/2008	<b>Explanation:</b> 200 children will receive access to youth services including sports and life skills programs for the purpose of creating suitable living environments					
Objective Category <input type="radio"/> Decent Housing <input checked="" type="radio"/> Suitable Living Environment <input type="radio"/> Economic Opportunity	<b>Specific Objectives</b>					
Outcome Categories	1 Improve the services for low/mod income persons ▼					
<input checked="" type="checkbox"/> Availability/Accessibility <input type="checkbox"/> Affordability <input type="checkbox"/> Sustainability	2 ▼					
	3 ▼					
<b>Project-level Accomplishments</b>	01 People ▼	<b>Proposed</b> 200		Accompl. Type: ▼	<b>Proposed</b>	
		<b>Underway</b>			<b>Underway</b>	
		<b>Complete</b>			<b>Complete</b>	
	Accompl. Type: ▼	<b>Proposed</b>		Accompl. Type: ▼	<b>Proposed</b>	
		<b>Underway</b>			<b>Underway</b>	
		<b>Complete</b>			<b>Complete</b>	
	Accompl. Type: ▼	<b>Proposed</b>		Accompl. Type: ▼	<b>Proposed</b>	
		<b>Underway</b>			<b>Underway</b>	
		<b>Complete</b>			<b>Complete</b>	
<b>Proposed Outcome</b>	<b>Performance Measure</b>	<b>Actual Outcome</b>				
See Explanation above.	Public service					
05D Youth Services 570.201(e) ▼	Matrix Codes ▼					
Matrix Codes ▼	Matrix Codes ▼					
Matrix Codes ▼	Matrix Codes ▼					
<b>Program Year 2</b>	CDBG ▼	<b>Proposed Amt.</b> 10,000		Fund Source: ▼	<b>Proposed Amt.</b>	
		<b>Actual Amount</b>			<b>Actual Amount</b>	
	Fund Source: ▼	<b>Proposed Amt.</b>		Fund Source: ▼	<b>Proposed Amt.</b>	
		<b>Actual Amount</b>			<b>Actual Amount</b>	
	01 People ▼	<b>Proposed Units</b> 200		Accompl. Type: ▼	<b>Proposed Units</b>	
		<b>Actual Units</b>			<b>Actual Units</b>	
	Accompl. Type: ▼	<b>Proposed Units</b>		Accompl. Type: ▼	<b>Proposed Units</b>	
		<b>Actual Units</b>			<b>Actual Units</b>	

<b>Project Name:</b> Aid for AIDS of Nevada (AFAN) - Housing Placement Coordinator						
<b>Description:</b>	<b>IDIS Project #:</b> 18 <b>UOG Code:</b> NV320108 LAS VEGAS					
Funds to provide housing information services, placement assistance, and referrals to clients with HIV/AIDS and their families.						
<b>Location:</b> 2300 S Rancho Dr, Suite 211 Las Vegas, NV 89102	<b>Priority Need Category</b> <b>Select one:</b> Homeless/HIV/AIDS ▼					
<b>Location:</b> 6/30/2008	<b>Explanation:</b> Assist 3,408 HIV/AIDS individuals and their family members receive affordable housing resources, services, and information and housing placement for the purpose of providing decent affordable housing.					
Objective Category <input checked="" type="radio"/> Decent Housing <input type="radio"/> Suitable Living Environment <input type="radio"/> Economic Opportunity	<b>Specific Objectives</b>					
Outcome Categories	1 Increase range of housing options & related services for persons w/ special needs ▼					
<input type="checkbox"/> Availability/Accessibility	2 ▼					
<input checked="" type="checkbox"/> Affordability	3 ▼					
<input type="checkbox"/> Sustainability						
<b>Project-level Accomplishments</b>	01 People ▼	<b>Proposed</b> 3,408		Accompl. Type: ▼	<b>Proposed</b>	
		<b>Underway</b>			<b>Underway</b>	
		<b>Complete</b>			<b>Complete</b>	
	Accompl. Type: ▼	<b>Proposed</b>		Accompl. Type: ▼	<b>Proposed</b>	
		<b>Underway</b>			<b>Underway</b>	
		<b>Complete</b>			<b>Complete</b>	
	Accompl. Type: ▼	<b>Proposed</b>		Accompl. Type: ▼	<b>Proposed</b>	
		<b>Underway</b>			<b>Underway</b>	
		<b>Complete</b>			<b>Complete</b>	
<b>Proposed Outcome</b>	<b>Performance Measure</b>	<b>Actual Outcome</b>				
See Explanation above.	Homelessness Prevention					
311 Housing information services ▼	Matrix Codes ▼					
Matrix Codes ▼	Matrix Codes ▼					
Matrix Codes ▼	Matrix Codes ▼					
<b>Program Year 2</b>	HOPWA ▼	<b>Proposed Amt.</b> 80,000		Fund Source: ▼	<b>Proposed Amt.</b>	
		<b>Actual Amount</b>			<b>Actual Amount</b>	
	Fund Source: ▼	<b>Proposed Amt.</b>		Fund Source: ▼	<b>Proposed Amt.</b>	
		<b>Actual Amount</b>			<b>Actual Amount</b>	
	01 People ▼	<b>Proposed Units</b> 3,408		Accompl. Type: ▼	<b>Proposed Units</b>	
		<b>Actual Units</b>			<b>Actual Units</b>	
	Accompl. Type: ▼	<b>Proposed Units</b>		Accompl. Type: ▼	<b>Proposed Units</b>	
		<b>Actual Units</b>			<b>Actual Units</b>	

<b>Project Name:</b> AFAN - Short-term Rent, Mortgage, and Utility Assistance and Supportive Services						
<b>Description:</b>	<b>IDIS Project #:</b> 19 <b>UOG Code:</b> NV320108 LAS VEGAS					
Funds to provide short-term rental/utility/mortgage assistance and supportive services for clients with HIV/AIDS and their families.						
<b>Location:</b> 2300 S Rancho Dr, #211 Las Vegas, NV 89102	<b>Priority Need Category</b> <b>Select one:</b> Homeless/HIV/AIDS ▼					
<b>Expected Completion Date:</b> 6/30/2008	<b>Explanation:</b> Assist 396 individuals with HIV/AIDS and their family members with STRMU assistance and supportive services to prevent homelessness, and increase housing affordability for the purpose of providing decent affordable housing.					
<b>Objective Category</b> <input checked="" type="radio"/> Decent Housing <input type="radio"/> Suitable Living Environment <input type="radio"/> Economic Opportunity	<b>Specific Objectives</b>					
<b>Outcome Categories</b>	1 Increase range of housing options & related services for persons w/ special needs ▼					
<input type="checkbox"/> Availability/Accessibility	2 ▼					
<input checked="" type="checkbox"/> Affordability	3 ▼					
<input type="checkbox"/> Sustainability						
<b>Project-level Accomplishments</b>	01 People ▼	<b>Proposed</b> 396		<b>Accompl. Type:</b> ▼	<b>Proposed</b>	
		<b>Underway</b>			<b>Underway</b>	
		<b>Complete</b>			<b>Complete</b>	
	<b>Accompl. Type:</b> ▼	<b>Proposed</b>		<b>Accompl. Type:</b> ▼	<b>Proposed</b>	
		<b>Underway</b>			<b>Underway</b>	
		<b>Complete</b>			<b>Complete</b>	
	<b>Accompl. Type:</b> ▼	<b>Proposed</b>		<b>Accompl. Type:</b> ▼	<b>Proposed</b>	
		<b>Underway</b>			<b>Underway</b>	
		<b>Complete</b>			<b>Complete</b>	
<b>Proposed Outcome</b>	<b>Performance Measure</b>	<b>Actual Outcome</b>				
See Explanation above.	Tenant-Based Rental Assistance					
31G Short term rent mortgage utility payments ▼	Matrix Codes ▼					
31E Supportive service ▼	Matrix Codes ▼					
31D Administration - project sponsor ▼	Matrix Codes ▼					
<b>Program Year 2</b>	HOPWA ▼	<b>Proposed Amt.</b> 247,802		<b>Fund Source:</b> ▼	<b>Proposed Amt.</b>	
		<b>Actual Amount</b>			<b>Actual Amount</b>	
	<b>Fund Source:</b> ▼	<b>Proposed Amt.</b>		<b>Fund Source:</b> ▼	<b>Proposed Amt.</b>	
		<b>Actual Amount</b>			<b>Actual Amount</b>	
	01 People ▼	<b>Proposed Units</b> 396		<b>Accompl. Type:</b> ▼	<b>Proposed Units</b>	
		<b>Actual Units</b>			<b>Actual Units</b>	
	<b>Accompl. Type:</b> ▼	<b>Proposed Units</b>		<b>Accompl. Type:</b> ▼	<b>Proposed Units</b>	
		<b>Actual Units</b>			<b>Actual Units</b>	

<b>Project Name:</b> Blind Center of Nevada - Back to Work						
<b>Description:</b>	<b>IDIS Project #:</b> 20 <b>UOG Code:</b> NV320108 LAS VEGAS Provide job readiness and life skills to visually impaired clients. At least 11 clients will visit the center for services during the year and will learn new life and job skills, most will secure employment as a result of the program.					
<b>Location:</b> 1001 N. Bruce, Las Vegas, NV	<b>Priority Need Category</b> <b>Select one:</b> Non-homeless Special Needs ▼					
<b>Expected Completion Date:</b> 6/30/2008	<b>Explanation:</b> 11 disabled individuals will be assisted with greater availability and accessibility to public services including job and life skills for the purpose of providing suitable living environments.					
<b>Objective Category</b> <input type="radio"/> Decent Housing <input checked="" type="radio"/> Suitable Living Environment <input type="radio"/> Economic Opportunity	<b>Specific Objectives</b>					
<b>Outcome Categories</b>	1 Increase range of housing options & related services for persons w/ special needs ▼					
<input checked="" type="checkbox"/> Availability/Accessibility <input type="checkbox"/> Affordability <input type="checkbox"/> Sustainability	2 ▼					
	3 ▼					
<b>Project-level Accomplishments</b>	01 People ▼	<b>Proposed</b> 11		<b>Accompl. Type:</b> ▼	<b>Proposed</b>	
		<b>Underway</b>			<b>Underway</b>	
		<b>Complete</b>			<b>Complete</b>	
	<b>Accompl. Type:</b> ▼	<b>Proposed</b>		<b>Accompl. Type:</b> ▼	<b>Proposed</b>	
		<b>Underway</b>			<b>Underway</b>	
		<b>Complete</b>			<b>Complete</b>	
	<b>Accompl. Type:</b> ▼	<b>Proposed</b>		<b>Accompl. Type:</b> ▼	<b>Proposed</b>	
		<b>Underway</b>			<b>Underway</b>	
		<b>Complete</b>			<b>Complete</b>	
<b>Proposed Outcome</b>	<b>Performance Measure</b>	<b>Actual Outcome</b>				
See Explanation above.	Public Service					
05B Handicapped Services 570.201(e) ▼	Matrix Codes ▼					
Matrix Codes ▼	Matrix Codes ▼					
Matrix Codes ▼	Matrix Codes ▼					
<b>Program Year 2</b>	CDBG ▼	<b>Proposed Amt.</b> 15,000		<b>Fund Source:</b> ▼	<b>Proposed Amt.</b>	
		<b>Actual Amount</b>			<b>Actual Amount</b>	
	<b>Fund Source:</b> ▼	<b>Proposed Amt.</b>		<b>Fund Source:</b> ▼	<b>Proposed Amt.</b>	
		<b>Actual Amount</b>			<b>Actual Amount</b>	
	01 People ▼	<b>Proposed Units</b> 11		<b>Accompl. Type:</b> ▼	<b>Proposed Units</b>	
		<b>Actual Units</b>			<b>Actual Units</b>	
	<b>Accompl. Type:</b> ▼	<b>Proposed Units</b>		<b>Accompl. Type:</b> ▼	<b>Proposed Units</b>	
		<b>Actual Units</b>			<b>Actual Units</b>	

<b>Project Name:</b> Caminar - Property Case Management						
<b>Description:</b>	<b>IDIS Project #:</b> 21 <b>UOG Code:</b> NV320108 LAS VEGAS					
Funds to provide housing operations for 18 housing units and supportive services to clients with HIV/AIDS and their families.						
<b>Location:</b> 3233 W Charleston, Suite 110 Las Vegas, NV 89102	<b>Priority Need Category</b> <b>Select one:</b> Homeless/HIV/AIDS ▼					
<b>Expected Completion Date:</b> 6/30/2008	<b>Explanation:</b> Provide 18 housing units that will increase affordability for persons living with HIV/AIDS for the purpose of providing decent affordable housing					
Objective Category <input checked="" type="radio"/> Decent Housing <input type="radio"/> Suitable Living Environment <input type="radio"/> Economic Opportunity	<b>Specific Objectives</b>					
Outcome Categories	1 Increase range of housing options & related services for persons w/ special needs ▼					
<input type="checkbox"/> Availability/Accessibility	2 ▼					
<input checked="" type="checkbox"/> Affordability	3 ▼					
<input type="checkbox"/> Sustainability						
<b>Project-level Accomplishments</b>	10 Housing Units ▼	<b>Proposed</b> 18		Accompl. Type: ▼	<b>Proposed</b>	
		<b>Underway</b>			<b>Underway</b>	
		<b>Complete</b>			<b>Complete</b>	
	Accompl. Type: ▼	<b>Proposed</b>		Accompl. Type: ▼	<b>Proposed</b>	
		<b>Underway</b>			<b>Underway</b>	
		<b>Complete</b>			<b>Complete</b>	
	Accompl. Type: ▼	<b>Proposed</b>		Accompl. Type: ▼	<b>Proposed</b>	
		<b>Underway</b>			<b>Underway</b>	
		<b>Complete</b>			<b>Complete</b>	
<b>Proposed Outcome</b>	<b>Performance Measure</b>	<b>Actual Outcome</b>				
See Explanation above.	Rental Units Rehabilitated					
31K Facility based housing - operations ▼	Matrix Codes ▼					
31E Supportive service ▼	Matrix Codes ▼					
31D Administration - project sponsor ▼	Matrix Codes ▼					
<b>Program Year 2</b>	HOPWA ▼	<b>Proposed Amt.</b> 50,000		Fund Source: ▼	<b>Proposed Amt.</b>	
		<b>Actual Amount</b>			<b>Actual Amount</b>	
	Fund Source: ▼	<b>Proposed Amt.</b>		Fund Source: ▼	<b>Proposed Amt.</b>	
		<b>Actual Amount</b>			<b>Actual Amount</b>	
	10 Housing Units ▼	<b>Proposed Units</b> 18		Accompl. Type: ▼	<b>Proposed Units</b>	
		<b>Actual Units</b>			<b>Actual Units</b>	
	Accompl. Type: ▼	<b>Proposed Units</b>		Accompl. Type: ▼	<b>Proposed Units</b>	
		<b>Actual Units</b>			<b>Actual Units</b>	

<b>Project Name:</b> Catholic Charities - Public Restrooms for Homeless Persons							
<b>Description:</b>	<b>IDIS Project #:</b> 22 <b>UOG Code:</b> NV320108 LAS VEGAS Provide public restrooms to homeless citizens on a 24 hour basis.						
<b>Location:</b> 1502 N. Main Street, Las Vegas, NV	<b>Priority Need Category</b> <b>Select one:</b> Homeless/HIV/AIDS ▼						
<b>Expected Completion Date:</b> 6/30/2008	<b>Explanation:</b> 2,094 homeless persons will access public services to decrease the number of chronically homeless and increase food resources to prevent hunger for the purpose of creating suitable living environments.						
<input type="radio"/> Objective Category <input type="radio"/> Decent Housing <input checked="" type="radio"/> Suitable Living Environment <input type="radio"/> Economic Opportunity	<b>Specific Objectives</b>						
Outcome Categories	1 End chronic homelessness ▼						
<input checked="" type="checkbox"/> Availability/Accessibility	2 ▼						
<input type="checkbox"/> Affordability	3 ▼						
<input type="checkbox"/> Sustainability							
<b>Project-level Accomplishments</b>	01 People ▼	<b>Proposed</b> 2094		Accompl. Type: ▼	<b>Proposed</b>		
		<b>Underway</b>			<b>Underway</b>		
		<b>Complete</b>			<b>Complete</b>		
	Accompl. Type: ▼	<b>Proposed</b>		Accompl. Type: ▼	<b>Proposed</b>		
		<b>Underway</b>			<b>Underway</b>		
		<b>Complete</b>			<b>Complete</b>		
	Accompl. Type: ▼	<b>Proposed</b>		Accompl. Type: ▼	<b>Proposed</b>		
		<b>Underway</b>			<b>Underway</b>		
		<b>Complete</b>			<b>Complete</b>		
<b>Proposed Outcome</b>	<b>Performance Measure</b>	<b>Actual Outcome</b>					
See Explanation above.	Homelessness Prevention						
05 Public Services (General) 570.201(e) ▼				Matrix Codes ▼			
Matrix Codes ▼				Matrix Codes ▼			
Matrix Codes ▼				Matrix Codes ▼			
<b>Program Year 2</b>	CDBG ▼	<b>Proposed Amt.</b>	10,000		Fund Source: ▼	<b>Proposed Amt.</b>	
		<b>Actual Amount</b>				<b>Actual Amount</b>	
	Fund Source: ▼	<b>Proposed Amt.</b>			Fund Source: ▼	<b>Proposed Amt.</b>	
		<b>Actual Amount</b>				<b>Actual Amount</b>	
	01 People ▼	<b>Proposed Units</b>	2094		Accompl. Type: ▼	<b>Proposed Units</b>	
		<b>Actual Units</b>				<b>Actual Units</b>	
	Accompl. Type: ▼	<b>Proposed Units</b>			Accompl. Type: ▼	<b>Proposed Units</b>	
		<b>Actual Units</b>				<b>Actual Units</b>	

<b>Project Name:</b> Catholic Charities - RSD Job Office							
<b>Description:</b>	<b>IDIS Project #:</b> 23 <b>UOG Code:</b> NV320108 LAS VEGAS Provide employment and transportation services to homeless clients.						
<b>Location:</b> 1511 Las Vegas Blvd. N. , Las Vegas, NV	<b>Priority Need Category</b> <b>Select one:</b> Homeless/HIV/AIDS ▼						
<b>Expected Completion Date:</b> 6/30/2008	<b>Explanation:</b> 3,000 homeless persons will receive improved accessibility and availability to public services including transportation services and job training for the purpose of creating suitable living environments						
<input type="radio"/> Objective Category <input type="radio"/> Decent Housing <input checked="" type="radio"/> Suitable Living Environment <input type="radio"/> Economic Opportunity	<b>Specific Objectives</b>						
Outcome Categories	1 End chronic homelessness ▼						
<input checked="" type="checkbox"/> Availability/Accessibility	2 ▼						
<input type="checkbox"/> Affordability	3 ▼						
<input type="checkbox"/> Sustainability							
<b>Project-level Accomplishments</b>	01 People ▼	<b>Proposed</b> 3000		Accompl. Type: ▼	<b>Proposed</b>		
		<b>Underway</b>			<b>Underway</b>		
		<b>Complete</b>			<b>Complete</b>		
	Accompl. Type: ▼	<b>Proposed</b>		Accompl. Type: ▼	<b>Proposed</b>		
		<b>Underway</b>			<b>Underway</b>		
		<b>Complete</b>			<b>Complete</b>		
	Accompl. Type: ▼	<b>Proposed</b>		Accompl. Type: ▼	<b>Proposed</b>		
		<b>Underway</b>			<b>Underway</b>		
		<b>Complete</b>			<b>Complete</b>		
<b>Proposed Outcome</b>	<b>Performance Measure</b>	<b>Actual Outcome</b>					
See Explanation above.	Homelessness Prevention						
05 Public Services (General) 570.201(e) ▼				Matrix Codes ▼			
Matrix Codes ▼				Matrix Codes ▼			
Matrix Codes ▼				Matrix Codes ▼			
<b>Program Year 2</b>	ESG ▼	<b>Proposed Amt.</b>	20,000		Fund Source: ▼	<b>Proposed Amt.</b>	
		<b>Actual Amount</b>				<b>Actual Amount</b>	
	Fund Source: ▼	<b>Proposed Amt.</b>			Fund Source: ▼	<b>Proposed Amt.</b>	
		<b>Actual Amount</b>				<b>Actual Amount</b>	
	01 People ▼	<b>Proposed Units</b>	3,000		Accompl. Type: ▼	<b>Proposed Units</b>	
		<b>Actual Units</b>				<b>Actual Units</b>	
	Accompl. Type: ▼	<b>Proposed Units</b>			Accompl. Type: ▼	<b>Proposed Units</b>	
		<b>Actual Units</b>				<b>Actual Units</b>	

<b>Project Name:</b> Catholic Charities - St. Vincent HELP, Inc.							
<b>Description:</b>	<b>IDIS Project #:</b> 24 <b>UOG Code:</b> NV320108 LAS VEGAS Provide client services such as bus tokens, case management, and transportation services to homeless clients living in the St. Vincent HELP Apartments.						
<b>Location:</b> 1521 Las Vegas Blvd. N. , Las Vegas, NV	<b>Priority Need Category</b> <b>Select one:</b> Homeless/HIV/AIDS ▼						
<b>Expected Completion Date:</b> 6/30/2008	<b>Explanation:</b> 69 homeless persons will access public services including case management and transportation services for the purpose of creating suitable living environments.						
<input type="radio"/> Objective Category <input type="radio"/> Decent Housing <input checked="" type="radio"/> Suitable Living Environment <input type="radio"/> Economic Opportunity	<b>Specific Objectives</b>						
Outcome Categories	1 End chronic homelessness ▼						
<input checked="" type="checkbox"/> Availability/Accessibility	2 ▼						
<input type="checkbox"/> Affordability	3 ▼						
<input type="checkbox"/> Sustainability							
<b>Project-level Accomplishments</b>	01 People ▼	<b>Proposed</b> 69		Accompl. Type: ▼	<b>Proposed</b>		
		<b>Underway</b>			<b>Underway</b>		
		<b>Complete</b>			<b>Complete</b>		
	Accompl. Type: ▼	<b>Proposed</b>		Accompl. Type: ▼	<b>Proposed</b>		
		<b>Underway</b>			<b>Underway</b>		
		<b>Complete</b>			<b>Complete</b>		
	Accompl. Type: ▼	<b>Proposed</b>		Accompl. Type: ▼	<b>Proposed</b>		
		<b>Underway</b>			<b>Underway</b>		
		<b>Complete</b>			<b>Complete</b>		
<b>Proposed Outcome</b>	<b>Performance Measure</b>	<b>Actual Outcome</b>					
See Explanation above.	Homelessness Prevention						
05 Public Services (General) 570.201(e) ▼				Matrix Codes ▼			
Matrix Codes ▼				Matrix Codes ▼			
Matrix Codes ▼				Matrix Codes ▼			
<b>Program Year 2</b>	CDBG ▼	<b>Proposed Amt.</b>	20,000		Fund Source: ▼	<b>Proposed Amt.</b>	
		<b>Actual Amount</b>				<b>Actual Amount</b>	
	Fund Source: ▼	<b>Proposed Amt.</b>			Fund Source: ▼	<b>Proposed Amt.</b>	
		<b>Actual Amount</b>				<b>Actual Amount</b>	
	01 People ▼	<b>Proposed Units</b>	69		Accompl. Type: ▼	<b>Proposed Units</b>	
		<b>Actual Units</b>				<b>Actual Units</b>	
	Accompl. Type: ▼	<b>Proposed Units</b>			Accompl. Type: ▼	<b>Proposed Units</b>	
		<b>Actual Units</b>				<b>Actual Units</b>	

<b>Project Name:</b> Catholic Charities - St. Vincent Lied Dining Facility							
<b>Description:</b>	<b>IDIS Project #:</b> 25 <b>UOG Code:</b> NV320108 LAS VEGAS Funds to be used to purchase food resources for the St. Vincent Lied Dining Facility to assist homeless persons.						
<b>Location:</b> 1502 Main St, Las Vegas, NV 89101	<b>Priority Need Category</b> <b>Select one:</b> Homeless/HIV/AIDS ▼						
<b>Expected Completion Date:</b> 6/30/2008	<b>Explanation:</b> 6,570 homeless persons will be assisted with food resources to prevent hunger for the purpose of creating suitable living environments.						
Objective Category <input type="radio"/> Decent Housing <input checked="" type="radio"/> Suitable Living Environment <input type="radio"/> Economic Opportunity	<b>Specific Objectives</b>						
Outcome Categories	1 End chronic homelessness ▼						
<input checked="" type="checkbox"/> Availability/Accessibility <input type="checkbox"/> Affordability <input type="checkbox"/> Sustainability	2 ▼						
	3 ▼						
<b>Project-level Accomplishments</b>	01 People ▼	<b>Proposed</b> 6,570		Accompl. Type: ▼	<b>Proposed</b>		
		<b>Underway</b>			<b>Underway</b>		
		<b>Complete</b>			<b>Complete</b>		
	Accompl. Type: ▼	<b>Proposed</b>		Accompl. Type: ▼	<b>Proposed</b>		
		<b>Underway</b>			<b>Underway</b>		
		<b>Complete</b>			<b>Complete</b>		
	Accompl. Type: ▼	<b>Proposed</b>		Accompl. Type: ▼	<b>Proposed</b>		
		<b>Underway</b>			<b>Underway</b>		
		<b>Complete</b>			<b>Complete</b>		
<b>Proposed Outcome</b>	<b>Performance Measure</b>	<b>Actual Outcome</b>					
See Explanation above.	Homelessness Prevention						
03T Operating Costs of Homeless/AIDS Patients Programs ▼	Matrix Codes ▼						
Matrix Codes ▼	Matrix Codes ▼						
Matrix Codes ▼	Matrix Codes ▼						
<b>Program Year 2</b>	ESG ▼	<b>Proposed Amt.</b>	20,000		Fund Source: ▼	<b>Proposed Amt.</b>	
		<b>Actual Amount</b>				<b>Actual Amount</b>	
	Fund Source: ▼	<b>Proposed Amt.</b>			Fund Source: ▼	<b>Proposed Amt.</b>	
		<b>Actual Amount</b>				<b>Actual Amount</b>	
	01 People ▼	<b>Proposed Units</b>	6,570		Accompl. Type: ▼	<b>Proposed Units</b>	
		<b>Actual Units</b>				<b>Actual Units</b>	
	Accompl. Type: ▼	<b>Proposed Units</b>			Accompl. Type: ▼	<b>Proposed Units</b>	
		<b>Actual Units</b>				<b>Actual Units</b>	

<b>Project Name:</b> Center for Independent Living - Teen Housing						
<b>Description:</b>	<b>IDIS Project #:</b> 26 <b>UOG Code:</b> NV320108 LAS VEGAS Funds to provide transitional and emergency housing for homeless youth.					
<b>Location:</b> 1417 Las Vegas Blvd N, Las Vegas, NV 89101	<b>Priority Need Category</b> <b>Select one:</b> Homeless/HIV/AIDS ▼					
<b>Expected Completion Date:</b> 6/30/2008	<b>Explanation:</b> 108 homeless persons will receive increased accessibility to employment services, educational programs, permanent housing, safety, and learn additional skills for the purpose of providing a suitable living environment.					
Objective Category <input checked="" type="radio"/> Decent Housing <input type="radio"/> Suitable Living Environment <input type="radio"/> Economic Opportunity	<b>Specific Objectives</b>					
Outcome Categories	1 End chronic homelessness ▼					
<input checked="" type="checkbox"/> Availability/Accessibility <input type="checkbox"/> Affordability <input type="checkbox"/> Sustainability	2 ▼					
	3 ▼					
<b>Project-level Accomplishments</b>	01 People ▼	<b>Proposed</b> 108		Accompl. Type: ▼	<b>Proposed</b>	
		<b>Underway</b>			<b>Underway</b>	
		<b>Complete</b>			<b>Complete</b>	
	Accompl. Type: ▼	<b>Proposed</b>		Accompl. Type: ▼	<b>Proposed</b>	
		<b>Underway</b>			<b>Underway</b>	
		<b>Complete</b>			<b>Complete</b>	
	Accompl. Type: ▼	<b>Proposed</b>		Accompl. Type: ▼	<b>Proposed</b>	
		<b>Underway</b>			<b>Underway</b>	
		<b>Complete</b>			<b>Complete</b>	
<b>Proposed Outcome</b>	<b>Performance Measure</b>	<b>Actual Outcome</b>				
See Explanation above.	Number of Homeless Persons given Overnight Shelter					
03T Operating Costs of Homeless/AIDS Patients Programs ▼	Matrix Codes ▼					
Matrix Codes ▼	Matrix Codes ▼					
Matrix Codes ▼	Matrix Codes ▼					
<b>Program Year 2</b>	ESG ▼	<b>Proposed Amt.</b> 10,000		Fund Source: ▼	<b>Proposed Amt.</b>	
		<b>Actual Amount</b>			<b>Actual Amount</b>	
	Fund Source: ▼	<b>Proposed Amt.</b>		Fund Source: ▼	<b>Proposed Amt.</b>	
		<b>Actual Amount</b>			<b>Actual Amount</b>	
	01 People ▼	<b>Proposed Units</b> 108		Accompl. Type: ▼	<b>Proposed Units</b>	
		<b>Actual Units</b>			<b>Actual Units</b>	
	Accompl. Type: ▼	<b>Proposed Units</b>		Accompl. Type: ▼	<b>Proposed Units</b>	
		<b>Actual Units</b>			<b>Actual Units</b>	

<b>Project Name:</b> Center For Independent Living - Vocational and Substance Abuse Counseling for H						
<b>Description:</b>	<b>IDIS Project #:</b> 27 <b>UOG Code:</b> NV320108 LAS VEGAS Provide vocational counseling, job placement, substance abuse counseling and relapse prevention for high risk youth.					
<b>Location:</b> 1417 Las Vegas Blvd N., Las Vegas, NV 89101 (Washington & Las Vegas Blvd.)	<b>Priority Need Category</b> <b>Select one:</b> Public Services ▼					
<b>Expected Completion Date:</b> 6/30/2008	<b>Explanation:</b> 108 youth will have received increased accessability and availability to vocational and life skills that will help economically disadvantaged youth and help them transition successfully to adult life for the purpose of creating suitable living environments.					
<b>Objective Category</b> <input type="radio"/> Decent Housing <input checked="" type="radio"/> Suitable Living Environment <input type="radio"/> Economic Opportunity	<b>Specific Objectives</b>					
<b>Outcome Categories</b>	1 Improve the services for low/mod income persons ▼					
<input checked="" type="checkbox"/> Availability/Accessibility <input type="checkbox"/> Affordability <input type="checkbox"/> Sustainability	2 ▼					
	3 ▼					
<b>Project-level Accomplishments</b>	01 People ▼	<b>Proposed</b> 108		<b>Accompl. Type:</b> ▼	<b>Proposed</b>	
		<b>Underway</b>			<b>Underway</b>	
		<b>Complete</b>			<b>Complete</b>	
	<b>Accompl. Type:</b> ▼	<b>Proposed</b>		<b>Accompl. Type:</b> ▼	<b>Proposed</b>	
		<b>Underway</b>			<b>Underway</b>	
		<b>Complete</b>			<b>Complete</b>	
	<b>Accompl. Type:</b> ▼	<b>Proposed</b>		<b>Accompl. Type:</b> ▼	<b>Proposed</b>	
		<b>Underway</b>			<b>Underway</b>	
		<b>Complete</b>			<b>Complete</b>	
<b>Proposed Outcome</b>	<b>Performance Measure</b>	<b>Actual Outcome</b>				
See Explanation above.	Public Service					
05D Youth Services 570.201(e) ▼	Matrix Codes ▼					
Matrix Codes ▼	Matrix Codes ▼					
Matrix Codes ▼	Matrix Codes ▼					
<b>Program Year 2</b>	CDBG ▼	<b>Proposed Amt.</b> 44,162		<b>Fund Source:</b> ▼	<b>Proposed Amt.</b>	
		<b>Actual Amount</b>			<b>Actual Amount</b>	
	<b>Fund Source:</b> ▼	<b>Proposed Amt.</b>		<b>Fund Source:</b> ▼	<b>Proposed Amt.</b>	
		<b>Actual Amount</b>			<b>Actual Amount</b>	
	01 People ▼	<b>Proposed Units</b> 108		<b>Accompl. Type:</b> ▼	<b>Proposed Units</b>	
		<b>Actual Units</b>			<b>Actual Units</b>	
	<b>Accompl. Type:</b> ▼	<b>Proposed Units</b>		<b>Accompl. Type:</b> ▼	<b>Proposed Units</b>	
		<b>Actual Units</b>			<b>Actual Units</b>	

<b>Project Name:</b> Clark County Bar Association - Trial By Peers						
<b>Description:</b>	<b>IDIS Project #:</b> 28 <b>UOG Code:</b> NV320108 LAS VEGAS Juvenile diversion program for first/second time, non-violent offenders charged with misdemeanors. Provide community service, jury duty, and counseling to youth, some of which will become peer counselors.					
<b>Location:</b> 725 S. 8th, Las Vegas, NV 89101	<b>Priority Need Category</b> <b>Select one:</b> Public Services ▼					
<b>Expected Completion Date:</b> 6/30/2008	<b>Explanation:</b> 250 youth will be assisted with accessibility to youth services which will help to increase the number of youth that stay out of the juvenile justice system for the purpose of creating suitable living environments.					
Objective Category <input type="radio"/> Decent Housing <input checked="" type="radio"/> Suitable Living Environment <input type="radio"/> Economic Opportunity	<b>Specific Objectives</b>					
Outcome Categories	1 Improve the services for low/mod income persons ▼					
<input checked="" type="checkbox"/> Availability/Accessibility <input type="checkbox"/> Affordability <input type="checkbox"/> Sustainability	2 ▼					
	3 ▼					
<b>Project-level Accomplishments</b>	01 People ▼	<b>Proposed</b> 250		Accompl. Type: ▼	<b>Proposed</b>	
		<b>Underway</b>			<b>Underway</b>	
		<b>Complete</b>			<b>Complete</b>	
	Accompl. Type: ▼	<b>Proposed</b>		Accompl. Type: ▼	<b>Proposed</b>	
		<b>Underway</b>			<b>Underway</b>	
		<b>Complete</b>			<b>Complete</b>	
	Accompl. Type: ▼	<b>Proposed</b>		Accompl. Type: ▼	<b>Proposed</b>	
		<b>Underway</b>			<b>Underway</b>	
		<b>Complete</b>			<b>Complete</b>	
<b>Proposed Outcome</b>	<b>Performance Measure</b>	<b>Actual Outcome</b>				
See Explanation above.	Public Service					
05D Youth Services 570.201(e) ▼	Matrix Codes ▼					
Matrix Codes ▼	Matrix Codes ▼					
Matrix Codes ▼	Matrix Codes ▼					
<b>Program Year 2</b>	CDBG ▼	<b>Proposed Amt.</b> 12,500		Fund Source: ▼	<b>Proposed Amt.</b>	
		<b>Actual Amount</b>			<b>Actual Amount</b>	
	Fund Source: ▼	<b>Proposed Amt.</b>		Fund Source: ▼	<b>Proposed Amt.</b>	
		<b>Actual Amount</b>			<b>Actual Amount</b>	
	01 People ▼	<b>Proposed Units</b> 250		Accompl. Type: ▼	<b>Proposed Units</b>	
		<b>Actual Units</b>			<b>Actual Units</b>	
	Accompl. Type: ▼	<b>Proposed Units</b>		Accompl. Type: ▼	<b>Proposed Units</b>	
		<b>Actual Units</b>			<b>Actual Units</b>	

<b>Project Name:</b> Community Counseling Center - HIV Supportive Services						
<b>Description:</b>	<b>IDIS Project #:</b> 29 <b>UOG Code:</b> NV320108 LAS VEGAS Provide psychotherapeutic intervention to individuals infected/affected with HIV/AIDS, including mental health services.					
<b>Location:</b> 1120 Almond Tree Lane, Suite 207, Las Vegas, NV 89104	<b>Priority Need Category</b> <b>Select one:</b> Homeless/HIV/AIDS ▼					
<b>Expected Completion Date:</b> 6/30/2008	<b>Explanation:</b> 117 HIV/AIDS clients will have increased availability and accessibility to receive mental health services for the purpose of creating suitable living environments.					
Objective Category <input type="radio"/> Decent Housing <input checked="" type="radio"/> Suitable Living Environment <input type="radio"/> Economic Opportunity	<b>Specific Objectives</b>					
Outcome Categories	1 Increase range of housing options & related services for persons w/ special needs ▼					
<input checked="" type="checkbox"/> Availability/Accessibility <input type="checkbox"/> Affordability <input type="checkbox"/> Sustainability	2 ▼					
	3 ▼					
<b>Project-level Accomplishments</b>	01 People ▼	<b>Proposed</b> 117		Accompl. Type: ▼	<b>Proposed</b>	
		<b>Underway</b>			<b>Underway</b>	
		<b>Complete</b>			<b>Complete</b>	
	Accompl. Type: ▼	<b>Proposed</b>		Accompl. Type: ▼	<b>Proposed</b>	
		<b>Underway</b>			<b>Underway</b>	
		<b>Complete</b>			<b>Complete</b>	
	Accompl. Type: ▼	<b>Proposed</b>		Accompl. Type: ▼	<b>Proposed</b>	
		<b>Underway</b>			<b>Underway</b>	
		<b>Complete</b>			<b>Complete</b>	
<b>Proposed Outcome</b>	<b>Performance Measure</b>	<b>Actual Outcome</b>				
See Explanation above.	Homelessness Prevention					
31E Supportive service ▼	Matrix Codes ▼					
Matrix Codes ▼	Matrix Codes ▼					
Matrix Codes ▼	Matrix Codes ▼					
<b>Program Year 2</b>	HOPWA ▼	<b>Proposed Amt.</b> 50,000		Fund Source: ▼	<b>Proposed Amt.</b>	
		<b>Actual Amount</b>			<b>Actual Amount</b>	
	Fund Source: ▼	<b>Proposed Amt.</b>		Fund Source: ▼	<b>Proposed Amt.</b>	
		<b>Actual Amount</b>			<b>Actual Amount</b>	
	01 People ▼	<b>Proposed Units</b> 117		Accompl. Type: ▼	<b>Proposed Units</b>	
		<b>Actual Units</b>			<b>Actual Units</b>	
	Accompl. Type: ▼	<b>Proposed Units</b>		Accompl. Type: ▼	<b>Proposed Units</b>	
		<b>Actual Units</b>			<b>Actual Units</b>	

<b>Project Name:</b> Community Counseling Center - Life Skills for Recovering Substance Abusers						
<b>Description:</b>	<b>IDIS Project #:</b> 30 <b>UOG Code:</b> NV320108 LAS VEGAS Provide education and life skills to 92 clients with with substance abuse issues.					
<b>Location:</b> 1120 Almond Tree Lane, Suite 207, Las Vegas, NV 89104	<b>Priority Need Category</b> <b>Select one:</b> Non-homeless Special Needs ▼					
<b>Expected Completion Date:</b> 6/30/2008	<b>Explanation:</b> 92 clients will have increased availability and accessibility to substance abuse services for the purpose of creating suitable living environments.					
Objective Category <input type="radio"/> Decent Housing <input checked="" type="radio"/> Suitable Living Environment <input type="radio"/> Economic Opportunity	<b>Specific Objectives</b>					
Outcome Categories	1 Increase range of housing options & related services for persons w/ special needs ▼					
<input checked="" type="checkbox"/> Availability/Accessibility <input type="checkbox"/> Affordability <input type="checkbox"/> Sustainability	2 ▼					
	3 ▼					
<b>Project-level Accomplishments</b>	01 People ▼	<b>Proposed</b> 92		Accompl. Type: ▼	<b>Proposed</b>	
		<b>Underway</b>			<b>Underway</b>	
		<b>Complete</b>			<b>Complete</b>	
	Accompl. Type: ▼	<b>Proposed</b>		Accompl. Type: ▼	<b>Proposed</b>	
		<b>Underway</b>			<b>Underway</b>	
		<b>Complete</b>			<b>Complete</b>	
	Accompl. Type: ▼	<b>Proposed</b>		Accompl. Type: ▼	<b>Proposed</b>	
		<b>Underway</b>			<b>Underway</b>	
		<b>Complete</b>			<b>Complete</b>	
<b>Proposed Outcome</b>	<b>Performance Measure</b>	<b>Actual Outcome</b>				
See Explanation above.	Public Service					
05F Substance Abuse Services 570.201(e) ▼				Matrix Codes ▼		
Matrix Codes ▼				Matrix Codes ▼		
Matrix Codes ▼				Matrix Codes ▼		
<b>Program Year 2</b>	CDBG ▼	<b>Proposed Amt.</b> 10,000		Fund Source: ▼	<b>Proposed Amt.</b>	
		<b>Actual Amount</b>			<b>Actual Amount</b>	
	Fund Source: ▼	<b>Proposed Amt.</b>		Fund Source: ▼	<b>Proposed Amt.</b>	
		<b>Actual Amount</b>			<b>Actual Amount</b>	
	01 People ▼	<b>Proposed Units</b> 92		Accompl. Type: ▼	<b>Proposed Units</b>	
		<b>Actual Units</b>			<b>Actual Units</b>	
	Accompl. Type: ▼	<b>Proposed Units</b>		Accompl. Type: ▼	<b>Proposed Units</b>	
		<b>Actual Units</b>			<b>Actual Units</b>	

<b>Project Name:</b> Community Counseling Center - Substance Abuse Treatment						
<b>Description:</b>	<b>IDIS Project #:</b> 31 <b>UOG Code:</b> NV320108 LAS VEGAS Provide counseling and supportive services to 142 clients with dual diagnosis of mentally ill and HIV.					
<b>Location:</b> 1120 Almond Tree Lane, Suite 207, Las Vegas, NV 89104	<b>Priority Need Category</b> <b>Select one:</b> Non-homeless Special Needs ▼					
<b>Expected Completion Date:</b> 6/30/2008	<b>Explanation:</b> 142 clients will have increased availability and accessibility to mental health services for the purpose of creating suitable living environments.					
Objective Category <input type="radio"/> Decent Housing <input checked="" type="radio"/> Suitable Living Environment <input type="radio"/> Economic Opportunity	<b>Specific Objectives</b>					
Outcome Categories	1 Increase range of housing options & related services for persons w/ special needs ▼					
<input checked="" type="checkbox"/> Availability/Accessibility <input type="checkbox"/> Affordability <input type="checkbox"/> Sustainability	2 ▼					
	3 ▼					
<b>Project-level Accomplishments</b>	01 People ▼	<b>Proposed</b> 142		Accompl. Type: ▼	<b>Proposed</b>	
		<b>Underway</b>			<b>Underway</b>	
		<b>Complete</b>			<b>Complete</b>	
	Accompl. Type: ▼	<b>Proposed</b>		Accompl. Type: ▼	<b>Proposed</b>	
		<b>Underway</b>			<b>Underway</b>	
		<b>Complete</b>			<b>Complete</b>	
	Accompl. Type: ▼	<b>Proposed</b>		Accompl. Type: ▼	<b>Proposed</b>	
		<b>Underway</b>			<b>Underway</b>	
		<b>Complete</b>			<b>Complete</b>	
<b>Proposed Outcome</b>	<b>Performance Measure</b>	<b>Actual Outcome</b>				
See Explanation above.	Public Service					
050 Mental Health Services 570.201(e) ▼			Matrix Codes ▼			
Matrix Codes ▼			Matrix Codes ▼			
Matrix Codes ▼			Matrix Codes ▼			
<b>Program Year 2</b>	CDBG ▼	<b>Proposed Amt.</b> 10,000		Fund Source: ▼	<b>Proposed Amt.</b>	
		<b>Actual Amount</b>			<b>Actual Amount</b>	
	Fund Source: ▼	<b>Proposed Amt.</b>		Fund Source: ▼	<b>Proposed Amt.</b>	
		<b>Actual Amount</b>			<b>Actual Amount</b>	
	01 People ▼	<b>Proposed Units</b> 142		Accompl. Type: ▼	<b>Proposed Units</b>	
		<b>Actual Units</b>			<b>Actual Units</b>	
	Accompl. Type: ▼	<b>Proposed Units</b>		Accompl. Type: ▼	<b>Proposed Units</b>	
		<b>Actual Units</b>			<b>Actual Units</b>	

<b>Project Name:</b>		Consumer Credit Counseling Service of So. NV - Earn It! Keep It! Save It!					
<b>Description:</b>		<b>IDIS Project #:</b>	32	<b>UOG Code:</b>	NV320108 LAS VEGAS		
Provide free tax preparation and financial literacy to low income clients.							
<b>Location:</b>		<b>Priority Need Category</b>					
Doolittle Community Ctr. - Lake Mead & J		<b>Select one:</b>		Public Services ▼			
<b>Explanation:</b>							
<b>Expected Completion Date:</b>		443 clients will have increased availability and accessibility to tax preparation and financial services for the purpose of creating suitable living environments.					
6/30/2008							
<input type="checkbox"/> Objective Category <input type="radio"/> Decent Housing <input checked="" type="radio"/> Suitable Living Environment <input type="radio"/> Economic Opportunity							
<b>Specific Objectives</b>							
Outcome Categories		1	Improve the services for low/mod income persons ▼				
<input checked="" type="checkbox"/> Availability/Accessibility <input type="checkbox"/> Affordability <input type="checkbox"/> Sustainability		2					▼
		3					▼
<b>Project-level Accomplishments</b>	01 People ▼	<b>Proposed</b>	443		Accompl. Type: ▼	<b>Proposed</b>	
		<b>Underway</b>				<b>Underway</b>	
		<b>Complete</b>				<b>Complete</b>	
	Accompl. Type: ▼	<b>Proposed</b>			Accompl. Type: ▼	<b>Proposed</b>	
		<b>Underway</b>				<b>Underway</b>	
		<b>Complete</b>				<b>Complete</b>	
	Accompl. Type: ▼	<b>Proposed</b>			Accompl. Type: ▼	<b>Proposed</b>	
		<b>Underway</b>				<b>Underway</b>	
		<b>Complete</b>				<b>Complete</b>	
<b>Proposed Outcome</b>		<b>Performance Measure</b>			<b>Actual Outcome</b>		
See Explanation above.		Public Service					
05 Public Services (General) 570.201(e) ▼				Matrix Codes ▼			
Matrix Codes ▼				Matrix Codes ▼			
Matrix Codes ▼				Matrix Codes ▼			
<b>Program Year 2</b>	CDBG ▼	<b>Proposed Amt.</b>	10,000		Fund Source: ▼	<b>Proposed Amt.</b>	
		<b>Actual Amount</b>				<b>Actual Amount</b>	
	Fund Source: ▼	<b>Proposed Amt.</b>			Fund Source: ▼	<b>Proposed Amt.</b>	
		<b>Actual Amount</b>				<b>Actual Amount</b>	
	01 People ▼	<b>Proposed Units</b>	443		Accompl. Type: ▼	<b>Proposed Units</b>	
		<b>Actual Units</b>				<b>Actual Units</b>	
	Accompl. Type: ▼	<b>Proposed Units</b>			Accompl. Type: ▼	<b>Proposed Units</b>	
		<b>Actual Units</b>				<b>Actual Units</b>	

<b>Project Name:</b>		Family Promise - Building Community for Homeless Families					
<b>Description:</b>		<b>IDIS Project #:</b>	33	<b>UOG Code:</b>	NV320108 LAS VEGAS		
Funds to provide emergency shelter and case management for homeless families.							
<b>Location:</b>		<b>Priority Need Category</b>					
City of Las Vegas		<b>Select one:</b>		Homeless/HIV/AIDS ▼			
<b>Explanation:</b>							
<b>Expected Completion Date:</b>		73 homeless families will access emergency shelter to decrease the number of chronically homeless persons and increase self-sufficiency for the purpose of providing decent affordable housing.					
6/30/2008							
<input type="checkbox"/> Objective Category <input checked="" type="radio"/> Decent Housing <input type="radio"/> Suitable Living Environment <input type="radio"/> Economic Opportunity							
<b>Specific Objectives</b>							
Outcome Categories		1	End chronic homelessness ▼				
<input checked="" type="checkbox"/> Availability/Accessibility <input type="checkbox"/> Affordability <input type="checkbox"/> Sustainability		2	▼				
		3	▼				
<b>Project-level Accomplishments</b>	01 People ▼	<b>Proposed</b>	73		Accompl. Type: ▼	<b>Proposed</b>	
		<b>Underway</b>				<b>Underway</b>	
		<b>Complete</b>				<b>Complete</b>	
	Accompl. Type: ▼	<b>Proposed</b>			Accompl. Type: ▼	<b>Proposed</b>	
		<b>Underway</b>				<b>Underway</b>	
		<b>Complete</b>				<b>Complete</b>	
	Accompl. Type: ▼	<b>Proposed</b>			Accompl. Type: ▼	<b>Proposed</b>	
		<b>Underway</b>				<b>Underway</b>	
		<b>Complete</b>				<b>Complete</b>	
<b>Proposed Outcome</b>		<b>Performance Measure</b>			<b>Actual Outcome</b>		
See Explanation above.		Number of Homeless Persons given Overnight Shelter					
05 Public Services (General) 570.201(e) ▼				Matrix Codes ▼			
Matrix Codes ▼				Matrix Codes ▼			
Matrix Codes ▼				Matrix Codes ▼			
<b>Program Year 2</b>	CDBG ▼	<b>Proposed Amt.</b>	21,555		Fund Source: ▼	<b>Proposed Amt.</b>	
		<b>Actual Amount</b>				<b>Actual Amount</b>	
	Fund Source: ▼	<b>Proposed Amt.</b>			Fund Source: ▼	<b>Proposed Amt.</b>	
		<b>Actual Amount</b>				<b>Actual Amount</b>	
	01 People ▼	<b>Proposed Units</b>	73		Accompl. Type: ▼	<b>Proposed Units</b>	
		<b>Actual Units</b>				<b>Actual Units</b>	
	Accompl. Type: ▼	<b>Proposed Units</b>			Accompl. Type: ▼	<b>Proposed Units</b>	
		<b>Actual Units</b>				<b>Actual Units</b>	

<b>Project Name:</b>		Family Promise - Strengthening Lives, Family Support					
<b>Description:</b>		<b>IDIS Project #:</b>	34	<b>UOG Code:</b>	NV320108 LAS VEGAS		
Funds to provide emergency shelter and case management for homeless families.							
<b>Location:</b>		<b>Priority Need Category</b>					
933 S Bridger St, Las Vegas, NV 89101		<b>Select one:</b>		Homeless/HIV/AIDS ▼			
<b>Explanation:</b>							
<b>Expected Completion Date:</b>		150 homeless families will access emergency shelter to decrease the number of chronically homeless persons and increase self-sufficiency for the purpose of creating a suitable living environment.					
6/30/2008							
<input type="radio"/> Objective Category <input checked="" type="radio"/> Decent Housing <input type="radio"/> Suitable Living Environment <input type="radio"/> Economic Opportunity							
<b>Specific Objectives</b>							
Outcome Categories		1	End chronic homelessness ▼				
<input checked="" type="checkbox"/> Availability/Accessibility <input type="checkbox"/> Affordability <input type="checkbox"/> Sustainability		2	▼				
		3	▼				
<b>Project-level Accomplishments</b>	01 People ▼	<b>Proposed</b>	150		Accompl. Type: ▼	<b>Proposed</b>	
		<b>Underway</b>				<b>Underway</b>	
		<b>Complete</b>				<b>Complete</b>	
	Accompl. Type: ▼	<b>Proposed</b>			Accompl. Type: ▼	<b>Proposed</b>	
		<b>Underway</b>				<b>Underway</b>	
		<b>Complete</b>				<b>Complete</b>	
	Accompl. Type: ▼	<b>Proposed</b>			Accompl. Type: ▼	<b>Proposed</b>	
		<b>Underway</b>				<b>Underway</b>	
		<b>Complete</b>				<b>Complete</b>	
<b>Proposed Outcome</b>		<b>Performance Measure</b>			<b>Actual Outcome</b>		
See Explanation above.		Number of Homeless Persons given Overnight Shelter					
03T Operating Costs of Homeless/AIDS Patients Programs ▼				Matrix Codes ▼			
Matrix Codes ▼				Matrix Codes ▼			
Matrix Codes ▼				Matrix Codes ▼			
<b>Program Year 2</b>	ESG ▼	<b>Proposed Amt.</b>	10,000		Fund Source: ▼	<b>Proposed Amt.</b>	
		<b>Actual Amount</b>				<b>Actual Amount</b>	
	Fund Source: ▼	<b>Proposed Amt.</b>			Fund Source: ▼	<b>Proposed Amt.</b>	
		<b>Actual Amount</b>				<b>Actual Amount</b>	
	01 People ▼	<b>Proposed Units</b>	150		Accompl. Type: ▼	<b>Proposed Units</b>	
		<b>Actual Units</b>				<b>Actual Units</b>	
	Accompl. Type: ▼	<b>Proposed Units</b>			Accompl. Type: ▼	<b>Proposed Units</b>	
		<b>Actual Units</b>				<b>Actual Units</b>	

<b>Project Name:</b>		Girl Scouts of Frontier Council - Achieving the Skills for Life					
<b>Description:</b>		<b>IDIS Project #:</b>	35	<b>UOG Code:</b>	NV320108 LAS VEGAS		
Provide Girl Scout program to girls ages 5-17 in at-risk communities to build self esteem. Recruit members from local shelters, apartment complexes and schools, interview interested citizens in mentoring young girls.							
<b>Location:</b>		<b>Priority Need Category</b>					
Various locations, City of Las Vegas		<b>Select one:</b>		Public Services ▼			
<b>Explanation:</b>							
<b>Expected Completion Date:</b>		2,507 youth will have increased access to life skills program for the purpose of creating suitable living environments.					
6/30/2008							
Objective Category							
<input type="radio"/> Decent Housing <input checked="" type="radio"/> Suitable Living Environment <input type="radio"/> Economic Opportunity							
<b>Specific Objectives</b>							
Outcome Categories		1	Improve the services for low/mod income persons ▼				
<input checked="" type="checkbox"/> Availability/Accessibility <input type="checkbox"/> Affordability <input type="checkbox"/> Sustainability		2	▼				
		3	▼				
<b>Project-level Accomplishments</b>	01 People ▼	<b>Proposed</b>	2,507		Accompl. Type: ▼	<b>Proposed</b>	
		<b>Underway</b>				<b>Underway</b>	
		<b>Complete</b>				<b>Complete</b>	
	Accompl. Type: ▼	<b>Proposed</b>			Accompl. Type: ▼	<b>Proposed</b>	
		<b>Underway</b>				<b>Underway</b>	
		<b>Complete</b>				<b>Complete</b>	
	Accompl. Type: ▼	<b>Proposed</b>			Accompl. Type: ▼	<b>Proposed</b>	
		<b>Underway</b>				<b>Underway</b>	
		<b>Complete</b>				<b>Complete</b>	
<b>Proposed Outcome</b>		<b>Performance Measure</b>			<b>Actual Outcome</b>		
See Explanation above.		Public Service					
05D Youth Services 570.201(e) ▼				Matrix Codes ▼			
Matrix Codes ▼				Matrix Codes ▼			
Matrix Codes ▼				Matrix Codes ▼			
<b>Program Year 2</b>	CDBG ▼	<b>Proposed Amt.</b>	18,750		Fund Source: ▼	<b>Proposed Amt.</b>	
		<b>Actual Amount</b>				<b>Actual Amount</b>	
	Fund Source: ▼	<b>Proposed Amt.</b>			Fund Source: ▼	<b>Proposed Amt.</b>	
		<b>Actual Amount</b>				<b>Actual Amount</b>	
	01 People ▼	<b>Proposed Units</b>	2,507		Accompl. Type: ▼	<b>Proposed Units</b>	
		<b>Actual Units</b>				<b>Actual Units</b>	
	Accompl. Type: ▼	<b>Proposed Units</b>			Accompl. Type: ▼	<b>Proposed Units</b>	
		<b>Actual Units</b>				<b>Actual Units</b>	

<b>Project Name:</b>		Give Me A Break - Community Respite Program					
<b>Description:</b>		<b>IDIS Project #:</b>	36	<b>UOG Code:</b>	NV320108 LAS VEGAS		
Provide individuals with disabilities, and families, one free 5 hour respite day.							
<b>Location:</b>		<b>Priority Need Category</b>					
Various locations, City of Las Vegas		<b>Select one:</b>		Non-homeless Special Needs ▼			
<b>Explanation:</b>							
<b>Expected Completion Date:</b>		9 persons with disabilities will have increased availability and accessibility to respite/care services for the purpose of creating suitable living environments.					
6/30/2008							
<input type="radio"/> Objective Category <input type="radio"/> Decent Housing <input checked="" type="radio"/> Suitable Living Environment <input type="radio"/> Economic Opportunity							
<b>Specific Objectives</b>							
Outcome Categories		1	Increase range of housing options & related services for persons w/ special needs ▼				
<input checked="" type="checkbox"/> Availability/Accessibility <input type="checkbox"/> Affordability <input type="checkbox"/> Sustainability		2					
		3					
<b>Project-level Accomplishments</b>	01 People ▼	<b>Proposed</b>	9		Accompl. Type: ▼	<b>Proposed</b>	
		<b>Underway</b>				<b>Underway</b>	
		<b>Complete</b>				<b>Complete</b>	
	Accompl. Type: ▼	<b>Proposed</b>			Accompl. Type: ▼	<b>Proposed</b>	
		<b>Underway</b>				<b>Underway</b>	
		<b>Complete</b>				<b>Complete</b>	
	Accompl. Type: ▼	<b>Proposed</b>			Accompl. Type: ▼	<b>Proposed</b>	
		<b>Underway</b>				<b>Underway</b>	
		<b>Complete</b>				<b>Complete</b>	
<b>Proposed Outcome</b>		<b>Performance Measure</b>			<b>Actual Outcome</b>		
See Explanation above.		Public Service					
05B Handicapped Services 570.201(e) ▼				Matrix Codes ▼			
Matrix Codes ▼				Matrix Codes ▼			
Matrix Codes ▼				Matrix Codes ▼			
<b>Program Year 2</b>	CDBG ▼	<b>Proposed Amt.</b>	10,000		Fund Source: ▼	<b>Proposed Amt.</b>	
		<b>Actual Amount</b>				<b>Actual Amount</b>	
	Fund Source: ▼	<b>Proposed Amt.</b>			Fund Source: ▼	<b>Proposed Amt.</b>	
		<b>Actual Amount</b>				<b>Actual Amount</b>	
	01 People ▼	<b>Proposed Units</b>	9		Accompl. Type: ▼	<b>Proposed Units</b>	
		<b>Actual Units</b>				<b>Actual Units</b>	
	Accompl. Type: ▼	<b>Proposed Units</b>			Accompl. Type: ▼	<b>Proposed Units</b>	
		<b>Actual Units</b>				<b>Actual Units</b>	

<b>Project Name:</b> Golden Rainbow - Living with AIDS Program						
<b>Description:</b>	<b>IDIS Project #:</b> 37 <b>UOG Code:</b> NV320108 LAS VEGAS					
4						
<b>Location:</b> 3233 W. Charleston, Suite 108, Las Vegas, NV 89102	<b>Priority Need Category</b> <b>Select one:</b> Homeless/HIV/AIDS ▼					
<b>Expected Completion Date:</b> 6/30/2008	<b>Explanation:</b> Assist 49 individuals with HIV/AIDS and their family members with STRMU assistance, 20 with facility-based housing units, and supportive services to prevent homelessness, and increase housing affordability for the purpose of providing decent affordable housing.					
<b>Objective Category</b> <input checked="" type="radio"/> Decent Housing <input type="radio"/> Suitable Living Environment <input type="radio"/> Economic Opportunity	<b>Specific Objectives</b>					
<b>Outcome Categories</b>	1 Increase range of housing options & related services for persons w/ special needs ▼					
<input type="checkbox"/> Availability/Accessibility	2 ▼					
<input checked="" type="checkbox"/> Affordability	3 ▼					
<input type="checkbox"/> Sustainability						
<b>Project-level Accomplishments</b>	01 People ▼	<b>Proposed</b> 49		<b>Accompl. Type:</b> ▼	<b>Proposed</b>	
		<b>Underway</b>			<b>Underway</b>	
		<b>Complete</b>			<b>Complete</b>	
	01 People ▼	<b>Proposed</b> 20		<b>Accompl. Type:</b> ▼	<b>Proposed</b>	
		<b>Underway</b>			<b>Underway</b>	
		<b>Complete</b>			<b>Complete</b>	
	<b>Accompl. Type:</b> ▼	<b>Proposed</b>		<b>Accompl. Type:</b> ▼	<b>Proposed</b>	
		<b>Underway</b>			<b>Underway</b>	
		<b>Complete</b>			<b>Complete</b>	
<b>Proposed Outcome</b>	<b>Performance Measure</b>	<b>Actual Outcome</b>				
See Explanation above.	Rental Units Rehabilitated / Tenant-Based Rental Assist.					
31K Facility based housing - operations ▼	31D Administration - project sponsor ▼					
31G Short term rent mortgage utility payments ▼	Matrix Codes ▼					
31E Supportive service ▼	Matrix Codes ▼					
<b>Program Year 2</b>	HOPWA ▼	<b>Proposed Amt.</b> 34,000		<b>Fund Source:</b> ▼	<b>Proposed Amt.</b>	
		<b>Actual Amount</b>			<b>Actual Amount</b>	
	<b>Fund Source:</b> ▼	<b>Proposed Amt.</b>		<b>Fund Source:</b> ▼	<b>Proposed Amt.</b>	
		<b>Actual Amount</b>			<b>Actual Amount</b>	
	01 People ▼	<b>Proposed Units</b> 49		<b>Accompl. Type:</b> ▼	<b>Proposed Units</b>	
		<b>Actual Units</b>			<b>Actual Units</b>	
	01 People ▼	<b>Proposed Units</b> 20		<b>Accompl. Type:</b> ▼	<b>Proposed Units</b>	
		<b>Actual Units</b>			<b>Actual Units</b>	

<b>Project Name:</b>		HELP of Southern Nevada - Displaced Homemaker Program					
<b>Description:</b>		<b>IDIS Project #:</b>	38	<b>UOG Code:</b>	NV320108 LAS VEGAS		
Provide work retention classes to increase job keeping skills for 200 unemployed or underemployed individuals with unstable job history.							
<b>Location:</b>		<b>Priority Need Category</b>					
1640 E Flamingo, Suite 100, Las Vegas, NV (Citywide Services)		<b>Select one:</b>		Public Services ▼			
<b>Explanation:</b>							
<b>Expected Completion Date:</b>		200 persons will have increased availability and accessibility to job training for the purpose of providing economic opportunities.					
6/30/2008							
<input type="checkbox"/> Objective Category <input type="radio"/> Decent Housing <input type="radio"/> Suitable Living Environment <input checked="" type="radio"/> Economic Opportunity							
<b>Specific Objectives</b>							
Outcome Categories		1	Improve the services for low/mod income persons ▼				
<input checked="" type="checkbox"/> Availability/Accessibility <input type="checkbox"/> Affordability <input type="checkbox"/> Sustainability		2	▼				
		3	▼				
<b>Project-level Accomplishments</b>	01 People ▼	<b>Proposed</b>	200		Accompl. Type: ▼	<b>Proposed</b>	
		<b>Underway</b>				<b>Underway</b>	
		<b>Complete</b>				<b>Complete</b>	
	Accompl. Type: ▼	<b>Proposed</b>			Accompl. Type: ▼	<b>Proposed</b>	
		<b>Underway</b>				<b>Underway</b>	
		<b>Complete</b>				<b>Complete</b>	
	Accompl. Type: ▼	<b>Proposed</b>			Accompl. Type: ▼	<b>Proposed</b>	
		<b>Underway</b>				<b>Underway</b>	
		<b>Complete</b>				<b>Complete</b>	
<b>Proposed Outcome</b>		<b>Performance Measure</b>			<b>Actual Outcome</b>		
See Explanation above.		Public Service					
05H Employment Training 570.201(e) ▼				Matrix Codes ▼			
Matrix Codes ▼				Matrix Codes ▼			
Matrix Codes ▼				Matrix Codes ▼			
<b>Program Year 2</b>	CDBG ▼	<b>Proposed Amt.</b>	10,000		Fund Source: ▼	<b>Proposed Amt.</b>	
		<b>Actual Amount</b>				<b>Actual Amount</b>	
	Fund Source: ▼	<b>Proposed Amt.</b>			Fund Source: ▼	<b>Proposed Amt.</b>	
		<b>Actual Amount</b>				<b>Actual Amount</b>	
	01 People ▼	<b>Proposed Units</b>	200		Accompl. Type: ▼	<b>Proposed Units</b>	
		<b>Actual Units</b>				<b>Actual Units</b>	
	Accompl. Type: ▼	<b>Proposed Units</b>			Accompl. Type: ▼	<b>Proposed Units</b>	
		<b>Actual Units</b>				<b>Actual Units</b>	

<b>Project Name:</b>		HELP of Southern Nevada - Emergency Resources					
<b>Description:</b>		<b>IDIS Project #:</b>	39	<b>UOG Code:</b>	NV320108 LAS VEGAS		
Funds to provide food resources and transportation assistance to low-income individuals, preventing the possibility of them becoming homeless.							
<b>Location:</b>		<b>Priority Need Category</b>					
1640 E Flamingo, Suite 100, Las Vegas, NV (Citywide Services)		<b>Select one:</b>		Homeless/HIV/AIDS ▼			
<b>Explanation:</b>							
<b>Expected Completion Date:</b>		80 persons will have access to emergency resources assistance to increase access/affordability for self-sufficiency and to prevent homelessness for the purpose of providing decent affordable housing.					
6/30/2008							
<input type="radio"/> Objective Category <input type="radio"/> Decent Housing <input checked="" type="radio"/> Suitable Living Environment <input type="radio"/> Economic Opportunity							
<b>Specific Objectives</b>							
Outcome Categories		1	End chronic homelessness ▼				
<input type="checkbox"/> Availability/Accessibility <input checked="" type="checkbox"/> Affordability <input type="checkbox"/> Sustainability		2	▼				
		3	▼				
<b>Project-level Accomplishments</b>	01 People ▼	<b>Proposed</b>	80		Accompl. Type: ▼	<b>Proposed</b>	
		<b>Underway</b>				<b>Underway</b>	
		<b>Complete</b>				<b>Complete</b>	
	Accompl. Type: ▼	<b>Proposed</b>			Accompl. Type: ▼	<b>Proposed</b>	
		<b>Underway</b>				<b>Underway</b>	
		<b>Complete</b>				<b>Complete</b>	
	Accompl. Type: ▼	<b>Proposed</b>			Accompl. Type: ▼	<b>Proposed</b>	
		<b>Underway</b>				<b>Underway</b>	
		<b>Complete</b>				<b>Complete</b>	
<b>Proposed Outcome</b>		<b>Performance Measure</b>			<b>Actual Outcome</b>		
See Explanation above.		Homelessness Prevention					
05 Public Services (General) 570.201(e) ▼				Matrix Codes ▼			
Matrix Codes ▼				Matrix Codes ▼			
Matrix Codes ▼				Matrix Codes ▼			
<b>Program Year 2</b>	ESG ▼	<b>Proposed Amt.</b>	10,000		Fund Source: ▼	<b>Proposed Amt.</b>	
		<b>Actual Amount</b>				<b>Actual Amount</b>	
	Fund Source: ▼	<b>Proposed Amt.</b>			Fund Source: ▼	<b>Proposed Amt.</b>	
		<b>Actual Amount</b>				<b>Actual Amount</b>	
	01 People ▼	<b>Proposed Units</b>	80		Accompl. Type: ▼	<b>Proposed Units</b>	
		<b>Actual Units</b>				<b>Actual Units</b>	
	Accompl. Type: ▼	<b>Proposed Units</b>			Accompl. Type: ▼	<b>Proposed Units</b>	
		<b>Actual Units</b>				<b>Actual Units</b>	

<b>Project Name:</b>		HELP of Southern Nevada - Emergency Resources Services					
<b>Description:</b>		<b>IDIS Project #:</b>	40	<b>UOG Code:</b>	NV320108 LAS VEGAS		
Funds to provide emergency resource services including food vouchers and transportation assistance for HIV/AIDS clients and their families.							
<b>Location:</b>		<b>Priority Need Category</b>					
1640 E Flamingo, Suite 100, Las Vegas, NV (Service Area - Clark County EMSA)		<b>Select one:</b>		Homeless/HIV/AIDS ▼			
<b>Explanation:</b>							
<b>Expected Completion Date:</b>		673 HIV/AIDS clients will have access to emergency resources assistance to increase self-sufficiency and prevent homelessness for the purpose of creating suitable living environments.					
6/30/2008							
<input type="radio"/> Objective Category <input type="radio"/> Decent Housing <input checked="" type="radio"/> Suitable Living Environment <input type="radio"/> Economic Opportunity							
<b>Specific Objectives</b>							
Outcome Categories		1	Increase range of housing options & related services for persons w/ special needs ▼				▼
<input checked="" type="checkbox"/> Availability/Accessibility <input type="checkbox"/> Affordability <input type="checkbox"/> Sustainability		2					▼
		3					▼
<b>Project-level Accomplishments</b>	01 People ▼	<b>Proposed</b>	673		Accompl. Type: ▼	<b>Proposed</b>	
		<b>Underway</b>				<b>Underway</b>	
		<b>Complete</b>				<b>Complete</b>	
	Accompl. Type: ▼	<b>Proposed</b>			Accompl. Type: ▼	<b>Proposed</b>	
		<b>Underway</b>				<b>Underway</b>	
		<b>Complete</b>				<b>Complete</b>	
	Accompl. Type: ▼	<b>Proposed</b>			Accompl. Type: ▼	<b>Proposed</b>	
		<b>Underway</b>				<b>Underway</b>	
		<b>Complete</b>				<b>Complete</b>	
<b>Proposed Outcome</b>		<b>Performance Measure</b>			<b>Actual Outcome</b>		
See Explanation above.		Homelessness Prevention					
31E Supportive service ▼				Matrix Codes ▼			
31D Administration - project sponsor ▼				Matrix Codes ▼			
Matrix Codes ▼				Matrix Codes ▼			
<b>Program Year 2</b>	HOPWA ▼	<b>Proposed Amt.</b>	195,000		Fund Source: ▼	<b>Proposed Amt.</b>	
		<b>Actual Amount</b>				<b>Actual Amount</b>	
	Fund Source: ▼	<b>Proposed Amt.</b>			Fund Source: ▼	<b>Proposed Amt.</b>	
		<b>Actual Amount</b>				<b>Actual Amount</b>	
	01 People ▼	<b>Proposed Units</b>	673		Accompl. Type: ▼	<b>Proposed Units</b>	
		<b>Actual Units</b>				<b>Actual Units</b>	
	Accompl. Type: ▼	<b>Proposed Units</b>			Accompl. Type: ▼	<b>Proposed Units</b>	
		<b>Actual Units</b>				<b>Actual Units</b>	

<b>Project Name:</b> HELP of Southern Nevada - Housing Database						
<b>Description:</b>	<b>IDIS Project #:</b> 41 <b>UOG Code:</b> NV320108 LAS VEGAS					
Funds to be used to maintain and update the existing HOPWA affordable housing database to assist clients with HIV/AIDS and their families with housing information services.						
<b>Location:</b> 1640 E Flamingo, Suite 100, Las Vegas, NV (Service Area - Clark County EMSA)	<b>Priority Need Category</b> <b>Select one:</b> Homeless/HIV/AIDS ▼					
<b>Expected Completion Date:</b> 6/30/2008	<b>Explanation:</b> 405 persons with HIV/AIDS and their family members will have improved access to affordable housing resources and information for the purpose of providing decent affordable housing.					
Objective Category <input checked="" type="radio"/> Decent Housing <input type="radio"/> Suitable Living Environment <input type="radio"/> Economic Opportunity	<b>Specific Objectives</b>					
Outcome Categories <input type="checkbox"/> Availability/Accessibility <input checked="" type="checkbox"/> Affordability <input type="checkbox"/> Sustainability	1 Increase range of housing options & related services for persons w/ special needs ▼ 2 ▼ 3 ▼					
<b>Project-level Accomplishments</b>	01 People ▼	<b>Proposed</b> 405		Accompl. Type: ▼	<b>Proposed</b>	
		<b>Underway</b>			<b>Underway</b>	
		<b>Complete</b>			<b>Complete</b>	
	Accompl. Type: ▼	<b>Proposed</b>		Accompl. Type: ▼	<b>Proposed</b>	
		<b>Underway</b>			<b>Underway</b>	
		<b>Complete</b>			<b>Complete</b>	
	Accompl. Type: ▼	<b>Proposed</b>		Accompl. Type: ▼	<b>Proposed</b>	
		<b>Underway</b>			<b>Underway</b>	
		<b>Complete</b>			<b>Complete</b>	
<b>Proposed Outcome</b>	<b>Performance Measure</b>	<b>Actual Outcome</b>				
See Explanation above.	Homelessness Prevention					
31I Housing information services ▼	Matrix Codes ▼					
31D Administration - project sponsor ▼	Matrix Codes ▼					
Matrix Codes ▼	Matrix Codes ▼					
<b>Program Year 2</b>	HOPWA ▼	<b>Proposed Amt.</b> 25,000		Fund Source: ▼	<b>Proposed Amt.</b>	
		<b>Actual Amount</b>			<b>Actual Amount</b>	
	Fund Source: ▼	<b>Proposed Amt.</b>		Fund Source: ▼	<b>Proposed Amt.</b>	
		<b>Actual Amount</b>			<b>Actual Amount</b>	
	01 People ▼	<b>Proposed Units</b> 405		Accompl. Type: ▼	<b>Proposed Units</b>	
		<b>Actual Units</b>			<b>Actual Units</b>	
	Accompl. Type: ▼	<b>Proposed Units</b>		Accompl. Type: ▼	<b>Proposed Units</b>	
		<b>Actual Units</b>			<b>Actual Units</b>	

<b>Project Name:</b> Helping Hands of Vegas Valley - Senior Transportation Program							
<b>Description:</b>	<b>IDIS Project #:</b> 42 <b>UOG Code:</b> NV320108 LAS VEGAS Volunteer program providing frail elderly low income clients to medical appointments, grocery shopping, and other vital appointments. Assist 116 senior clients with transportation to appointments, allowing them to remain independent.						
<b>Location:</b> City of Las Vegas	<b>Priority Need Category</b> <b>Select one:</b> Non-homeless Special Needs ▼						
<b>Expected Completion Date:</b> 6/30/2008	<b>Explanation:</b> 116 seniors will have increased availability and access to expanded senior services and enable them to remain independent for the purpose of creating suitable living environments.						
Objective Category <input type="radio"/> Decent Housing <input checked="" type="radio"/> Suitable Living Environment <input type="radio"/> Economic Opportunity	<b>Specific Objectives</b>						
Outcome Categories	1 Increase range of housing options & related services for persons w/ special needs ▼						
<input checked="" type="checkbox"/> Availability/Accessibility <input type="checkbox"/> Affordability <input type="checkbox"/> Sustainability	2 ▼						
	3 ▼						
<b>Project-level Accomplishments</b>	01 People ▼	<b>Proposed</b> 116		Accompl. Type: ▼	<b>Proposed</b>		
		<b>Underway</b>			<b>Underway</b>		
		<b>Complete</b>			<b>Complete</b>		
	Accompl. Type: ▼	<b>Proposed</b>		Accompl. Type: ▼	<b>Proposed</b>		
		<b>Underway</b>			<b>Underway</b>		
		<b>Complete</b>			<b>Complete</b>		
	Accompl. Type: ▼	<b>Proposed</b>		Accompl. Type: ▼	<b>Proposed</b>		
		<b>Underway</b>			<b>Underway</b>		
		<b>Complete</b>			<b>Complete</b>		
<b>Proposed Outcome</b>	<b>Performance Measure</b>	<b>Actual Outcome</b>					
See Explanation above.	Public Service						
05A Senior Services 570.201(e) ▼			Matrix Codes ▼				
Matrix Codes ▼			Matrix Codes ▼				
Matrix Codes ▼			Matrix Codes ▼				
<b>Program Year 2</b>	CDBG ▼	<b>Proposed Amt.</b>	10,000		Fund Source: ▼	<b>Proposed Amt.</b>	
		<b>Actual Amount</b>				<b>Actual Amount</b>	
	Fund Source: ▼	<b>Proposed Amt.</b>			Fund Source: ▼	<b>Proposed Amt.</b>	
		<b>Actual Amount</b>				<b>Actual Amount</b>	
	01 People ▼	<b>Proposed Units</b>	116		Accompl. Type: ▼	<b>Proposed Units</b>	
		<b>Actual Units</b>				<b>Actual Units</b>	
	Accompl. Type: ▼	<b>Proposed Units</b>			Accompl. Type: ▼	<b>Proposed Units</b>	
		<b>Actual Units</b>				<b>Actual Units</b>	

<b>Project Name:</b> James Seastrand - Minor Home Repairs						
<b>Description:</b>	<b>IDIS Project #:</b> 43 <b>UOG Code:</b> NV320108 LAS VEGAS Funds for minor home repairs for low-income elderly clients, who are unable to pay for such repairs.					
<b>Location:</b> City of Las Vegas CDBG-Eligible Census Tracts	<b>Priority Need Category</b> <b>Select one:</b> Owner Occupied Housing ▼					
<b>Expected Completion Date:</b> 6/30/2008	<b>Explanation:</b> 25 housing units occupied by seniors will have increased access and availability to affordable housing for the purpose of providing decent affordable housing.					
<b>Objective Category</b> <input checked="" type="radio"/> Decent Housing <input type="radio"/> Suitable Living Environment <input type="radio"/> Economic Opportunity	<b>Specific Objectives</b>					
<b>Outcome Categories</b>	1 Increase range of housing options & related services for persons w/ special needs ▼					
<input checked="" type="checkbox"/> Availability/Accessibility <input type="checkbox"/> Affordability <input type="checkbox"/> Sustainability	2 ▼					
	3 ▼					
<b>Project-level Accomplishments</b>	10 Housing Units ▼	<b>Proposed</b> 25		<b>Accompl. Type:</b> ▼	<b>Proposed</b>	
		<b>Underway</b>			<b>Underway</b>	
		<b>Complete</b>			<b>Complete</b>	
	<b>Accompl. Type:</b> ▼	<b>Proposed</b>		<b>Accompl. Type:</b> ▼	<b>Proposed</b>	
		<b>Underway</b>			<b>Underway</b>	
		<b>Complete</b>			<b>Complete</b>	
	<b>Accompl. Type:</b> ▼	<b>Proposed</b>		<b>Accompl. Type:</b> ▼	<b>Proposed</b>	
		<b>Underway</b>			<b>Underway</b>	
		<b>Complete</b>			<b>Complete</b>	
<b>Proposed Outcome</b>	<b>Performance Measure</b>	<b>Actual Outcome</b>				
See Explanation above.	Owner Occupied Units - Rehabilitated					
14A Rehab; Single-Unit Residential 570.202 ▼	Matrix Codes ▼					
Matrix Codes ▼	Matrix Codes ▼					
Matrix Codes ▼	Matrix Codes ▼					
<b>Program Year 2</b>	CDBG ▼	<b>Proposed Amt.</b> 8,000		<b>Fund Source:</b> ▼	<b>Proposed Amt.</b>	
		<b>Actual Amount</b>			<b>Actual Amount</b>	
	<b>Fund Source:</b> ▼	<b>Proposed Amt.</b>		<b>Fund Source:</b> ▼	<b>Proposed Amt.</b>	
		<b>Actual Amount</b>			<b>Actual Amount</b>	
	10 Housing Units ▼	<b>Proposed Units</b> 25		<b>Accompl. Type:</b> ▼	<b>Proposed Units</b>	
		<b>Actual Units</b>			<b>Actual Units</b>	
	<b>Accompl. Type:</b> ▼	<b>Proposed Units</b>		<b>Accompl. Type:</b> ▼	<b>Proposed Units</b>	
		<b>Actual Units</b>			<b>Actual Units</b>	

<b>Project Name:</b> Jude 22 - Senior Nutrition Center						
<b>Description:</b>	<b>IDIS Project #:</b> 44 <b>UOG Code:</b> NV320108 LAS VEGAS Provide low income seniors with emergency food for pantry. Assist seniors with food, liquid supplements and sundries.					
<b>Location:</b> 320 S. 9th, Las Vegas, NV	<b>Priority Need Category</b> <b>Select one:</b> Public Services ▼					
<b>Expected Completion Date:</b> 6/30/2008	<b>Explanation:</b> 2,000 seniors will have increased availability and accessility of services and food supply for the purpose of creating suitable living environments.					
Objective Category <input type="radio"/> Decent Housing <input checked="" type="radio"/> Suitable Living Environment <input type="radio"/> Economic Opportunity	<b>Specific Objectives</b>					
Outcome Categories	1 Increase range of housing options & related services for persons w/ special needs ▼					
<input checked="" type="checkbox"/> Availability/Accessibility <input type="checkbox"/> Affordability <input type="checkbox"/> Sustainability	2 ▼					
	3 ▼					
<b>Project-level Accomplishments</b>	01 People ▼	<b>Proposed</b> 2000		Accompl. Type: ▼	<b>Proposed</b>	
		<b>Underway</b>			<b>Underway</b>	
		<b>Complete</b>			<b>Complete</b>	
	Accompl. Type: ▼	<b>Proposed</b>		Accompl. Type: ▼	<b>Proposed</b>	
		<b>Underway</b>			<b>Underway</b>	
		<b>Complete</b>			<b>Complete</b>	
	Accompl. Type: ▼	<b>Proposed</b>		Accompl. Type: ▼	<b>Proposed</b>	
		<b>Underway</b>			<b>Underway</b>	
		<b>Complete</b>			<b>Complete</b>	
<b>Proposed Outcome</b>	<b>Performance Measure</b>	<b>Actual Outcome</b>				
See Explanation above.	Public Service					
05A Senior Services 570.201(e) ▼	Matrix Codes ▼					
Matrix Codes ▼	Matrix Codes ▼					
Matrix Codes ▼	Matrix Codes ▼					
<b>Program Year 2</b>	CDBG ▼	<b>Proposed Amt.</b> 20,281		Fund Source: ▼	<b>Proposed Amt.</b>	
		<b>Actual Amount</b>			<b>Actual Amount</b>	
	Fund Source: ▼	<b>Proposed Amt.</b>		Fund Source: ▼	<b>Proposed Amt.</b>	
		<b>Actual Amount</b>			<b>Actual Amount</b>	
	01 People ▼	<b>Proposed Units</b> 2,000		Accompl. Type: ▼	<b>Proposed Units</b>	
		<b>Actual Units</b>			<b>Actual Units</b>	
	Accompl. Type: ▼	<b>Proposed Units</b>		Accompl. Type: ▼	<b>Proposed Units</b>	
		<b>Actual Units</b>			<b>Actual Units</b>	

<b>Project Name:</b> Key Foundation - Jobs for Veterans							
<b>Description:</b>	<b>IDIS Project #:</b> 45 <b>UOG Code:</b> NV320108 LAS VEGAS Funds to be used to provide employment assistance to homeless persons, with veterans preference.						
<b>Location:</b> 1001 North A Street, Las Vegas, NV	<b>Priority Need Category</b> <b>Select one:</b> Homeless/HIV/AIDS ▼						
<b>Expected Completion Date:</b> 6/30/2008	<b>Explanation:</b> 119 homeless persons, including at risk veterans, will have new access to employment and help gaining self-sufficiency for the purpose of creating suitable living environments.						
<input type="radio"/> Objective Category <input type="radio"/> Decent Housing <input checked="" type="radio"/> Suitable Living Environment <input type="radio"/> Economic Opportunity	<b>Specific Objectives</b>						
Outcome Categories	1 End chronic homelessness ▼						
<input checked="" type="checkbox"/> Availability/Accessibility	2 ▼						
<input type="checkbox"/> Affordability	3 ▼						
<input type="checkbox"/> Sustainability							
<b>Project-level Accomplishments</b>	01 People ▼	<b>Proposed</b> 119		Accompl. Type: ▼	<b>Proposed</b>		
		<b>Underway</b>			<b>Underway</b>		
		<b>Complete</b>			<b>Complete</b>		
	Accompl. Type: ▼	<b>Proposed</b>		Accompl. Type: ▼	<b>Proposed</b>		
		<b>Underway</b>			<b>Underway</b>		
		<b>Complete</b>			<b>Complete</b>		
	Accompl. Type: ▼	<b>Proposed</b>		Accompl. Type: ▼	<b>Proposed</b>		
		<b>Underway</b>			<b>Underway</b>		
		<b>Complete</b>			<b>Complete</b>		
<b>Proposed Outcome</b>	<b>Performance Measure</b>	<b>Actual Outcome</b>					
See Explanation above.	Homelessness Prevention						
05 Public Services (General) 570.201(e) ▼				Matrix Codes ▼			
Matrix Codes ▼				Matrix Codes ▼			
Matrix Codes ▼				Matrix Codes ▼			
<b>Program Year 2</b>	CDBG ▼	<b>Proposed Amt.</b>	20,000		Fund Source: ▼	<b>Proposed Amt.</b>	
		<b>Actual Amount</b>				<b>Actual Amount</b>	
	Fund Source: ▼	<b>Proposed Amt.</b>			Fund Source: ▼	<b>Proposed Amt.</b>	
		<b>Actual Amount</b>				<b>Actual Amount</b>	
	01 People ▼	<b>Proposed Units</b>	119		Accompl. Type: ▼	<b>Proposed Units</b>	
		<b>Actual Units</b>				<b>Actual Units</b>	
	Accompl. Type: ▼	<b>Proposed Units</b>			Accompl. Type: ▼	<b>Proposed Units</b>	
		<b>Actual Units</b>				<b>Actual Units</b>	

<b>Project Name:</b> Key Foundation - Jobs for Veterans - Essential Services							
<b>Description:</b>	<b>IDIS Project #:</b> 46 <b>UOG Code:</b> NV320108 LAS VEGAS Funds to be used to provide employment assistance to homeless persons, with veterans preference.						
<b>Location:</b> 1001 North A Street, Las Vegas, NV	<b>Priority Need Category</b> <b>Select one:</b> Homeless/HIV/AIDS ▼						
<b>Expected Completion Date:</b> 6/30/2008	<b>Explanation:</b> 250 homeless persons, including at risk veterans, will have new access to employment and help gaining self-sufficiency for the purpose of creating suitable living environments.						
<input type="radio"/> Objective Category <input type="radio"/> Decent Housing <input checked="" type="radio"/> Suitable Living Environment <input type="radio"/> Economic Opportunity	<b>Specific Objectives</b>						
Outcome Categories	1 End chronic homelessness ▼						
<input checked="" type="checkbox"/> Availability/Accessibility	2 ▼						
<input type="checkbox"/> Affordability	3 ▼						
<input type="checkbox"/> Sustainability							
<b>Project-level Accomplishments</b>	01 People ▼	<b>Proposed</b> 250		Accompl. Type: ▼	<b>Proposed</b>		
		<b>Underway</b>			<b>Underway</b>		
		<b>Complete</b>			<b>Complete</b>		
	Accompl. Type: ▼	<b>Proposed</b>		Accompl. Type: ▼	<b>Proposed</b>		
		<b>Underway</b>			<b>Underway</b>		
		<b>Complete</b>			<b>Complete</b>		
	Accompl. Type: ▼	<b>Proposed</b>		Accompl. Type: ▼	<b>Proposed</b>		
		<b>Underway</b>			<b>Underway</b>		
		<b>Complete</b>			<b>Complete</b>		
<b>Proposed Outcome</b>	<b>Performance Measure</b>	<b>Actual Outcome</b>					
See Explanation above.	Homelessness Prevention						
05 Public Services (General) 570.201(e) ▼				Matrix Codes ▼			
Matrix Codes ▼				Matrix Codes ▼			
Matrix Codes ▼				Matrix Codes ▼			
<b>Program Year 2</b>	ESG ▼	<b>Proposed Amt.</b>	15,000		Fund Source: ▼	<b>Proposed Amt.</b>	
		<b>Actual Amount</b>				<b>Actual Amount</b>	
	Fund Source: ▼	<b>Proposed Amt.</b>			Fund Source: ▼	<b>Proposed Amt.</b>	
		<b>Actual Amount</b>				<b>Actual Amount</b>	
	01 People ▼	<b>Proposed Units</b>	250		Accompl. Type: ▼	<b>Proposed Units</b>	
		<b>Actual Units</b>				<b>Actual Units</b>	
	Accompl. Type: ▼	<b>Proposed Units</b>			Accompl. Type: ▼	<b>Proposed Units</b>	
		<b>Actual Units</b>				<b>Actual Units</b>	

<b>Project Name:</b> Las Vegas - Clark County Urban League - Senior Home Repair																						
<b>Description:</b>	<table border="1"> <tr> <td><b>IDIS Project #:</b> 47</td> <td><b>UOG Code:</b> NV320108 LAS VEGAS</td> </tr> </table> <p>Funds to rehabilitate homes for low-income seniors, services offered at the Martin Luther King Senior Center.</p>	<b>IDIS Project #:</b> 47	<b>UOG Code:</b> NV320108 LAS VEGAS																			
<b>IDIS Project #:</b> 47	<b>UOG Code:</b> NV320108 LAS VEGAS																					
<b>Location:</b>	<table border="1"> <tr> <td>City of Las Vegas CDBG-Eligible census tracts</td> <td> <b>Priority Need Category</b>                  Select one: Owner Occupied Housing ▼             </td> </tr> </table>	City of Las Vegas CDBG-Eligible census tracts	<b>Priority Need Category</b> Select one: Owner Occupied Housing ▼																			
City of Las Vegas CDBG-Eligible census tracts	<b>Priority Need Category</b> Select one: Owner Occupied Housing ▼																					
<b>Expected Completion Date:</b>	25 housing units for seniors will have increased access and availability through housing rehabilitation for the purpose of providing decent affordable housing.																					
6/30/2008 Objective Category <input checked="" type="radio"/> Decent Housing <input type="radio"/> Suitable Living Environment <input type="radio"/> Economic Opportunity	<b>Explanation:</b>																					
<b>Specific Objectives</b>																						
Outcome Categories	<table border="1"> <tr> <td>1</td> <td>Increase range of housing options &amp; related services for persons w/ special needs ▼</td> </tr> <tr> <td>2</td> <td>▼</td> </tr> <tr> <td>3</td> <td>▼</td> </tr> </table>	1	Increase range of housing options & related services for persons w/ special needs ▼	2	▼	3	▼															
1	Increase range of housing options & related services for persons w/ special needs ▼																					
2	▼																					
3	▼																					
<input checked="" type="checkbox"/> Availability/Accessibility <input type="checkbox"/> Affordability <input type="checkbox"/> Sustainability																						
<b>Project-level Accomplishments</b>	<table border="1"> <tr> <td>10 Housing Units ▼</td> <td><b>Proposed</b></td> <td>25</td> <td></td> <td>Accompl. Type: ▼</td> <td><b>Proposed</b></td> <td></td> </tr> <tr> <td></td> <td><b>Underway</b></td> <td></td> <td></td> <td></td> <td><b>Underway</b></td> <td></td> </tr> <tr> <td></td> <td><b>Complete</b></td> <td></td> <td></td> <td></td> <td><b>Complete</b></td> <td></td> </tr> </table>	10 Housing Units ▼	<b>Proposed</b>	25		Accompl. Type: ▼	<b>Proposed</b>			<b>Underway</b>				<b>Underway</b>			<b>Complete</b>				<b>Complete</b>	
	10 Housing Units ▼	<b>Proposed</b>	25		Accompl. Type: ▼	<b>Proposed</b>																
		<b>Underway</b>				<b>Underway</b>																
		<b>Complete</b>				<b>Complete</b>																
	<table border="1"> <tr> <td>Accompl. Type: ▼</td> <td><b>Proposed</b></td> <td></td> <td></td> <td>Accompl. Type: ▼</td> <td><b>Proposed</b></td> <td></td> </tr> <tr> <td></td> <td><b>Underway</b></td> <td></td> <td></td> <td></td> <td><b>Underway</b></td> <td></td> </tr> <tr> <td></td> <td><b>Complete</b></td> <td></td> <td></td> <td></td> <td><b>Complete</b></td> <td></td> </tr> </table>	Accompl. Type: ▼	<b>Proposed</b>			Accompl. Type: ▼	<b>Proposed</b>			<b>Underway</b>				<b>Underway</b>			<b>Complete</b>				<b>Complete</b>	
	Accompl. Type: ▼	<b>Proposed</b>			Accompl. Type: ▼	<b>Proposed</b>																
		<b>Underway</b>				<b>Underway</b>																
		<b>Complete</b>				<b>Complete</b>																
	<table border="1"> <tr> <td>Accompl. Type: ▼</td> <td><b>Proposed</b></td> <td></td> <td></td> <td>Accompl. Type: ▼</td> <td><b>Proposed</b></td> <td></td> </tr> <tr> <td></td> <td><b>Underway</b></td> <td></td> <td></td> <td></td> <td><b>Underway</b></td> <td></td> </tr> <tr> <td></td> <td><b>Complete</b></td> <td></td> <td></td> <td></td> <td><b>Complete</b></td> <td></td> </tr> </table>	Accompl. Type: ▼	<b>Proposed</b>			Accompl. Type: ▼	<b>Proposed</b>			<b>Underway</b>				<b>Underway</b>			<b>Complete</b>				<b>Complete</b>	
Accompl. Type: ▼	<b>Proposed</b>			Accompl. Type: ▼	<b>Proposed</b>																	
	<b>Underway</b>				<b>Underway</b>																	
	<b>Complete</b>				<b>Complete</b>																	
<table border="1"> <tr> <td><b>Proposed Outcome</b></td> <td><b>Performance Measure</b></td> <td><b>Actual Outcome</b></td> </tr> <tr> <td>See Explanation above.</td> <td>Owner Occupied Units - Rehabilitated</td> <td></td> </tr> </table>		<b>Proposed Outcome</b>	<b>Performance Measure</b>	<b>Actual Outcome</b>	See Explanation above.	Owner Occupied Units - Rehabilitated																
<b>Proposed Outcome</b>	<b>Performance Measure</b>	<b>Actual Outcome</b>																				
See Explanation above.	Owner Occupied Units - Rehabilitated																					
14A Rehab; Single-Unit Residential 570.202 ▼	Matrix Codes ▼																					
Matrix Codes ▼	Matrix Codes ▼																					
Matrix Codes ▼	Matrix Codes ▼																					
<b>Program Year 2</b>	<table border="1"> <tr> <td>CDBG ▼</td> <td><b>Proposed Amt.</b></td> <td>95,000</td> <td></td> <td>Fund Source: ▼</td> <td><b>Proposed Amt.</b></td> <td></td> </tr> <tr> <td></td> <td><b>Actual Amount</b></td> <td></td> <td></td> <td></td> <td><b>Actual Amount</b></td> <td></td> </tr> </table>	CDBG ▼	<b>Proposed Amt.</b>	95,000		Fund Source: ▼	<b>Proposed Amt.</b>			<b>Actual Amount</b>				<b>Actual Amount</b>								
	CDBG ▼	<b>Proposed Amt.</b>	95,000		Fund Source: ▼	<b>Proposed Amt.</b>																
		<b>Actual Amount</b>				<b>Actual Amount</b>																
	<table border="1"> <tr> <td>Fund Source: ▼</td> <td><b>Proposed Amt.</b></td> <td></td> <td></td> <td>Fund Source: ▼</td> <td><b>Proposed Amt.</b></td> <td></td> </tr> <tr> <td></td> <td><b>Actual Amount</b></td> <td></td> <td></td> <td></td> <td><b>Actual Amount</b></td> <td></td> </tr> </table>	Fund Source: ▼	<b>Proposed Amt.</b>			Fund Source: ▼	<b>Proposed Amt.</b>			<b>Actual Amount</b>				<b>Actual Amount</b>								
	Fund Source: ▼	<b>Proposed Amt.</b>			Fund Source: ▼	<b>Proposed Amt.</b>																
		<b>Actual Amount</b>				<b>Actual Amount</b>																
	<table border="1"> <tr> <td>10 Housing Units ▼</td> <td><b>Proposed Units</b></td> <td>25</td> <td></td> <td>Accompl. Type: ▼</td> <td><b>Proposed Units</b></td> <td></td> </tr> <tr> <td></td> <td><b>Actual Units</b></td> <td></td> <td></td> <td></td> <td><b>Actual Units</b></td> <td></td> </tr> </table>	10 Housing Units ▼	<b>Proposed Units</b>	25		Accompl. Type: ▼	<b>Proposed Units</b>			<b>Actual Units</b>				<b>Actual Units</b>								
	10 Housing Units ▼	<b>Proposed Units</b>	25		Accompl. Type: ▼	<b>Proposed Units</b>																
		<b>Actual Units</b>				<b>Actual Units</b>																
	<table border="1"> <tr> <td>Accompl. Type: ▼</td> <td><b>Proposed Units</b></td> <td></td> <td></td> <td>Accompl. Type: ▼</td> <td><b>Proposed Units</b></td> <td></td> </tr> <tr> <td></td> <td><b>Actual Units</b></td> <td></td> <td></td> <td></td> <td><b>Actual Units</b></td> <td></td> </tr> </table>	Accompl. Type: ▼	<b>Proposed Units</b>			Accompl. Type: ▼	<b>Proposed Units</b>			<b>Actual Units</b>				<b>Actual Units</b>								
	Accompl. Type: ▼	<b>Proposed Units</b>			Accompl. Type: ▼	<b>Proposed Units</b>																
		<b>Actual Units</b>				<b>Actual Units</b>																

<b>Project Name:</b> Las Vegas - Clark County Urban League - Self-Sufficiency Homeless Program						
<b>Description:</b>	<b>IDIS Project #:</b> 48 <b>UOG Code:</b> NV320108 LAS VEGAS Funds to provide rent and utility assistance, case management, and life skills to prevent homelessness.					
<b>Location:</b> 1058 W. Owens, Las Vegas, NV 89106	<b>Priority Need Category</b> <b>Select one:</b> Homeless/HIV/AIDS ▼					
<b>Expected Completion Date:</b> 6/30/2008	<b>Explanation:</b> 60 persons will have access to rent/utility assistance to increase access/affordability for self-sufficiency and to prevent homelessness for the purpose of providing decent affordable housing.					
<b>Objective Category</b> <input checked="" type="radio"/> Decent Housing <input type="radio"/> Suitable Living Environment <input type="radio"/> Economic Opportunity	<b>Specific Objectives</b>					
<b>Outcome Categories</b>	1 End chronic homelessness ▼					
<input type="checkbox"/> Availability/Accessibility	2 ▼					
<input checked="" type="checkbox"/> Affordability	3 ▼					
<input type="checkbox"/> Sustainability						
<b>Project-level Accomplishments</b>	01 People ▼	<b>Proposed</b> 60		<b>Accompl. Type:</b> ▼	<b>Proposed</b>	
		<b>Underway</b>			<b>Underway</b>	
		<b>Complete</b>			<b>Complete</b>	
	<b>Accompl. Type:</b> ▼	<b>Proposed</b>		<b>Accompl. Type:</b> ▼	<b>Proposed</b>	
		<b>Underway</b>			<b>Underway</b>	
		<b>Complete</b>			<b>Complete</b>	
	<b>Accompl. Type:</b> ▼	<b>Proposed</b>		<b>Accompl. Type:</b> ▼	<b>Proposed</b>	
		<b>Underway</b>			<b>Underway</b>	
		<b>Complete</b>			<b>Complete</b>	
<b>Proposed Outcome</b>	<b>Performance Measure</b>	<b>Actual Outcome</b>				
See Explanation above.	Public Service					
05 Public Services (General) 570.201(e) ▼				Matrix Codes ▼		
Matrix Codes ▼				Matrix Codes ▼		
Matrix Codes ▼				Matrix Codes ▼		
<b>Program Year 2</b>	ESG ▼	<b>Proposed Amt.</b> 5,000		<b>Fund Source:</b> ▼	<b>Proposed Amt.</b>	
		<b>Actual Amount</b>			<b>Actual Amount</b>	
	<b>Fund Source:</b> ▼	<b>Proposed Amt.</b>		<b>Fund Source:</b> ▼	<b>Proposed Amt.</b>	
		<b>Actual Amount</b>			<b>Actual Amount</b>	
	01 People ▼	<b>Proposed Units</b> 60		<b>Accompl. Type:</b> ▼	<b>Proposed Units</b>	
		<b>Actual Units</b>			<b>Actual Units</b>	
	<b>Accompl. Type:</b> ▼	<b>Proposed Units</b>		<b>Accompl. Type:</b> ▼	<b>Proposed Units</b>	
		<b>Actual Units</b>			<b>Actual Units</b>	

<b>Project Name:</b> Las Vegas Art Museum - LVAM School Tour Program						
<b>Description:</b>	<b>IDIS Project #:</b> 49 <b>UOG Code:</b> NV320108 LAS VEGAS Provide at risk 4th grade students the opportunity to participate in an art exhibit field trip.					
<b>Location:</b> 9600 W. Sahara - Sahara & Grand Canyon	<b>Priority Need Category</b> <b>Select one:</b> Public Services ▼					
<b>Expected Completion Date:</b> 6/30/2008	<b>Explanation:</b> 3400 at risk 4th grad students will have new access and availability to educational opportunities through an art exhibit field trip for the purpose of creating suitable living environments.					
Objective Category <input type="radio"/> Decent Housing <input checked="" type="radio"/> Suitable Living Environment <input type="radio"/> Economic Opportunity	<b>Specific Objectives</b>					
Outcome Categories	1 Improve the services for low/mod income persons ▼					
<input checked="" type="checkbox"/> Availability/Accessibility <input type="checkbox"/> Affordability <input type="checkbox"/> Sustainability	2 ▼					
	3 ▼					
<b>Project-level Accomplishments</b>	01 People ▼	<b>Proposed</b> 3,400		Accompl. Type: ▼	<b>Proposed</b>	
		<b>Underway</b>			<b>Underway</b>	
		<b>Complete</b>			<b>Complete</b>	
	Accompl. Type: ▼	<b>Proposed</b>		Accompl. Type: ▼	<b>Proposed</b>	
		<b>Underway</b>			<b>Underway</b>	
		<b>Complete</b>			<b>Complete</b>	
	Accompl. Type: ▼	<b>Proposed</b>		Accompl. Type: ▼	<b>Proposed</b>	
		<b>Underway</b>			<b>Underway</b>	
		<b>Complete</b>			<b>Complete</b>	
<b>Proposed Outcome</b>	<b>Performance Measure</b>	<b>Actual Outcome</b>				
See Explanation above.	Public Service					
05D Youth Services 570.201(e) ▼	Matrix Codes ▼					
Matrix Codes ▼	Matrix Codes ▼					
Matrix Codes ▼	Matrix Codes ▼					
<b>Program Year 2</b>	CDBG ▼	<b>Proposed Amt.</b> 10,000		Fund Source: ▼	<b>Proposed Amt.</b>	
		<b>Actual Amount</b>			<b>Actual Amount</b>	
	Fund Source: ▼	<b>Proposed Amt.</b>		Fund Source: ▼	<b>Proposed Amt.</b>	
		<b>Actual Amount</b>			<b>Actual Amount</b>	
	01 People ▼	<b>Proposed Units</b> 3,400		Accompl. Type: ▼	<b>Proposed Units</b>	
		<b>Actual Units</b>			<b>Actual Units</b>	
	Accompl. Type: ▼	<b>Proposed Units</b>		Accompl. Type: ▼	<b>Proposed Units</b>	
		<b>Actual Units</b>			<b>Actual Units</b>	

<b>Project Name:</b> Las Vegas FACT - The Home Project						
<b>Description:</b>	<b>IDIS Project #:</b> 50 <b>UOG Code:</b> NV320108 LAS VEGAS Funds to provide short-term rental/mortgage/utility assistance, housing information services, and supportive services for clients with HIV/AIDS and their families.					
<b>Location:</b> Enterprise Health Center, 1700 Wheeler Peak, Las Vegas, NV	<b>Priority Need Category</b> <b>Select one:</b> Homeless/HIV/AIDS ▼					
<b>Expected Completion Date:</b> 6/30/2008	<b>Explanation:</b> 134 HIV/AIDS clients and their family members will have increased or maintained housing stability through rental assistance and increase supportive services for the purpose of providing decent affordable housing.					
<b>Objective Category</b> <input checked="" type="radio"/> Decent Housing <input type="radio"/> Suitable Living Environment <input type="radio"/> Economic Opportunity	<b>Specific Objectives</b>					
<b>Outcome Categories</b>	1 Increase range of housing options & related services for persons w/ special needs ▼					
<input type="checkbox"/> Availability/Accessibility <input checked="" type="checkbox"/> Affordability <input type="checkbox"/> Sustainability	2 ▼ 3 ▼					
<b>Project-level Accomplishments</b>	01 People ▼	<b>Proposed</b> 53		Accompl. Type: ▼	<b>Proposed</b>	
		<b>Underway</b>			<b>Underway</b>	
		<b>Complete</b>			<b>Complete</b>	
	01 People ▼	<b>Proposed</b> 12		Accompl. Type: ▼	<b>Proposed</b>	
		<b>Underway</b>			<b>Underway</b>	
		<b>Complete</b>			<b>Complete</b>	
	01 People ▼	<b>Proposed</b> 69		Accompl. Type: ▼	<b>Proposed</b>	
		<b>Underway</b>			<b>Underway</b>	
		<b>Complete</b>			<b>Complete</b>	
<b>Proposed Outcome</b>	<b>Performance Measure</b>	<b>Actual Outcome</b>				
See Explanation above.	Tenant-Based Rental Assist. / Homelessness Prevention					
31G Short term rent mortgage utility payments ▼	31H Resource identification ▼					
31E Supportive service ▼	31D Administration - project sponsor ▼					
31I Housing information services ▼	Matrix Codes ▼					
<b>Program Year 2</b>	HOPWA ▼	<b>Proposed Amt.</b> 50,000		Fund Source: ▼	<b>Proposed Amt.</b>	
		<b>Actual Amount</b>			<b>Actual Amount</b>	
	Fund Source: ▼	<b>Proposed Amt.</b>		Fund Source: ▼	<b>Proposed Amt.</b>	
		<b>Actual Amount</b>			<b>Actual Amount</b>	
	01 People ▼	<b>Proposed Units</b> 53		01 People ▼	<b>Proposed Units</b> 69	
		<b>Actual Units</b>			<b>Actual Units</b>	
	01 People ▼	<b>Proposed Units</b> 12		Accompl. Type: ▼	<b>Proposed Units</b>	
		<b>Actual Units</b>			<b>Actual Units</b>	

<b>Project Name:</b> Las Vegas Heat Track Club - Youth Track Club						
<b>Description:</b> Provide 65 children with athletic and life skills opportunities. All children assisted with CDBG funds must live in the City of Las Vegas.	<b>IDIS Project #:</b> 51 <b>UOG Code:</b> NV320108 LAS VEGAS					
<b>Location:</b> Cheyenne High School, Craig & Simmons	<b>Priority Need Category</b> Select one: Public Services ▼					
<b>Expected Completion Date:</b> 6/30/2008	<b>Explanation:</b> 65 children will receive improved life, computer, math, and reading skills to increase grades and career opportunities for the purpose of creating suitable living environments.					
Objective Category <input type="radio"/> Decent Housing <input checked="" type="radio"/> Suitable Living Environment <input type="radio"/> Economic Opportunity	<b>Specific Objectives</b>					
Outcome Categories	1 Improve the services for low/mod income persons ▼					
<input checked="" type="checkbox"/> Availability/Accessibility <input type="checkbox"/> Affordability <input type="checkbox"/> Sustainability	2 ▼					
	3 ▼					
<b>Project-level Accomplishments</b>	01 People ▼	Proposed	65	Accompl. Type: ▼	Proposed	
		Underway			Underway	
		Complete			Complete	
	Accompl. Type: ▼	Proposed		Accompl. Type: ▼	Proposed	
		Underway			Underway	
		Complete			Complete	
	Accompl. Type: ▼	Proposed		Accompl. Type: ▼	Proposed	
		Underway			Underway	
		Complete			Complete	
<b>Proposed Outcome</b>	<b>Performance Measure</b>	<b>Actual Outcome</b>				
See Explanation above.	Public Service					
05D Youth Services 570.201(e) ▼	Matrix Codes ▼					
Matrix Codes ▼	Matrix Codes ▼					
Matrix Codes ▼	Matrix Codes ▼					
<b>Program Year 2</b>	CDBG ▼	Proposed Amt.	10,000	Fund Source: ▼	Proposed Amt.	
		Actual Amount			Actual Amount	
	Fund Source: ▼	Proposed Amt.		Fund Source: ▼	Proposed Amt.	
		Actual Amount			Actual Amount	
	01 People ▼	Proposed Units	65	Accompl. Type: ▼	Proposed Units	
		Actual Units			Actual Units	
	Accompl. Type: ▼	Proposed Units		Accompl. Type: ▼	Proposed Units	
		Actual Units			Actual Units	

<b>Project Name:</b>		Las Vegas Natural History Museum - Explore! Program					
<b>Description:</b>		<b>IDIS Project #:</b>	52	<b>UOG Code:</b>	NV320108 LAS VEGAS		
Provide at risk elementary school children the opportunity to attend a learning safari at the museum. 4,340 low income students will be provided a field trip to the museum, 90 teachers will receive a 20 page manual with pre and post training exercises based on the museum visit.							
<b>Location:</b>		<b>Priority Need Category</b>					
900 Las Vegas Blvd, Las Vegas, NV		<b>Select one:</b>		Public Services ▼			
<b>Explanation:</b>							
<b>Expected Completion Date:</b>		4,340 economically disadvantaged children who would not otherwise be able to participate will have new access to educational opportunities through a learning safari for the purpose of creating suitable living environments.					
6/30/2008							
<b>Objective Category</b> <input type="radio"/> Decent Housing <input checked="" type="radio"/> Suitable Living Environment <input type="radio"/> Economic Opportunity							
<b>Specific Objectives</b>							
Outcome Categories		1	Improve the services for low/mod income persons ▼				
<input checked="" type="checkbox"/> Availability/Accessibility <input type="checkbox"/> Affordability <input type="checkbox"/> Sustainability		2	▼				
		3	▼				
<b>Project-level Accomplishments</b>	01 People ▼	<b>Proposed</b>	4,340		Accompl. Type: ▼	<b>Proposed</b>	
		<b>Underway</b>				<b>Underway</b>	
		<b>Complete</b>				<b>Complete</b>	
	Accompl. Type: ▼	<b>Proposed</b>			Accompl. Type: ▼	<b>Proposed</b>	
		<b>Underway</b>				<b>Underway</b>	
		<b>Complete</b>				<b>Complete</b>	
	Accompl. Type: ▼	<b>Proposed</b>			Accompl. Type: ▼	<b>Proposed</b>	
		<b>Underway</b>				<b>Underway</b>	
		<b>Complete</b>				<b>Complete</b>	
<b>Proposed Outcome</b>		<b>Performance Measure</b>			<b>Actual Outcome</b>		
See Explanation above.		Public Service					
05D Youth Services 570.201(e) ▼				Matrix Codes ▼			
Matrix Codes ▼				Matrix Codes ▼			
Matrix Codes ▼				Matrix Codes ▼			
<b>Program Year 2</b>	CDBG ▼	<b>Proposed Amt.</b>	12,818		Fund Source: ▼	<b>Proposed Amt.</b>	
		<b>Actual Amount</b>				<b>Actual Amount</b>	
	Fund Source: ▼	<b>Proposed Amt.</b>			Fund Source: ▼	<b>Proposed Amt.</b>	
		<b>Actual Amount</b>				<b>Actual Amount</b>	
	01 People ▼	<b>Proposed Units</b>	4,340		Accompl. Type: ▼	<b>Proposed Units</b>	
		<b>Actual Units</b>				<b>Actual Units</b>	
	Accompl. Type: ▼	<b>Proposed Units</b>			Accompl. Type: ▼	<b>Proposed Units</b>	
		<b>Actual Units</b>				<b>Actual Units</b>	

<b>Project Name:</b>		Latin Chamber of Commerce - Arturo Cambiero Senior Center					
<b>Description:</b>		<b>IDIS Project #:</b>	53	<b>UOG Code:</b>	NV320108 LAS VEGAS		
Provide low income seniors bi-lingual services, lunch, and activities.							
<b>Location:</b>		<b>Priority Need Category</b>					
330 N. 13th - 13th & Stewart		<b>Select one:</b>		Non-homeless Special Needs ▼			
<b>Explanation:</b>							
<b>Expected Completion Date:</b>		53 seniors will have access to bilingual services for the purpose of creating suitable living environments.					
6/30/2008							
<input type="radio"/> Objective Category <input type="radio"/> Decent Housing <input checked="" type="radio"/> Suitable Living Environment <input type="radio"/> Economic Opportunity							
<b>Specific Objectives</b>							
Outcome Categories		1	Increase range of housing options & related services for persons w/ special needs ▼				
<input checked="" type="checkbox"/> Availability/Accessibility <input type="checkbox"/> Affordability <input type="checkbox"/> Sustainability		2	▼				
		3	▼				
<b>Project-level Accomplishments</b>	01 People ▼	<b>Proposed</b>	53		Accompl. Type: ▼	<b>Proposed</b>	
		<b>Underway</b>				<b>Underway</b>	
		<b>Complete</b>				<b>Complete</b>	
	Accompl. Type: ▼	<b>Proposed</b>			Accompl. Type: ▼	<b>Proposed</b>	
		<b>Underway</b>				<b>Underway</b>	
		<b>Complete</b>				<b>Complete</b>	
	Accompl. Type: ▼	<b>Proposed</b>			Accompl. Type: ▼	<b>Proposed</b>	
		<b>Underway</b>				<b>Underway</b>	
		<b>Complete</b>				<b>Complete</b>	
<b>Proposed Outcome</b>		<b>Performance Measure</b>		<b>Actual Outcome</b>			
See Explanation above.		Public Service					
05A Senior Services 570.201(e) ▼				Matrix Codes ▼			
Matrix Codes ▼				Matrix Codes ▼			
Matrix Codes ▼				Matrix Codes ▼			
<b>Program Year 2</b>	CDBG ▼	<b>Proposed Amt.</b>	10,000		Fund Source: ▼	<b>Proposed Amt.</b>	
		<b>Actual Amount</b>				<b>Actual Amount</b>	
	Fund Source: ▼	<b>Proposed Amt.</b>			Fund Source: ▼	<b>Proposed Amt.</b>	
		<b>Actual Amount</b>				<b>Actual Amount</b>	
	01 People ▼	<b>Proposed Units</b>	53		Accompl. Type: ▼	<b>Proposed Units</b>	
		<b>Actual Units</b>				<b>Actual Units</b>	
	Accompl. Type: ▼	<b>Proposed Units</b>			Accompl. Type: ▼	<b>Proposed Units</b>	
		<b>Actual Units</b>				<b>Actual Units</b>	

<b>Project Name:</b>		Lied Discovery Children's Museum - Youthworks Program					
<b>Description:</b>		<b>IDIS Project #:</b>	54	<b>UOG Code:</b>	NV320108 LAS VEGAS		
Work program for low income youth that offers job skills training and life skills. 100 youth will participate in the Youthworks program.							
<b>Location:</b>		<b>Priority Need Category</b>					
833 Las Vegas Blvd. N., Las Vegas, NV		<b>Select one:</b>		Public Services ▼			
<b>Explanation:</b>							
<b>Expected Completion Date:</b>		62 youth will have access to job and life skills and participants will achieve 100% High School graduation in the program for the purpose of creating suitable living environments.					
6/30/2008							
<input type="radio"/> Objective Category <input type="radio"/> Decent Housing <input checked="" type="radio"/> Suitable Living Environment <input type="radio"/> Economic Opportunity							
<b>Specific Objectives</b>							
Outcome Categories		1	Improve the services for low/mod income persons ▼				
<input checked="" type="checkbox"/> Availability/Accessibility <input type="checkbox"/> Affordability <input type="checkbox"/> Sustainability		2	▼				
		3	▼				
<b>Project-level Accomplishments</b>	01 People ▼	<b>Proposed</b>	62		Accompl. Type: ▼	<b>Proposed</b>	
		<b>Underway</b>				<b>Underway</b>	
		<b>Complete</b>				<b>Complete</b>	
	Accompl. Type: ▼	<b>Proposed</b>			Accompl. Type: ▼	<b>Proposed</b>	
		<b>Underway</b>				<b>Underway</b>	
		<b>Complete</b>				<b>Complete</b>	
	Accompl. Type: ▼	<b>Proposed</b>			Accompl. Type: ▼	<b>Proposed</b>	
		<b>Underway</b>				<b>Underway</b>	
		<b>Complete</b>				<b>Complete</b>	
<b>Proposed Outcome</b>		<b>Performance Measure</b>			<b>Actual Outcome</b>		
See Explanation above.		Public Service					
05D Youth Services 570.201(e) ▼				Matrix Codes ▼			
Matrix Codes ▼				Matrix Codes ▼			
Matrix Codes ▼				Matrix Codes ▼			
<b>Program Year 2</b>	CDBG ▼	<b>Proposed Amt.</b>	10,848		Fund Source: ▼	<b>Proposed Amt.</b>	
		<b>Actual Amount</b>				<b>Actual Amount</b>	
	Fund Source: ▼	<b>Proposed Amt.</b>			Fund Source: ▼	<b>Proposed Amt.</b>	
		<b>Actual Amount</b>				<b>Actual Amount</b>	
	01 People ▼	<b>Proposed Units</b>	62		Accompl. Type: ▼	<b>Proposed Units</b>	
		<b>Actual Units</b>				<b>Actual Units</b>	
	Accompl. Type: ▼	<b>Proposed Units</b>			Accompl. Type: ▼	<b>Proposed Units</b>	
		<b>Actual Units</b>				<b>Actual Units</b>	

<b>Project Name:</b> Lutheran Social Services - Emergency Food and Services							
<b>Description:</b>	<b>IDIS Project #:</b> 55 <b>UOG Code:</b> NV320108 LAS VEGAS						
5							
<b>Location:</b> 800 N. Bruce, Las Vegas, NV	<b>Priority Need Category</b> <b>Select one:</b> Homeless/HIV/AIDS ▼						
<b>Expected Completion Date:</b> 6/30/2008	<b>Explanation:</b> 9,486 persons will have availability and accessibility to food resources to prevent hunger among homeless, prevent homelessness for non-homeless persons, and provide case management to achieve self sufficiency for the purpose of creating suitable living environments.						
Objective Category <input type="radio"/> Decent Housing <input checked="" type="radio"/> Suitable Living Environment <input type="radio"/> Economic Opportunity	<b>Specific Objectives</b>						
Outcome Categories	1 End chronic homelessness ▼						
<input checked="" type="checkbox"/> Availability/Accessibility <input type="checkbox"/> Affordability <input type="checkbox"/> Sustainability	2 ▼						
	3 ▼						
<b>Project-level Accomplishments</b>	01 People ▼	<b>Proposed</b> 9,486		Accompl. Type: ▼	<b>Proposed</b>		
		<b>Underway</b>			<b>Underway</b>		
		<b>Complete</b>			<b>Complete</b>		
	Accompl. Type: ▼	<b>Proposed</b>		Accompl. Type: ▼	<b>Proposed</b>		
		<b>Underway</b>			<b>Underway</b>		
		<b>Complete</b>			<b>Complete</b>		
	Accompl. Type: ▼	<b>Proposed</b>		Accompl. Type: ▼	<b>Proposed</b>		
		<b>Underway</b>			<b>Underway</b>		
		<b>Complete</b>			<b>Complete</b>		
<b>Proposed Outcome</b>	<b>Performance Measure</b>	<b>Actual Outcome</b>					
See Explanation above.	Homelessness Prevention						
05 Public Services (General) 570.201(e) ▼				Matrix Codes ▼			
Matrix Codes ▼				Matrix Codes ▼			
Matrix Codes ▼				Matrix Codes ▼			
<b>Program Year 2</b>	CDBG ▼	<b>Proposed Amt.</b>	30,000		Fund Source: ▼	<b>Proposed Amt.</b>	
		<b>Actual Amount</b>				<b>Actual Amount</b>	
	Fund Source: ▼	<b>Proposed Amt.</b>			Fund Source: ▼	<b>Proposed Amt.</b>	
		<b>Actual Amount</b>				<b>Actual Amount</b>	
	01 People ▼	<b>Proposed Units</b>	9,486		Accompl. Type: ▼	<b>Proposed Units</b>	
		<b>Actual Units</b>				<b>Actual Units</b>	
	Accompl. Type: ▼	<b>Proposed Units</b>			Accompl. Type: ▼	<b>Proposed Units</b>	
		<b>Actual Units</b>				<b>Actual Units</b>	

<b>Project Name:</b> Lutheran Social Services - Emergency Food and Services							
<b>Description:</b>	<b>IDIS Project #:</b> 56 <b>UOG Code:</b> NV320108 LAS VEGAS						
Funds to provide emergency food and services for homeless clients and families.							
<b>Location:</b> 800 N. Bruce, Las Vegas, NV	<b>Priority Need Category</b> <b>Select one:</b> Homeless/HIV/AIDS ▼						
<b>Expected Completion Date:</b> 6/30/2008	<b>Explanation:</b> 312 homeless persons will have access to increased services to help them achieve self-sufficiency and increased employment opportunities for the purpose of creating suitable living environments.						
Objective Category <input type="radio"/> Decent Housing <input checked="" type="radio"/> Suitable Living Environment <input type="radio"/> Economic Opportunity	<b>Specific Objectives</b>						
Outcome Categories	1 End chronic homelessness ▼						
<input checked="" type="checkbox"/> Availability/Accessibility	2 ▼						
<input type="checkbox"/> Affordability	3 ▼						
<input type="checkbox"/> Sustainability							
<b>Project-level Accomplishments</b>	01 People ▼	<b>Proposed</b> 312		Accompl. Type: ▼	<b>Proposed</b>		
		<b>Underway</b>			<b>Underway</b>		
		<b>Complete</b>			<b>Complete</b>		
	Accompl. Type: ▼	<b>Proposed</b>		Accompl. Type: ▼	<b>Proposed</b>		
		<b>Underway</b>			<b>Underway</b>		
		<b>Complete</b>			<b>Complete</b>		
	Accompl. Type: ▼	<b>Proposed</b>		Accompl. Type: ▼	<b>Proposed</b>		
		<b>Underway</b>			<b>Underway</b>		
		<b>Complete</b>			<b>Complete</b>		
<b>Proposed Outcome</b>	<b>Performance Measure</b>	<b>Actual Outcome</b>					
See Explanation above.	Homelessness Prevention						
05 Public Services (General) 570.201(e) ▼				Matrix Codes ▼			
Matrix Codes ▼				Matrix Codes ▼			
Matrix Codes ▼				Matrix Codes ▼			
<b>Program Year 2</b>	ESG ▼	<b>Proposed Amt.</b>	12,596		Fund Source: ▼	<b>Proposed Amt.</b>	
		<b>Actual Amount</b>				<b>Actual Amount</b>	
	Fund Source: ▼	<b>Proposed Amt.</b>			Fund Source: ▼	<b>Proposed Amt.</b>	
		<b>Actual Amount</b>				<b>Actual Amount</b>	
	01 People ▼	<b>Proposed Units</b>	312		Accompl. Type: ▼	<b>Proposed Units</b>	
		<b>Actual Units</b>				<b>Actual Units</b>	
	Accompl. Type: ▼	<b>Proposed Units</b>			Accompl. Type: ▼	<b>Proposed Units</b>	
		<b>Actual Units</b>				<b>Actual Units</b>	

<b>Project Name:</b> Nevada Association of Latin Americans (NALA) - Child Care / Preschool							
<b>Description:</b>	<b>IDIS Project #:</b> 57 <b>UOG Code:</b> NV320108 LAS VEGAS Program helps children between 2 and 6 years old to develop physically, intellectually, and socially, while offering nutritious breakfast, lunch, and afternoon snacks. Funding request is for salaries of 2 full time teachers.						
<b>Location:</b> 323 Maryland Parkway (Maryland & Stewart), Las Vegas, NV	<b>Priority Need Category</b> <b>Select one:</b> Public Services ▼						
<b>Expected Completion Date:</b> 6/30/2008	<b>Explanation:</b> 23 children to sustain child care / preschool services and increased reading readiness, math readiness, language, science, and motor skills for the purpose of providing economic opportunities.						
<input type="radio"/> Objective Category <input type="radio"/> Decent Housing <input type="radio"/> Suitable Living Environment <input checked="" type="radio"/> Economic Opportunity	<b>Specific Objectives</b>						
Outcome Categories	1 Improve the services for low/mod income persons ▼						
<input type="checkbox"/> Availability/Accessibility	2 ▼						
<input type="checkbox"/> Affordability	3 ▼						
<input checked="" type="checkbox"/> Sustainability							
<b>Project-level Accomplishments</b>	01 People ▼	<b>Proposed</b> 23		Accompl. Type: ▼	<b>Proposed</b>		
		<b>Underway</b>			<b>Underway</b>		
		<b>Complete</b>			<b>Complete</b>		
	Accompl. Type: ▼	<b>Proposed</b>		Accompl. Type: ▼	<b>Proposed</b>		
		<b>Underway</b>			<b>Underway</b>		
		<b>Complete</b>			<b>Complete</b>		
	Accompl. Type: ▼	<b>Proposed</b>		Accompl. Type: ▼	<b>Proposed</b>		
		<b>Underway</b>			<b>Underway</b>		
		<b>Complete</b>			<b>Complete</b>		
<b>Proposed Outcome</b>	<b>Performance Measure</b>	<b>Actual Outcome</b>					
See Explanation above.	Public Service						
05L Child Care Services 570.201(e) ▼			Matrix Codes ▼				
Matrix Codes ▼			Matrix Codes ▼				
Matrix Codes ▼			Matrix Codes ▼				
<b>Program Year 2</b>	CDBG ▼	<b>Proposed Amt.</b>	38,189		Fund Source: ▼	<b>Proposed Amt.</b>	
		<b>Actual Amount</b>				<b>Actual Amount</b>	
	Fund Source: ▼	<b>Proposed Amt.</b>			Fund Source: ▼	<b>Proposed Amt.</b>	
		<b>Actual Amount</b>				<b>Actual Amount</b>	
	01 People ▼	<b>Proposed Units</b>	23		Accompl. Type: ▼	<b>Proposed Units</b>	
		<b>Actual Units</b>				<b>Actual Units</b>	
	Accompl. Type: ▼	<b>Proposed Units</b>			Accompl. Type: ▼	<b>Proposed Units</b>	
		<b>Actual Units</b>				<b>Actual Units</b>	

<b>Project Name:</b> NALA - Housing and Supportive Services						
<b>Description:</b>	<b>IDIS Project #:</b> 58 <b>UOG Code:</b> NV320108 LAS VEGAS					
Provide short-term rent, mortgage, and utility assistance and supportive services to clients with HIV/AIDS and their families.						
<b>Location:</b> 323 Maryland Parkway (Maryland & Stewart), Las Vegas, NV (Service Area: Clark County EMSA)	<b>Priority Need Category</b> <b>Select one:</b> Homeless/HIV/AIDS ▼					
<b>Expected Completion Date:</b> 6/30/2008	<b>Explanation:</b> 215 persons with HIV/AIDS and their families will receive affordable housing and supportive services to prevent homelessness and for the purpose of providing decent affordable housing.					
<input type="radio"/> Objective Category <input checked="" type="radio"/> Decent Housing <input type="radio"/> Suitable Living Environment <input type="radio"/> Economic Opportunity	<b>Specific Objectives</b>					
Outcome Categories	1 Increase range of housing options & related services for persons w/ special needs ▼					
<input type="checkbox"/> Availability/Accessibility	2 ▼					
<input checked="" type="checkbox"/> Affordability	3 ▼					
<input type="checkbox"/> Sustainability						
<b>Project-level Accomplishments</b>	01 People ▼	<b>Proposed</b> 215		Accompl. Type: ▼	<b>Proposed</b>	
		<b>Underway</b>			<b>Underway</b>	
		<b>Complete</b>			<b>Complete</b>	
	Accompl. Type: ▼	<b>Proposed</b>		Accompl. Type: ▼	<b>Proposed</b>	
		<b>Underway</b>			<b>Underway</b>	
		<b>Complete</b>			<b>Complete</b>	
	Accompl. Type: ▼	<b>Proposed</b>		Accompl. Type: ▼	<b>Proposed</b>	
		<b>Underway</b>			<b>Underway</b>	
		<b>Complete</b>			<b>Complete</b>	
<b>Proposed Outcome</b>	<b>Performance Measure</b>	<b>Actual Outcome</b>				
See Explanation above.	Tenant-Based Rental Assistance					
31G Short term rent mortgage utility payments ▼	Matrix Codes ▼					
31E Supportive service ▼	Matrix Codes ▼					
31D Administration - project sponsor ▼	Matrix Codes ▼					
<b>Program Year 2</b>	HOPWA ▼	<b>Proposed Amt.</b> 60,000		Fund Source: ▼	<b>Proposed Amt.</b>	
		<b>Actual Amount</b>			<b>Actual Amount</b>	
	Fund Source: ▼	<b>Proposed Amt.</b>		Fund Source: ▼	<b>Proposed Amt.</b>	
		<b>Actual Amount</b>			<b>Actual Amount</b>	
	01 People ▼	<b>Proposed Units</b> 215		Accompl. Type: ▼	<b>Proposed Units</b>	
		<b>Actual Units</b>			<b>Actual Units</b>	
	Accompl. Type: ▼	<b>Proposed Units</b>		Accompl. Type: ▼	<b>Proposed Units</b>	
		<b>Actual Units</b>			<b>Actual Units</b>	

<b>Project Name:</b> Nevada Health Centers - Dental and Medical Center							
<b>Description:</b>	<b>IDIS Project #:</b> 59 <b>UOG Code:</b> NV320108 LAS VEGAS Provide funds for the rehabilitation of a building into a dental and medical services center.						
<b>Location:</b> 2212 S Eastern Avenue, Las Vegas, NV 89104	<b>Priority Need Category</b> <b>Select one:</b> Public Facilities ▼						
<b>Expected Completion Date:</b> 6/30/2008	<b>Explanation:</b> Rehabilitation of the dental and medical services facility will provide increased accessibility and availability of services, including health and dental services for the purpose of creating suitable living environments.						
Objective Category <input type="radio"/> Decent Housing <input checked="" type="radio"/> Suitable Living Environment <input type="radio"/> Economic Opportunity	<b>Specific Objectives</b>						
Outcome Categories	1 Improve quality / increase quantity of neighborhood facilities for low-income persons ▼						
<input checked="" type="checkbox"/> Availability/Accessibility <input type="checkbox"/> Affordability <input type="checkbox"/> Sustainability	2 ▼						
	3 ▼						
<b>Project-level Accomplishments</b>	11 Public Facilities ▼	<b>Proposed</b> 1		Accompl. Type: ▼	<b>Proposed</b>		
		<b>Underway</b>			<b>Underway</b>		
		<b>Complete</b>			<b>Complete</b>		
	Accompl. Type: ▼	<b>Proposed</b>		Accompl. Type: ▼	<b>Proposed</b>		
		<b>Underway</b>			<b>Underway</b>		
		<b>Complete</b>			<b>Complete</b>		
	Accompl. Type: ▼	<b>Proposed</b>		Accompl. Type: ▼	<b>Proposed</b>		
		<b>Underway</b>			<b>Underway</b>		
		<b>Complete</b>			<b>Complete</b>		
<b>Proposed Outcome</b>	<b>Performance Measure</b>	<b>Actual Outcome</b>					
See Explanation above.	Public Facility or Infrastructure						
03P Health Facilities 570.201(c) ▼		Matrix Codes ▼					
Matrix Codes ▼		Matrix Codes ▼					
Matrix Codes ▼		Matrix Codes ▼					
<b>Program Year 2</b>	CDBG ▼	<b>Proposed Amt.</b>	300,000		Fund Source: ▼	<b>Proposed Amt.</b>	
		<b>Actual Amount</b>				<b>Actual Amount</b>	
	Fund Source: ▼	<b>Proposed Amt.</b>			Fund Source: ▼	<b>Proposed Amt.</b>	
		<b>Actual Amount</b>				<b>Actual Amount</b>	
	11 Public Facility: ▼	<b>Proposed Units</b>		1	Accompl. Type: ▼	<b>Proposed Units</b>	
		<b>Actual Units</b>				<b>Actual Units</b>	
	Accompl. Type: ▼	<b>Proposed Units</b>			Accompl. Type: ▼	<b>Proposed Units</b>	
		<b>Actual Units</b>				<b>Actual Units</b>	

<b>Project Name:</b>		Positively Kids - Home Health and Respite Care Services for Children					
<b>Description:</b>		<b>IDIS Project #:</b>	60	<b>UOG Code:</b>	NV320108 LAS VEGAS		
Provide medically fragile children and their families home health care and respite care services, including in-home skilled nursing and therapeutic care.							
<b>Location:</b>		<b>Priority Need Category</b>					
3753 Howard Hughes Pkwy, Suite 200, Las Vegas, NV 89109		<b>Select one:</b>		Public Services ▼			
<b>Explanation:</b>							
<b>Expected Completion Date:</b>		50 children will sustain health care and respite care services for the purpose of providing economic opportunities.					
6/30/2008							
<input type="checkbox"/> Objective Category <input type="radio"/> Decent Housing <input type="radio"/> Suitable Living Environment <input checked="" type="radio"/> Economic Opportunity							
<b>Specific Objectives</b>							
Outcome Categories		1	Improve the services for low/mod income persons ▼				
<input type="checkbox"/> Availability/Accessibility <input type="checkbox"/> Affordability <input checked="" type="checkbox"/> Sustainability		2	▼				
		3	▼				
<b>Project-level Accomplishments</b>	01 People ▼	<b>Proposed</b>	50		Accompl. Type: ▼	<b>Proposed</b>	
		<b>Underway</b>				<b>Underway</b>	
		<b>Complete</b>				<b>Complete</b>	
	Accompl. Type: ▼	<b>Proposed</b>			Accompl. Type: ▼	<b>Proposed</b>	
		<b>Underway</b>				<b>Underway</b>	
		<b>Complete</b>				<b>Complete</b>	
	Accompl. Type: ▼	<b>Proposed</b>			Accompl. Type: ▼	<b>Proposed</b>	
		<b>Underway</b>				<b>Underway</b>	
		<b>Complete</b>				<b>Complete</b>	
<b>Proposed Outcome</b>		<b>Performance Measure</b>			<b>Actual Outcome</b>		
See Explanation above.		Public Service					
05D Youth Services 570.201(e) ▼				Matrix Codes ▼			
Matrix Codes ▼				Matrix Codes ▼			
Matrix Codes ▼				Matrix Codes ▼			
<b>Program Year 2</b>	CDBG ▼	<b>Proposed Amt.</b>	36,254		Fund Source: ▼	<b>Proposed Amt.</b>	
		<b>Actual Amount</b>				<b>Actual Amount</b>	
	Fund Source: ▼	<b>Proposed Amt.</b>			Fund Source: ▼	<b>Proposed Amt.</b>	
		<b>Actual Amount</b>				<b>Actual Amount</b>	
	01 People ▼	<b>Proposed Units</b>	50		Accompl. Type: ▼	<b>Proposed Units</b>	
		<b>Actual Units</b>				<b>Actual Units</b>	
	Accompl. Type: ▼	<b>Proposed Units</b>			Accompl. Type: ▼	<b>Proposed Units</b>	
		<b>Actual Units</b>				<b>Actual Units</b>	

<b>Project Name:</b> Rebuilding Together with Christmas in April - Event Day						
<b>Description:</b>	<b>IDIS Project #:</b> 61 <b>UOG Code:</b> NV320108 LAS VEGAS Funds for event day operations to rehabilitate homes for 25 low-income seniors, the disabled, and families with children.					
<b>Location:</b> City of Las Vegas CDBG-Eligible census tracts	<b>Priority Need Category</b> <b>Select one:</b> Owner Occupied Housing ▼					
<b>Expected Completion Date:</b> 6/30/2008	<b>Explanation:</b> 10 households including seniors, disabled, and families with children will have sustained affordable housing by housing rehabilitation for the purpose of providing decent affordable housing.					
<b>Objective Category</b> <input checked="" type="radio"/> Decent Housing <input type="radio"/> Suitable Living Environment <input type="radio"/> Economic Opportunity	<b>Specific Objectives</b>					
<b>Outcome Categories</b>	1 Improve the quality of owner housing ▼					
<input type="checkbox"/> Availability/Accessibility	2 ▼					
<input type="checkbox"/> Affordability	3 ▼					
<input checked="" type="checkbox"/> Sustainability						
<b>Project-level Accomplishments</b>	04 Households ▼	<b>Proposed</b> 10		<b>Accompl. Type:</b> ▼	<b>Proposed</b>	
		<b>Underway</b>			<b>Underway</b>	
		<b>Complete</b>			<b>Complete</b>	
	<b>Accompl. Type:</b> ▼	<b>Proposed</b>		<b>Accompl. Type:</b> ▼	<b>Proposed</b>	
		<b>Underway</b>			<b>Underway</b>	
		<b>Complete</b>			<b>Complete</b>	
	<b>Accompl. Type:</b> ▼	<b>Proposed</b>		<b>Accompl. Type:</b> ▼	<b>Proposed</b>	
		<b>Underway</b>			<b>Underway</b>	
		<b>Complete</b>			<b>Complete</b>	
<b>Proposed Outcome</b>	<b>Performance Measure</b>	<b>Actual Outcome</b>				
See Explanation above.	Public Service					
05 Public Services (General) 570.201(e) ▼				Matrix Codes ▼		
Matrix Codes ▼				Matrix Codes ▼		
Matrix Codes ▼				Matrix Codes ▼		
<b>Program Year 2</b>	CDBG ▼	<b>Proposed Amt.</b> 10,000		<b>Fund Source:</b> ▼	<b>Proposed Amt.</b>	
		<b>Actual Amount</b>			<b>Actual Amount</b>	
	<b>Fund Source:</b> ▼	<b>Proposed Amt.</b>		<b>Fund Source:</b> ▼	<b>Proposed Amt.</b>	
		<b>Actual Amount</b>			<b>Actual Amount</b>	
	04 Households ▼	<b>Proposed Units</b> 10		<b>Accompl. Type:</b> ▼	<b>Proposed Units</b>	
		<b>Actual Units</b>			<b>Actual Units</b>	
	<b>Accompl. Type:</b> ▼	<b>Proposed Units</b>		<b>Accompl. Type:</b> ▼	<b>Proposed Units</b>	
		<b>Actual Units</b>			<b>Actual Units</b>	

<b>Project Name:</b>		Rebuilding Together with Christmas in April - Housing Rehabilitation					
<b>Description:</b>		<b>IDIS Project #:</b>	62	<b>UOG Code:</b>	NV320108 LAS VEGAS		
Funds to rehabilitate homes for low-income seniors, the disabled, and families with children.							
<b>Location:</b>		<b>Priority Need Category</b>					
City of Las Vegas CDBG-Eligible census tracts		<b>Select one:</b>		Owner Occupied Housing ▼			
<b>Explanation:</b>							
<b>Expected Completion Date:</b>		25 housing units for seniors, disabled and families with children will have increased access and availability through housing rehabilitation for the purpose of providing decent affordable housing.					
6/30/2008							
<input type="checkbox"/> Objective Category <input checked="" type="radio"/> Decent Housing <input type="radio"/> Suitable Living Environment <input type="radio"/> Economic Opportunity							
<b>Specific Objectives</b>							
Outcome Categories		1	Improve the quality of owner housing ▼				
<input checked="" type="checkbox"/> Availability/Accessibility		2					
<input type="checkbox"/> Affordability		3					
<input type="checkbox"/> Sustainability							
<b>Project-level Accomplishments</b>	10 Housing Units ▼	<b>Proposed</b>	25		Accompl. Type: ▼	<b>Proposed</b>	
		<b>Underway</b>				<b>Underway</b>	
		<b>Complete</b>				<b>Complete</b>	
	Accompl. Type: ▼	<b>Proposed</b>			Accompl. Type: ▼	<b>Proposed</b>	
		<b>Underway</b>				<b>Underway</b>	
		<b>Complete</b>				<b>Complete</b>	
	Accompl. Type: ▼	<b>Proposed</b>			Accompl. Type: ▼	<b>Proposed</b>	
		<b>Underway</b>				<b>Underway</b>	
		<b>Complete</b>				<b>Complete</b>	
<b>Proposed Outcome</b>		<b>Performance Measure</b>			<b>Actual Outcome</b>		
See Explanation above.		Owner Occupied Units - Rehabilitated					
14A Rehab; Single-Unit Residential 570.202 ▼				Matrix Codes ▼			
Matrix Codes ▼				Matrix Codes ▼			
Matrix Codes ▼				Matrix Codes ▼			
<b>Program Year 2</b>	CDBG ▼	<b>Proposed Amt.</b>	125,000		Fund Source: ▼	<b>Proposed Amt.</b>	
		<b>Actual Amount</b>				<b>Actual Amount</b>	
	Fund Source: ▼	<b>Proposed Amt.</b>			Fund Source: ▼	<b>Proposed Amt.</b>	
		<b>Actual Amount</b>				<b>Actual Amount</b>	
	10 Housing Units ▼	<b>Proposed Units</b>	25		Accompl. Type: ▼	<b>Proposed Units</b>	
		<b>Actual Units</b>				<b>Actual Units</b>	
	Accompl. Type: ▼	<b>Proposed Units</b>			Accompl. Type: ▼	<b>Proposed Units</b>	
		<b>Actual Units</b>				<b>Actual Units</b>	

<b>Project Name:</b> SAFE House - Emergency Shelter						
<b>Description:</b>	<b>IDIS Project #:</b> 63 <b>UOG Code:</b> NV320108 LAS VEGAS Provide emergency shelter and services for homeless persons that are victims of domestic violence.					
<b>Location:</b> City of Las Vegas	<b>Priority Need Category</b> <b>Select one:</b> Homeless/HIV/AIDS ▼					
<b>Expected Completion Date:</b> 6/30/2008	<b>Explanation:</b> 100 homeless persons, including victims of domestic violence, will access emergency shelter and services for the purpose of providing decent affordable housing.					
<input type="radio"/> Objective Category <input checked="" type="radio"/> Decent Housing <input type="radio"/> Suitable Living Environment <input type="radio"/> Economic Opportunity	<b>Specific Objectives</b>					
Outcome Categories	1 End chronic homelessness ▼					
<input checked="" type="checkbox"/> Availability/Accessibility	2 ▼					
<input type="checkbox"/> Affordability	3 ▼					
<input type="checkbox"/> Sustainability						
<b>Project-level Accomplishments</b>	01 People ▼	<b>Proposed</b> 100		Accompl. Type: ▼	<b>Proposed</b>	
		<b>Underway</b>			<b>Underway</b>	
		<b>Complete</b>			<b>Complete</b>	
	Accompl. Type: ▼	<b>Proposed</b>		Accompl. Type: ▼	<b>Proposed</b>	
		<b>Underway</b>			<b>Underway</b>	
		<b>Complete</b>			<b>Complete</b>	
	Accompl. Type: ▼	<b>Proposed</b>		Accompl. Type: ▼	<b>Proposed</b>	
		<b>Underway</b>			<b>Underway</b>	
		<b>Complete</b>			<b>Complete</b>	
<b>Proposed Outcome</b>	<b>Performance Measure</b>	<b>Actual Outcome</b>				
See Explanation above.	Number of Homeless Persons given Overnight Shelter					
03T Operating Costs of Homeless/AIDS Patients Programs ▼	Matrix Codes ▼					
Matrix Codes ▼	Matrix Codes ▼					
Matrix Codes ▼	Matrix Codes ▼					
<b>Program Year 2</b>	ESG ▼	<b>Proposed Amt.</b> 10,000		Fund Source: ▼	<b>Proposed Amt.</b>	
		<b>Actual Amount</b>			<b>Actual Amount</b>	
	Fund Source: ▼	<b>Proposed Amt.</b>		Fund Source: ▼	<b>Proposed Amt.</b>	
		<b>Actual Amount</b>			<b>Actual Amount</b>	
	01 People ▼	<b>Proposed Units</b> 100		Accompl. Type: ▼	<b>Proposed Units</b>	
		<b>Actual Units</b>			<b>Actual Units</b>	
	Accompl. Type: ▼	<b>Proposed Units</b>		Accompl. Type: ▼	<b>Proposed Units</b>	
		<b>Actual Units</b>			<b>Actual Units</b>	

<b>Project Name:</b> Salvation Army - Homeless Services					
<b>Description:</b>	<b>IDIS Project #:</b> 64 <b>UOG Code:</b> NV320108 LAS VEGAS Funds to provide for the operation of the emergency shelter and homeless services security.				
<b>Location:</b> 31 - 47 West Owens Ave, Las Vegas, NV 89030	<b>Priority Need Category</b> <b>Select one:</b> Homeless/HIV/AIDS ▼				
<b>Expected Completion Date:</b> 6/30/2008	<b>Explanation:</b> 6,500 homeless persons and their family members will have access to the day and night shelter for the purpose of creating suitable living environments.				
Objective Category <input checked="" type="radio"/> Decent Housing <input type="radio"/> Suitable Living Environment <input type="radio"/> Economic Opportunity	<b>Specific Objectives</b>				
Outcome Categories	1 End chronic homelessness ▼				
<input checked="" type="checkbox"/> Availability/Accessibility <input type="checkbox"/> Affordability <input type="checkbox"/> Sustainability	2 ▼ 3 ▼				
<b>Project-level Accomplishments</b>	01 People ▼	<b>Proposed</b> 6,500	Accompl. Type: ▼	<b>Proposed</b>	
		<b>Underway</b>		<b>Underway</b>	
		<b>Complete</b>		<b>Complete</b>	
	Accompl. Type: ▼	<b>Proposed</b>	Accompl. Type: ▼	<b>Proposed</b>	
		<b>Underway</b>		<b>Underway</b>	
		<b>Complete</b>		<b>Complete</b>	
	Accompl. Type: ▼	<b>Proposed</b>	Accompl. Type: ▼	<b>Proposed</b>	
		<b>Underway</b>		<b>Underway</b>	
		<b>Complete</b>		<b>Complete</b>	
<b>Proposed Outcome</b>		<b>Performance Measure</b>		<b>Actual Outcome</b>	
See Explanation above.		Number of Homeless Persons given Overnight Shelter			
03T Operating Costs of Homeless/AIDS Patients Programs ▼			Matrix Codes ▼		
Matrix Codes ▼			Matrix Codes ▼		
Matrix Codes ▼			Matrix Codes ▼		
<b>Program Year 2</b>	ESG ▼	<b>Proposed Amt.</b> 21,337	Fund Source: ▼	<b>Proposed Amt.</b>	
		<b>Actual Amount</b>		<b>Actual Amount</b>	
	Fund Source: ▼	<b>Proposed Amt.</b>	Fund Source: ▼	<b>Proposed Amt.</b>	
		<b>Actual Amount</b>		<b>Actual Amount</b>	
	01 People ▼	<b>Proposed Units</b> 6,500	Accompl. Type: ▼	<b>Proposed Units</b>	
		<b>Actual Units</b>		<b>Actual Units</b>	
	Accompl. Type: ▼	<b>Proposed Units</b>	Accompl. Type: ▼	<b>Proposed Units</b>	
		<b>Actual Units</b>		<b>Actual Units</b>	

<b>Project Name:</b> Salvation Army - Vocational Training Services							
<b>Description:</b>	<b>IDIS Project #:</b> 65 <b>UOG Code:</b> NV320108 LAS VEGAS Provide job training for clients by providing them in-house employment training.						
<b>Location:</b> 35 West Owens Ave, Las Vegas, NV 89030	<b>Priority Need Category</b> <b>Select one:</b> Homeless/HIV/AIDS ▼						
<b>Expected Completion Date:</b> 6/30/2008	<b>Explanation:</b> 369 homeless persons will receive access to employment training to increase the skills necessary to obtain and maintain employment and become more self-sufficient for the purpose of creating suitable living environments.						
Objective Category <input type="radio"/> Decent Housing <input checked="" type="radio"/> Suitable Living Environment <input type="radio"/> Economic Opportunity	<b>Specific Objectives</b>						
Outcome Categories	1 End chronic homelessness ▼						
<input checked="" type="checkbox"/> Availability/Accessibility <input type="checkbox"/> Affordability <input type="checkbox"/> Sustainability	2 ▼						
	3 ▼						
<b>Project-level Accomplishments</b>	01 People ▼	<b>Proposed</b> 369		Accompl. Type: ▼	<b>Proposed</b>		
		<b>Underway</b>			<b>Underway</b>		
		<b>Complete</b>			<b>Complete</b>		
	Accompl. Type: ▼	<b>Proposed</b>		Accompl. Type: ▼	<b>Proposed</b>		
		<b>Underway</b>			<b>Underway</b>		
		<b>Complete</b>			<b>Complete</b>		
	Accompl. Type: ▼	<b>Proposed</b>		Accompl. Type: ▼	<b>Proposed</b>		
		<b>Underway</b>			<b>Underway</b>		
		<b>Complete</b>			<b>Complete</b>		
<b>Proposed Outcome</b>	<b>Performance Measure</b>	<b>Actual Outcome</b>					
See Explanation above.	Homelessness Prevention						
05H Employment Training 570.201(e) ▼				Matrix Codes ▼			
Matrix Codes ▼				Matrix Codes ▼			
Matrix Codes ▼				Matrix Codes ▼			
<b>Program Year 2</b>	CDBG ▼	<b>Proposed Amt.</b>	25,000		Fund Source: ▼	<b>Proposed Amt.</b>	
		<b>Actual Amount</b>				<b>Actual Amount</b>	
	Fund Source: ▼	<b>Proposed Amt.</b>			Fund Source: ▼	<b>Proposed Amt.</b>	
		<b>Actual Amount</b>				<b>Actual Amount</b>	
	01 People ▼	<b>Proposed Units</b>	369		Accompl. Type: ▼	<b>Proposed Units</b>	
		<b>Actual Units</b>				<b>Actual Units</b>	
	Accompl. Type: ▼	<b>Proposed Units</b>			Accompl. Type: ▼	<b>Proposed Units</b>	
		<b>Actual Units</b>				<b>Actual Units</b>	

<b>Project Name:</b> Southern NV Public Television Friends of Channel 10 - Literacy Outreach							
<b>Description:</b>	<b>IDIS Project #:</b> 66 <b>UOG Code:</b> NV320108 LAS VEGAS						
Provide low income families with books for literacy enhancement program. Through the utilization of childrens books, childrens workshops, and outreach materials Ready to Learn seeks to improve childrens academic success.							
<b>Location:</b> City of Las Vegas	<b>Priority Need Category</b> <b>Select one:</b> Public Services ▼						
<b>Expected Completion Date:</b> 6/30/2008	<b>Explanation:</b> 2,000 persons will have new accessibility and availability to books to increase the school readiness and literacy levels of children 2-12, increase family literacy involvement, word knowledge, reading comprehension, and writing composition for the purpose of creating suitable living environments.						
Objective Category <input type="radio"/> Decent Housing <input checked="" type="radio"/> Suitable Living Environment <input type="radio"/> Economic Opportunity	<b>Specific Objectives</b>						
Outcome Categories	1 Improve the services for low/mod income persons ▼						
<input checked="" type="checkbox"/> Availability/Accessibility <input type="checkbox"/> Affordability <input type="checkbox"/> Sustainability	2 ▼						
	3 ▼						
<b>Project-level Accomplishments</b>	01 People ▼	<b>Proposed</b> 2,000		Accompl. Type: ▼	<b>Proposed</b>		
		<b>Underway</b>			<b>Underway</b>		
		<b>Complete</b>			<b>Complete</b>		
	Accompl. Type: ▼	<b>Proposed</b>		Accompl. Type: ▼	<b>Proposed</b>		
		<b>Underway</b>			<b>Underway</b>		
		<b>Complete</b>			<b>Complete</b>		
	Accompl. Type: ▼	<b>Proposed</b>		Accompl. Type: ▼	<b>Proposed</b>		
		<b>Underway</b>			<b>Underway</b>		
		<b>Complete</b>			<b>Complete</b>		
<b>Proposed Outcome</b>	<b>Performance Measure</b>	<b>Actual Outcome</b>					
See Explanation above.	Public Service						
05 Public Services (General) 570.201(e) ▼				Matrix Codes ▼			
Matrix Codes ▼				Matrix Codes ▼			
Matrix Codes ▼				Matrix Codes ▼			
<b>Program Year 2</b>	CDBG ▼	<b>Proposed Amt.</b>	12,500		Fund Source: ▼	<b>Proposed Amt.</b>	
		<b>Actual Amount</b>				<b>Actual Amount</b>	
	Fund Source: ▼	<b>Proposed Amt.</b>			Fund Source: ▼	<b>Proposed Amt.</b>	
		<b>Actual Amount</b>				<b>Actual Amount</b>	
	01 People ▼	<b>Proposed Units</b>	2,000		Accompl. Type: ▼	<b>Proposed Units</b>	
		<b>Actual Units</b>				<b>Actual Units</b>	
	Accompl. Type: ▼	<b>Proposed Units</b>			Accompl. Type: ▼	<b>Proposed Units</b>	
		<b>Actual Units</b>				<b>Actual Units</b>	

<b>Project Name:</b>		Spread the Word Nevada Kids to Kids - Youth and Family Literacy Program					
<b>Description:</b>		<b>IDIS Project #:</b>	67	<b>UOG Code:</b>	NV320108 LAS VEGAS		
Provide book bags as well as new and gently used books to pre-K through 5th grade elementary students attending at risk schools to take home in an effort to increase literacy in the community.							
<b>Location:</b>		<b>Priority Need Category</b>					
Various Elementary Schools, City of Las Vegas		<b>Select one:</b>		Public Services ▼			
<b>Explanation:</b>							
<b>Expected Completion Date:</b>		225 children from at risk schools will new access to books to increase childrens reading and comprehension levels by one grade level for the purpose of creating suitable living environments.					
6/30/2008							
<input type="radio"/> Objective Category <input type="radio"/> Decent Housing <input checked="" type="radio"/> Suitable Living Environment <input type="radio"/> Economic Opportunity							
<b>Specific Objectives</b>							
Outcome Categories		1	Improve the services for low/mod income persons ▼				
<input checked="" type="checkbox"/> Availability/Accessibility <input type="checkbox"/> Affordability <input type="checkbox"/> Sustainability		2	▼				
		3	▼				
<b>Project-level Accomplishments</b>	01 People ▼	<b>Proposed</b>	225		Accompl. Type: ▼	<b>Proposed</b>	
		<b>Underway</b>				<b>Underway</b>	
		<b>Complete</b>				<b>Complete</b>	
	Accompl. Type: ▼	<b>Proposed</b>			Accompl. Type: ▼	<b>Proposed</b>	
		<b>Underway</b>				<b>Underway</b>	
		<b>Complete</b>				<b>Complete</b>	
	Accompl. Type: ▼	<b>Proposed</b>			Accompl. Type: ▼	<b>Proposed</b>	
		<b>Underway</b>				<b>Underway</b>	
		<b>Complete</b>				<b>Complete</b>	
<b>Proposed Outcome</b>		<b>Performance Measure</b>			<b>Actual Outcome</b>		
See Explanation above.		Public Service					
05D Youth Services 570.201(e) ▼				Matrix Codes ▼			
Matrix Codes ▼				Matrix Codes ▼			
Matrix Codes ▼				Matrix Codes ▼			
<b>Program Year 2</b>	CDBG ▼	<b>Proposed Amt.</b>	10,000		Fund Source: ▼	<b>Proposed Amt.</b>	
		<b>Actual Amount</b>				<b>Actual Amount</b>	
	Fund Source: ▼	<b>Proposed Amt.</b>			Fund Source: ▼	<b>Proposed Amt.</b>	
		<b>Actual Amount</b>				<b>Actual Amount</b>	
	01 People ▼	<b>Proposed Units</b>	225		Accompl. Type: ▼	<b>Proposed Units</b>	
		<b>Actual Units</b>				<b>Actual Units</b>	
	Accompl. Type: ▼	<b>Proposed Units</b>			Accompl. Type: ▼	<b>Proposed Units</b>	
		<b>Actual Units</b>				<b>Actual Units</b>	

<b>Project Name:</b> Sunrise Children's Foundation - HIPPY Program							
<b>Description:</b>	<b>IDIS Project #:</b> 68 <b>UOG Code:</b> NV320108 LAS VEGAS Provide 40 children from 3 - 5 preschool and school readiness through the Home Instruction for Parents of Preschool Youngsters (HIPPY) program.						
<b>Location:</b> 908 Weaver; Lake Mead & J; Las Vegas, NV	<b>Priority Need Category</b> <b>Select one:</b> Public Services ▼						
<b>Expected Completion Date:</b> 6/30/2008	<b>Explanation:</b> 40 children will receive and sustain pre-school services and school readiness and approximately 70 percent (%) of the children will increase their standard score on vocabulary tests for the purpose of providing economic opportunities.						
<input type="radio"/> Objective Category <input type="radio"/> Decent Housing <input type="radio"/> Suitable Living Environment <input checked="" type="radio"/> Economic Opportunity	<b>Specific Objectives</b>						
Outcome Categories	1 Improve the services for low/mod income persons ▼						
<input type="checkbox"/> Availability/Accessibility	2 ▼						
<input type="checkbox"/> Affordability	3 ▼						
<input checked="" type="checkbox"/> Sustainability							
<b>Project-level Accomplishments</b>	01 People ▼	<b>Proposed</b> 40		Accompl. Type: ▼	<b>Proposed</b>		
		<b>Underway</b>			<b>Underway</b>		
		<b>Complete</b>			<b>Complete</b>		
	Accompl. Type: ▼	<b>Proposed</b>		Accompl. Type: ▼	<b>Proposed</b>		
		<b>Underway</b>			<b>Underway</b>		
		<b>Complete</b>			<b>Complete</b>		
	Accompl. Type: ▼	<b>Proposed</b>		Accompl. Type: ▼	<b>Proposed</b>		
		<b>Underway</b>			<b>Underway</b>		
		<b>Complete</b>			<b>Complete</b>		
<b>Proposed Outcome</b>	<b>Performance Measure</b>	<b>Actual Outcome</b>					
See Explanation above.	Public Service						
05L Child Care Services 570.201(e) ▼				Matrix Codes ▼			
Matrix Codes ▼				Matrix Codes ▼			
Matrix Codes ▼				Matrix Codes ▼			
<b>Program Year 2</b>	CDBG ▼	<b>Proposed Amt.</b>	45,000		Fund Source: ▼	<b>Proposed Amt.</b>	
		<b>Actual Amount</b>				<b>Actual Amount</b>	
	Fund Source: ▼	<b>Proposed Amt.</b>			Fund Source: ▼	<b>Proposed Amt.</b>	
		<b>Actual Amount</b>				<b>Actual Amount</b>	
	01 People ▼	<b>Proposed Units</b>	40		Accompl. Type: ▼	<b>Proposed Units</b>	
		<b>Actual Units</b>				<b>Actual Units</b>	
	Accompl. Type: ▼	<b>Proposed Units</b>			Accompl. Type: ▼	<b>Proposed Units</b>	
		<b>Actual Units</b>				<b>Actual Units</b>	

<b>Project Name:</b> Temple Beth Am - Restroom Construction and Modification						
<b>Description:</b>	<b>IDIS Project #:</b> 69 <b>UOG Code:</b> NV320108 LAS VEGAS Provide funds for the construction of an additional restroom at adult day care center.					
<b>Location:</b> 901 N Jones Blvd, Las Vegas, NV 89108	<b>Priority Need Category</b> <b>Select one:</b> Public Services ▼					
<b>Expected Completion Date:</b> 6/30/2008	<b>Explanation:</b> Improve quality of one senior services facility that will provide increased accessibility and availability of senior services for the purpose of creating suitable living environments.					
<b>Objective Category</b> <input type="radio"/> Decent Housing <input checked="" type="radio"/> Suitable Living Environment <input type="radio"/> Economic Opportunity	<b>Specific Objectives</b>					
<b>Outcome Categories</b>	1 Improve quality / increase quantity of neighborhood facilities for low-income persons ▼					
<input checked="" type="checkbox"/> Availability/Accessibility <input type="checkbox"/> Affordability <input type="checkbox"/> Sustainability	2 ▼ 3 ▼					
<b>Project-level Accomplishments</b>	11 Public Facilities ▼	<b>Proposed</b> 1		<b>Accompl. Type:</b> ▼	<b>Proposed</b>	
		<b>Underway</b>			<b>Underway</b>	
		<b>Complete</b>			<b>Complete</b>	
	<b>Accompl. Type:</b> ▼	<b>Proposed</b>		<b>Accompl. Type:</b> ▼	<b>Proposed</b>	
		<b>Underway</b>			<b>Underway</b>	
		<b>Complete</b>			<b>Complete</b>	
	<b>Accompl. Type:</b> ▼	<b>Proposed</b>		<b>Accompl. Type:</b> ▼	<b>Proposed</b>	
		<b>Underway</b>			<b>Underway</b>	
		<b>Complete</b>			<b>Complete</b>	
<b>Proposed Outcome</b>	<b>Performance Measure</b>	<b>Actual Outcome</b>				
See Explanation above.	Public Facility or Infrastructure					
03A Senior Centers 570.201(c) ▼	Matrix Codes ▼					
Matrix Codes ▼	Matrix Codes ▼					
Matrix Codes ▼	Matrix Codes ▼					
<b>Program Year 2</b>	CDBG ▼	<b>Proposed Amt.</b> 30,000		<b>Fund Source:</b> ▼	<b>Proposed Amt.</b>	
		<b>Actual Amount</b>			<b>Actual Amount</b>	
	<b>Fund Source:</b> ▼	<b>Proposed Amt.</b>		<b>Fund Source:</b> ▼	<b>Proposed Amt.</b>	
		<b>Actual Amount</b>			<b>Actual Amount</b>	
	11 Public Facilities: ▼	<b>Proposed Units</b> 1		<b>Accompl. Type:</b> ▼	<b>Proposed Units</b>	
		<b>Actual Units</b>			<b>Actual Units</b>	
	<b>Accompl. Type:</b> ▼	<b>Proposed Units</b>		<b>Accompl. Type:</b> ▼	<b>Proposed Units</b>	
		<b>Actual Units</b>			<b>Actual Units</b>	

<b>Project Name:</b>		The Shade Tree - Emergency Shelter					
<b>Description:</b>		<b>IDIS Project #:</b>	70	<b>UOG Code:</b>	NV320108 LAS VEGAS		
Funds to be used to help provide emergency shelter to homeless persons, with a preference for women and women with children.							
<b>Location:</b>		<b>Priority Need Category</b>					
1 W Owens Ave, N. Las Vegas, NV 89030		<b>Select one:</b>		Homeless/HIV/AIDS ▼			
<b>Explanation:</b>							
<b>Expected Completion Date:</b>		4,000 homeless persons will access emergency shelter to help achieve independence and self-sufficiency for the purpose of creating suitable living environments.					
6/30/2008							
<input type="checkbox"/> Objective Category <input checked="" type="radio"/> Decent Housing <input type="radio"/> Suitable Living Environment <input type="radio"/> Economic Opportunity							
<b>Specific Objectives</b>							
Outcome Categories		1	End chronic homelessness ▼				
<input checked="" type="checkbox"/> Availability/Accessibility <input type="checkbox"/> Affordability <input type="checkbox"/> Sustainability		2	▼				
		3	▼				
<b>Project-level Accomplishments</b>	01 People ▼	<b>Proposed</b>	4,000		Accompl. Type: ▼	<b>Proposed</b>	
		<b>Underway</b>				<b>Underway</b>	
		<b>Complete</b>				<b>Complete</b>	
	Accompl. Type: ▼	<b>Proposed</b>			Accompl. Type: ▼	<b>Proposed</b>	
		<b>Underway</b>				<b>Underway</b>	
		<b>Complete</b>				<b>Complete</b>	
	Accompl. Type: ▼	<b>Proposed</b>			Accompl. Type: ▼	<b>Proposed</b>	
		<b>Underway</b>				<b>Underway</b>	
		<b>Complete</b>				<b>Complete</b>	
<b>Proposed Outcome</b>		<b>Performance Measure</b>			<b>Actual Outcome</b>		
See Explanation above.		Number of Homeless Persons given Overnight Shelter					
03T Operating Costs of Homeless/AIDS Patients Programs ▼				Matrix Codes ▼			
Matrix Codes ▼				Matrix Codes ▼			
Matrix Codes ▼				Matrix Codes ▼			
<b>Program Year 2</b>	ESG ▼	<b>Proposed Amt.</b>	30,000		Fund Source: ▼	<b>Proposed Amt.</b>	
		<b>Actual Amount</b>				<b>Actual Amount</b>	
	Fund Source: ▼	<b>Proposed Amt.</b>			Fund Source: ▼	<b>Proposed Amt.</b>	
		<b>Actual Amount</b>				<b>Actual Amount</b>	
	01 People ▼	<b>Proposed Units</b>	4,000		Accompl. Type: ▼	<b>Proposed Units</b>	
		<b>Actual Units</b>				<b>Actual Units</b>	
	Accompl. Type: ▼	<b>Proposed Units</b>			Accompl. Type: ▼	<b>Proposed Units</b>	
		<b>Actual Units</b>				<b>Actual Units</b>	

<b>Project Name:</b> Transition Services - The Studio						
<b>Description:</b>	<b>IDIS Project #:</b> 71 <b>UOG Code:</b> NV320108 LAS VEGAS Provide low income clients with disabilities employment opportunities by selling crafts they make.					
<b>Location:</b> 1807 W. Charleston - Charleston & Shadow	<b>Priority Need Category</b> <b>Select one:</b> Non-homeless Special Needs ▼					
<b>Expected Completion Date:</b> 6/30/2008	<b>Explanation:</b> 15 persons with disabilities will have access and availability to employment opportunities for the purpose of providing economic opportunities.					
Objective Category <input type="radio"/> Decent Housing <input type="radio"/> Suitable Living Environment <input checked="" type="radio"/> Economic Opportunity	<b>Specific Objectives</b>					
Outcome Categories	1 Increase range of housing options & related services for persons w/ special needs ▼					
<input checked="" type="checkbox"/> Availability/Accessibility <input type="checkbox"/> Affordability <input type="checkbox"/> Sustainability	2 ▼					
	3 ▼					
<b>Project-level Accomplishments</b>	01 People ▼	<b>Proposed</b> 15		Accompl. Type: ▼	<b>Proposed</b>	
		<b>Underway</b>			<b>Underway</b>	
		<b>Complete</b>			<b>Complete</b>	
	Accompl. Type: ▼	<b>Proposed</b>		Accompl. Type: ▼	<b>Proposed</b>	
		<b>Underway</b>			<b>Underway</b>	
		<b>Complete</b>			<b>Complete</b>	
	Accompl. Type: ▼	<b>Proposed</b>		Accompl. Type: ▼	<b>Proposed</b>	
		<b>Underway</b>			<b>Underway</b>	
		<b>Complete</b>			<b>Complete</b>	
<b>Proposed Outcome</b>	<b>Performance Measure</b>	<b>Actual Outcome</b>				
See Explanation above.	Public Service					
05B Handicapped Services 570.201(e) ▼			Matrix Codes ▼			
Matrix Codes ▼			Matrix Codes ▼			
Matrix Codes ▼			Matrix Codes ▼			
<b>Program Year 2</b>	CDBG ▼	<b>Proposed Amt.</b> 10,000		Fund Source: ▼	<b>Proposed Amt.</b>	
		<b>Actual Amount</b>			<b>Actual Amount</b>	
	Fund Source: ▼	<b>Proposed Amt.</b>		Fund Source: ▼	<b>Proposed Amt.</b>	
		<b>Actual Amount</b>			<b>Actual Amount</b>	
	01 People ▼	<b>Proposed Units</b> 15		Accompl. Type: ▼	<b>Proposed Units</b>	
		<b>Actual Units</b>			<b>Actual Units</b>	
	Accompl. Type: ▼	<b>Proposed Units</b>		Accompl. Type: ▼	<b>Proposed Units</b>	
		<b>Actual Units</b>			<b>Actual Units</b>	

<b>Project Name:</b> United Methodist Social Ministries - Weekend Emergency Assistance Program							
<b>Description:</b>	<b>IDIS Project #:</b> 72 <b>UOG Code:</b> NV320108 LAS VEGAS Provide emergency food resources to low and moderate-income families on weekends, when other service providers are not available for services.						
<b>Location:</b> City of Las Vegas	<b>Priority Need Category</b> <b>Select one:</b> Homeless/HIV/AIDS ▼						
<b>Expected Completion Date:</b> 6/30/2008	<b>Explanation:</b> 600 low and moderate-income persons will access emergency resources and services to help prevent homelessness for the purpose of creating suitable living environments.						
Objective Category <input type="radio"/> Decent Housing <input checked="" type="radio"/> Suitable Living Environment <input type="radio"/> Economic Opportunity	<b>Specific Objectives</b>						
Outcome Categories	1 End chronic homelessness ▼						
<input checked="" type="checkbox"/> Availability/Accessibility <input type="checkbox"/> Affordability <input type="checkbox"/> Sustainability	2 ▼ 3 ▼						
<b>Project-level Accomplishments</b>	01 People ▼	<b>Proposed</b> 600		Accompl. Type: ▼	<b>Proposed</b>		
		<b>Underway</b>			<b>Underway</b>		
		<b>Complete</b>			<b>Complete</b>		
	Accompl. Type: ▼	<b>Proposed</b>		Accompl. Type: ▼	<b>Proposed</b>		
		<b>Underway</b>			<b>Underway</b>		
		<b>Complete</b>			<b>Complete</b>		
	Accompl. Type: ▼	<b>Proposed</b>		Accompl. Type: ▼	<b>Proposed</b>		
		<b>Underway</b>			<b>Underway</b>		
		<b>Complete</b>			<b>Complete</b>		
<b>Proposed Outcome</b>	<b>Performance Measure</b>	<b>Actual Outcome</b>					
See Explanation above.	Homelessness Prevention						
05 Public Services (General) 570.201(e) ▼				Matrix Codes ▼			
Matrix Codes ▼				Matrix Codes ▼			
Matrix Codes ▼				Matrix Codes ▼			
<b>Program Year 2</b>	ESG ▼	<b>Proposed Amt.</b>	13,000		Fund Source: ▼	<b>Proposed Amt.</b>	
		<b>Actual Amount</b>				<b>Actual Amount</b>	
	Fund Source: ▼	<b>Proposed Amt.</b>			Fund Source: ▼	<b>Proposed Amt.</b>	
		<b>Actual Amount</b>				<b>Actual Amount</b>	
	01 People ▼	<b>Proposed Units</b>	600		Accompl. Type: ▼	<b>Proposed Units</b>	
		<b>Actual Units</b>				<b>Actual Units</b>	
	Accompl. Type: ▼	<b>Proposed Units</b>			Accompl. Type: ▼	<b>Proposed Units</b>	
		<b>Actual Units</b>				<b>Actual Units</b>	

<b>Project Name:</b> Variety Day Home - Affordable Child Care						
<b>Description:</b>	<b>IDIS Project #:</b> 73 <b>UOG Code:</b> NV320108 LAS VEGAS Scholarships to enable low income children per week the ability to attend the child care program.					
<b>Location:</b> 990 D Street; Washington and D Street	<b>Priority Need Category</b> <b>Select one:</b> Public Services ▼					
<b>Expected Completion Date:</b> 6/30/2008	<b>Explanation:</b> 14 children will receive and sustain affordable child care services to enable them to have academic skills necessary to enter school for the purpose of providing economic opportunities.					
<input type="checkbox"/> Objective Category <input type="radio"/> Decent Housing <input type="radio"/> Suitable Living Environment <input checked="" type="radio"/> Economic Opportunity	<b>Specific Objectives</b>					
<b>Outcome Categories</b>	1 Improve the services for low/mod income persons ▼					
<input type="checkbox"/> Availability/Accessibility	2 ▼					
<input type="checkbox"/> Affordability	3 ▼					
<input checked="" type="checkbox"/> Sustainability						
<b>Project-level Accomplishments</b>	01 People ▼	<b>Proposed</b> 14		Accompl. Type: ▼	<b>Proposed</b>	
		<b>Underway</b>			<b>Underway</b>	
		<b>Complete</b>			<b>Complete</b>	
	Accompl. Type: ▼	<b>Proposed</b>		Accompl. Type: ▼	<b>Proposed</b>	
		<b>Underway</b>			<b>Underway</b>	
		<b>Complete</b>			<b>Complete</b>	
	Accompl. Type: ▼	<b>Proposed</b>		Accompl. Type: ▼	<b>Proposed</b>	
		<b>Underway</b>			<b>Underway</b>	
		<b>Complete</b>			<b>Complete</b>	
<b>Proposed Outcome</b>	<b>Performance Measure</b>	<b>Actual Outcome</b>				
See Explanation above.	Public Service					
05L Child Care Services 570.201(e) ▼			Matrix Codes ▼			
Matrix Codes ▼			Matrix Codes ▼			
Matrix Codes ▼			Matrix Codes ▼			
<b>Program Year 2</b>	CDBG ▼	<b>Proposed Amt.</b> 45,000		Fund Source: ▼	<b>Proposed Amt.</b>	
		<b>Actual Amount</b>			<b>Actual Amount</b>	
	Fund Source: ▼	<b>Proposed Amt.</b>		Fund Source: ▼	<b>Proposed Amt.</b>	
		<b>Actual Amount</b>			<b>Actual Amount</b>	
	01 People ▼	<b>Proposed Units</b> 14		Accompl. Type: ▼	<b>Proposed Units</b>	
		<b>Actual Units</b>			<b>Actual Units</b>	
	Accompl. Type: ▼	<b>Proposed Units</b>		Accompl. Type: ▼	<b>Proposed Units</b>	
		<b>Actual Units</b>			<b>Actual Units</b>	

<b>Project Name:</b> Women's Development Center - HOPWA Affordable Housing						
<b>Description:</b>	<b>IDIS Project #:</b> 74 <b>UOG Code:</b> NV320108 LAS VEGAS Provide project-based rental assistance, housing operations, and supportive services for 6 persons with HIV/AIDS.					
<b>Location:</b> 4020 Pecos McLeod, Las Vegas, NV 89121	<b>Priority Need Category</b> <b>Select one:</b> Homeless/HIV/AIDS ▼					
<b>Expected Completion Date:</b> 6/30/2008	<b>Explanation:</b> 6 persons with HIV/AIDS will obtain or maintain stable affordable housing, maintain utility services, and receive supportive services for the purpose of providing decent affordable housing.					
<b>Objective Category</b> <input checked="" type="radio"/> Decent Housing <input type="radio"/> Suitable Living Environment <input type="radio"/> Economic Opportunity	<b>Specific Objectives</b>					
<b>Outcome Categories</b>	1 Increase range of housing options & related services for persons w/ special needs ▼					
<input type="checkbox"/> Availability/Accessibility	2 ▼					
<input checked="" type="checkbox"/> Affordability	3 ▼					
<input type="checkbox"/> Sustainability						
<b>Project-level Accomplishments</b>	10 Housing Units ▼	<b>Proposed</b> 6		<b>Accompl. Type:</b> ▼	<b>Proposed</b>	
		<b>Underway</b>			<b>Underway</b>	
		<b>Complete</b>			<b>Complete</b>	
	<b>Accompl. Type:</b> ▼	<b>Proposed</b>		<b>Accompl. Type:</b> ▼	<b>Proposed</b>	
		<b>Underway</b>			<b>Underway</b>	
		<b>Complete</b>			<b>Complete</b>	
	<b>Accompl. Type:</b> ▼	<b>Proposed</b>		<b>Accompl. Type:</b> ▼	<b>Proposed</b>	
		<b>Underway</b>			<b>Underway</b>	
		<b>Complete</b>			<b>Complete</b>	
<b>Proposed Outcome</b>	<b>Performance Measure</b>	<b>Actual Outcome</b>				
See Explanation above.	Rental Units Rehabilitated					
31K Facility based housing - operations ▼	Matrix Codes ▼					
31E Supportive service ▼	Matrix Codes ▼					
31D Administration - project sponsor ▼	Matrix Codes ▼					
<b>Program Year 2</b>	HOPWA ▼	<b>Proposed Amt.</b> 63,738		<b>Fund Source:</b> ▼	<b>Proposed Amt.</b>	
		<b>Actual Amount</b>			<b>Actual Amount</b>	
	<b>Fund Source:</b> ▼	<b>Proposed Amt.</b>		<b>Fund Source:</b> ▼	<b>Proposed Amt.</b>	
		<b>Actual Amount</b>			<b>Actual Amount</b>	
	04 Households ▼	<b>Proposed Units</b> 6		<b>Accompl. Type:</b> ▼	<b>Proposed Units</b>	
		<b>Actual Units</b>			<b>Actual Units</b>	
	<b>Accompl. Type:</b> ▼	<b>Proposed Units</b>		<b>Accompl. Type:</b> ▼	<b>Proposed Units</b>	
		<b>Actual Units</b>			<b>Actual Units</b>	

<b>Project Name:</b> Women's Development Center - Transitional Housing and Affordable Rental							
<b>Description:</b>	<b>IDIS Project #:</b> 75 <b>UOG Code:</b> NV320108 LAS VEGAS Provide transitional housing for homeless families with children, and affordable rental units for low and very low-income clients.						
<b>Location:</b> 4020 Pecos McLeod, Las Vegas, NV 89121	<b>Priority Need Category</b> <b>Select one:</b> Homeless/HIV/AIDS ▼						
<b>Expected Completion Date:</b> 6/30/2008	<b>Explanation:</b> 112 homeless households will have access to stable affordable housing, maintain utility services, and maintain services and approximately 73 percent (%) will achieve residential stability for the purpose of creating suitable living environments.						
<b>Objective Category</b> <input type="radio"/> Decent Housing <input checked="" type="radio"/> Suitable Living Environment <input type="radio"/> Economic Opportunity	<b>Specific Objectives</b>						
<b>Outcome Categories</b>	1 Increase the number of homeless persons moving into permanent housing ▼						
<input checked="" type="checkbox"/> Availability/Accessibility <input type="checkbox"/> Affordability <input type="checkbox"/> Sustainability	2 ▼						
	3 ▼						
<b>Project-level Accomplishments</b>	04 Households ▼	<b>Proposed</b> 112		<b>Accompl. Type:</b> ▼	<b>Proposed</b>		
		<b>Underway</b>			<b>Underway</b>		
		<b>Complete</b>			<b>Complete</b>		
	<b>Accompl. Type:</b> ▼	<b>Proposed</b>		<b>Accompl. Type:</b> ▼	<b>Proposed</b>		
		<b>Underway</b>			<b>Underway</b>		
		<b>Complete</b>			<b>Complete</b>		
	<b>Accompl. Type:</b> ▼	<b>Proposed</b>		<b>Accompl. Type:</b> ▼	<b>Proposed</b>		
		<b>Underway</b>			<b>Underway</b>		
		<b>Complete</b>			<b>Complete</b>		
<b>Proposed Outcome</b>	<b>Performance Measure</b>	<b>Actual Outcome</b>					
See Explanation above.	Number of Homeless Persons given Overnight Shelter						
05 Public Services (General) 570.201(e) ▼				Matrix Codes ▼			
Matrix Codes ▼				Matrix Codes ▼			
Matrix Codes ▼				Matrix Codes ▼			
<b>Program Year 2</b>	ESG ▼	<b>Proposed Amt.</b>	10,000		<b>Fund Source:</b> ▼	<b>Proposed Amt.</b>	
		<b>Actual Amount</b>			<b>Actual Amount</b>		
	<b>Fund Source:</b> ▼	<b>Proposed Amt.</b>			<b>Fund Source:</b> ▼	<b>Proposed Amt.</b>	
		<b>Actual Amount</b>				<b>Actual Amount</b>	
	04 Households ▼	<b>Proposed Units</b>	112		<b>Accompl. Type:</b> ▼	<b>Proposed Units</b>	
		<b>Actual Units</b>				<b>Actual Units</b>	
	<b>Accompl. Type:</b> ▼	<b>Proposed Units</b>		<b>Accompl. Type:</b> ▼	<b>Proposed Units</b>		
		<b>Actual Units</b>			<b>Actual Units</b>		