LSV MAIN

125 S. LAS VEGAS BLVD.
LAS VEGAS, NEVADA 89101

SITE PHOTO



VICINITY MAP

DIRECTIONS:

FROM THE VERIZON WIRELESS OFFICE LOCATED AT 475 ROCK QUARRY WAY, NORTH LAS VEGAS, NV 89032:

DEPART ROCK QUARRY WAY , TURN LEFT ONTO ENGLESTAD ST. TURN LEFT ONTO SR-574 / W CHEYENNE AVE. TAKE RAMP RIGHT FOR I-15 SOUTH, AT EXIT 42, TAKE RAMP RIGHT FOR I-515 SOUTH / LAS VEGAS EXPY SOUTH TOWARD PHOENIX / DOWNTOWN LV. AT EXIT 75A, TAKE RAMP RIGHT FOR LAS VEGAS BLVD. TOWARD CASHMAN FIELD, BEAR RIGHT ONTO SR-604 / N LAS VEGAS BLVD. TURN RIGHT ONTO CARSON AVE. TURN RIGHT ONTO S 4TH ST. ARRIVE AT 425 FREMONT ST ON THE RIGHT.

GENERAL NOTES

DO NOT SCALE DRAWINGS

THE ARCHITECTS/ENGINEERS HAVE MADE EVERY EFFORT TO SET FORTH IN THE CONSTRUCTION AND CONTRACT DOCUMENTS THE COMPLETE SCOPE OF WORK. CONTRACTORS BIDDING THE JOB ARE NEVERTHELESS CAUTIONED THAT MINOR OMISSIONS OR ERRORS IN THE DRAWINGS AND SPECIFICATIONS SHALL NOT EXCUSE SAID CONTRACTOR FROM COMPLETING THE PROJECT AND IMPROVEMENTS IN ACCORDANCE WITH THE INTENT OF THESE DOCUMENTS. THE BIDDER SHALL BEAR THE RESPONSIBILITY OF NOTIFYING (IN WRITING) THE ARCHITECT/ ENGINEER OF ANY CONFLICTS, ERRORS, OR OMISSIONS PRIOR TO THE SUBMISSION OF CONTRACTOR'S PROPOSAL. IN THE EVENT OF DISCREPANCIES THE CONTRACTOR SHALL PRICE THE MORE COSTLY OR EXTENSIVE WORK, UNLESS DIRECTED OTHERWISE.

SITE LOCATION INFORMATION

SITE NAME:	LSV MAIN
SITE ADDRESS:	125 S. LAS VEGAS BLVD LAS VEGAS, NV 89101
APN #	139-34-611-055
COORDINATES:	LAT: 36° 10' 06.37" N (NAD83) LONG: 115° 08' 27.1" W (NAD83) GROUND ELEVATION: 2008 FT (NAVD88)
CURRENT ZONING:	GENERAL COMMERCIAL DISTRICT (C-2)
JURISDICTION:	CITY OF LAS VEGAS
APPLICANT :	VERIZON WIRELESS 475 ROCK QUARRY WAY NORTH LAS VEGAS, NV 89032
APPLICANT CONTACT:	COM-EX CONSULTANTS 8540 SOUTH EASTERN AVENUE, SUITE 100 LAS VEGAS, NV 89123 CONTACT: SHANE ARCHULETA E-MAIL: sarchuleta@comexconsultants.com MOBILE: (702) 378-7410 FAX: (702) 951-7589
PROPERTY OWNER :	CENTRAL TELEPHONE CO. P.O. BOX 7909 OVERLAND PARK, KS 66207
CONTACT:	DARRYL OLIVER PHONE: (913) 534-5218

PROJECT INFORMATION

OCCUPANCY GROUP:	U
TYPE OF CONSTRUCTION:	IIB
AREA OF CONSTRUCTION:	NEW ANTENNAS
ACCESSIBILITY REQUIREMENTS:	FACILITY IS UNMANNED AND NOT FOR HUMAN HABITATION, HANDICAPPED ACCESS NOT REQUIRED.
POWER COMPANY:	NEVADA ENERGY
DESCRIPTION:	(702) 633-8400
CONTACT:	N/A
TELCO COMPANY:	EMBARQ
DESCRIPTION:	(702) 361-3332
CONTACT:	N/A

PROJECT TEAM

CLIENT:
VERIZON WIRELESS
475 ROCK QUARRY WAY
NORTH LAS VEGAS, NV 89032
CONTACT: JIM JOHNSON
PHONE: (702) 639-5320

ENGINEERING SERVICES:
COM-EX CONSULTANTS
8540 SOUTH EASTERN AVENUE, SUITE 100
LAS VEGAS, NV 89123
CONTACT: SHANE ARCHULETA
E-MAIL: sarchuleta@comexconsultants.com
MOBILE: (702) 378-7410
FAX: (702) 951-7589

AGENT:
KD DUGAN & CO.
CONTACT: KEVIN DUGAN
PHONE:(602) 531-8002

TOWER ANALYSIS:
TOWERCOM TECHNOLOGIES, LLC
767 N.. STAR ROAD
STAR, ID 83669
CONTACT: JASON D. DICKMAN
PHONE: (202) 286-0266

SURROUNDING ZONING

NORTH = GENERAL COMMERCIAL DISTRICT (C-2)
SOUTH = GENERAL COMMERCIAL DISTRICT (C-2)
EAST = GENERAL COMMERCIAL DISTRICT (C-2)
WEST = GENERAL COMMERCIAL DISTRICT (C-2)

SHEET INDEX

SHEET NO.	SHEET DESCRIPTION	REV.	ISSUE
T-1	TITLE SHEET	0	01/26/10
Z-1	OVERALL SITE PLAN	0	01/26/10
Z-2	ENLARGED SITE PLAN	0	01/26/10
Z-3	ANTENNA LAYOUT	0	01/26/10
Z-4	SITE ELEVATIONS	0	01/26/10
Z-5	SITE ELEVATIONS	0	01/26/10

PROJECT DESCRIPTION

THIS PROJECT CONSISTS OF:

THE ADDITION OF THREE (3) ANTENNAS TO EXISTING ROOF MOUNTED TOWER & RELOCATION OF ROOF MOUNTED ANTENNAS TO THE EXISTING TOWER.

CODE COMPLIANCE

ALL WORK AND MATERIALS SHALL BE PERFORMED AND INSTALLED IN ACCORDANCE WITH THE CURRENT EDITIONS OF THE FOLLOWING CODES AS ADOPTED BY THE LOCAL GOVERNING AUTHORITIES. NOTHING IN THESE PLANS IS TO BE CONSTRUED TO PERMIT WORK NOT CONFORMING TO THESE CODES.

1. 2006 INTERNATIONAL BUILDING CODE
2. EIA/TIA-222-F STANDARDS FOR BROADCAST STRUCTURES
3. 2005 NATIONAL ELECTRIC CODE
4. LOCAL BUILDING CODE(S)
5. CITY AND/OR COUNTY ORDINANCES

JURISDICTION: CITY OF LAS VEGAS

verizon wireless
126 W. GEMINI DR.
TEMPE, AZ 85283

COM-EX Consultants
9180 SOUTH KYRENE ROAD, SUITE 104, TEMPE, AZ 85284

DRAWING APPROVALS

SITE ACQUISITION/ PROPERTY: _____

CONSTRUCTION MANAGER: _____

VERIZON WIRELESS RF ENGINEER: _____

SIGNATURES

SCHEDULE OF REVISIONS

REV. NO.	DATE	DESCRIPTION OF CHANGES
7	–	–
6	–	–
5	–	–
4	–	–
3	–	–
2	–	–
1	–	–
0	01/26/10	100% CD'S FOR SUBMITTAL

DRAWN BY: GR CHECKED BY: KB

COM - EX JOB NO: 09-VZW-NV-0012-LSV Main

PROJECT NAME:

LSV MAIN

125 S. LAS VEGAS BLVD.
LAS VEGAS, NV 89101

ENGINEERING SEAL:

RECEIVED JAN 1 1 2010

DRAWING TITLE:

TITLE SHEET

DRAWING SHEET:

T-1

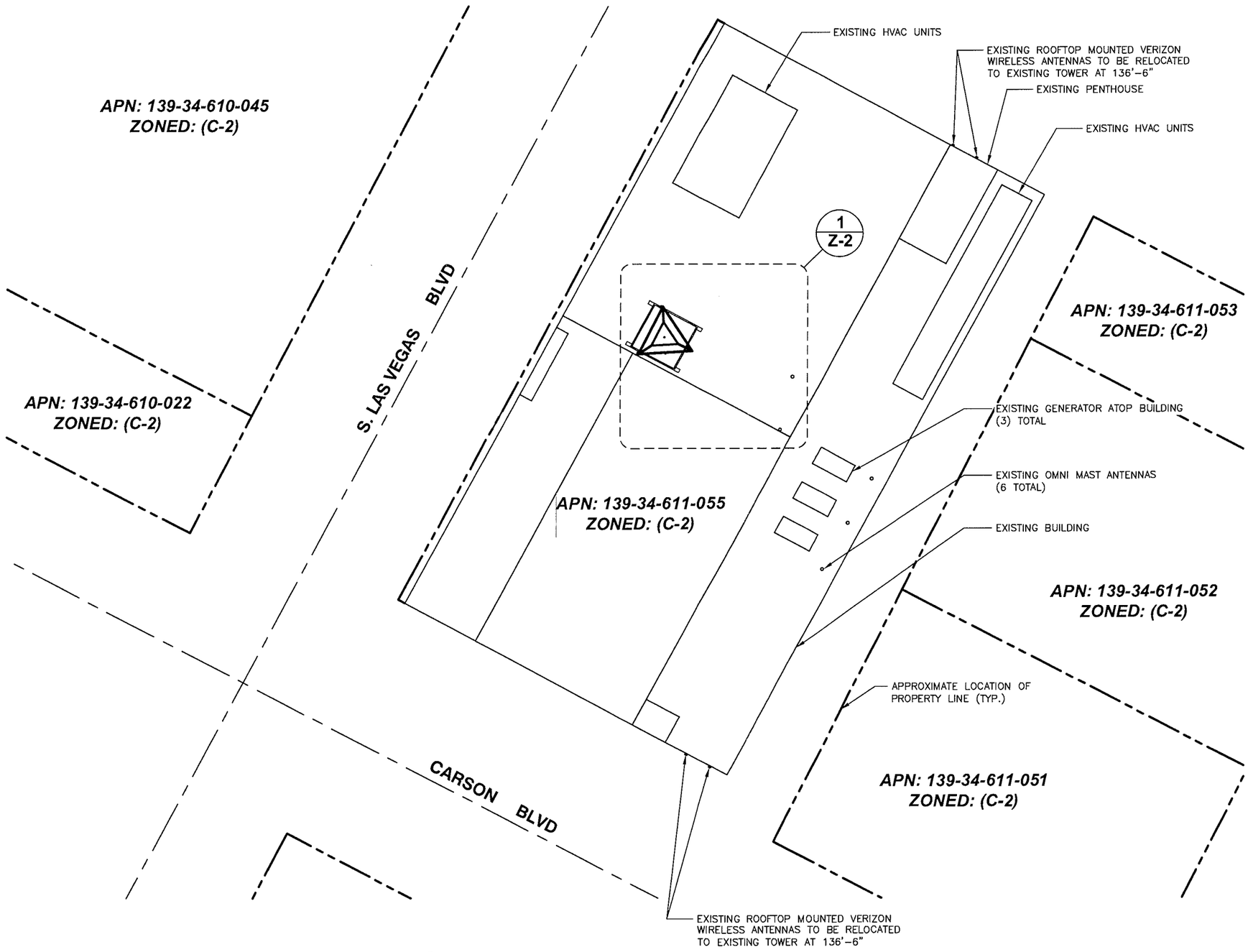

1 **OVERALL SITE PLAN**
SCALE: 1"=40'-0"

verizon wireless
126 W. GEMINI DR.
TEMPE, AZ 85283

COM-EX Consultants
9180 SOUTH KYRENE ROAD, SUITE 104, TEMPE, AZ 85284

DRAWING APPROVALS

SITE ACQUISITION/ PROPERTY:

CONSTRUCTION MANAGER:

VERIZON WIRELESS RF ENGINEER:

SIGNATURES

SCHEDULE OF REVISIONS

REV. NO.	DATE	DESCRIPTION OF CHANGES
7	–	–
6	–	–
5	–	–
4	–	–
3	–	–
2	–	–
1	–	–
0	01/26/10	100% CD'S FOR SUBMITTAL

DRAWN BY: GR CHECKED BY: KB

COM - EX JOB NO: 09-VZW-NV-0012-LSV Main

PROJECT NAME:

LSV MAIN

125 S. LAS VEGAS BLVD.
LAS VEGAS, NV 89101

ENGINEERING SEAL:

RECEIVED JAN 11 2010

DRAWING TITLE:

SITE PLAN

DRAWING SHEET:

Z-1

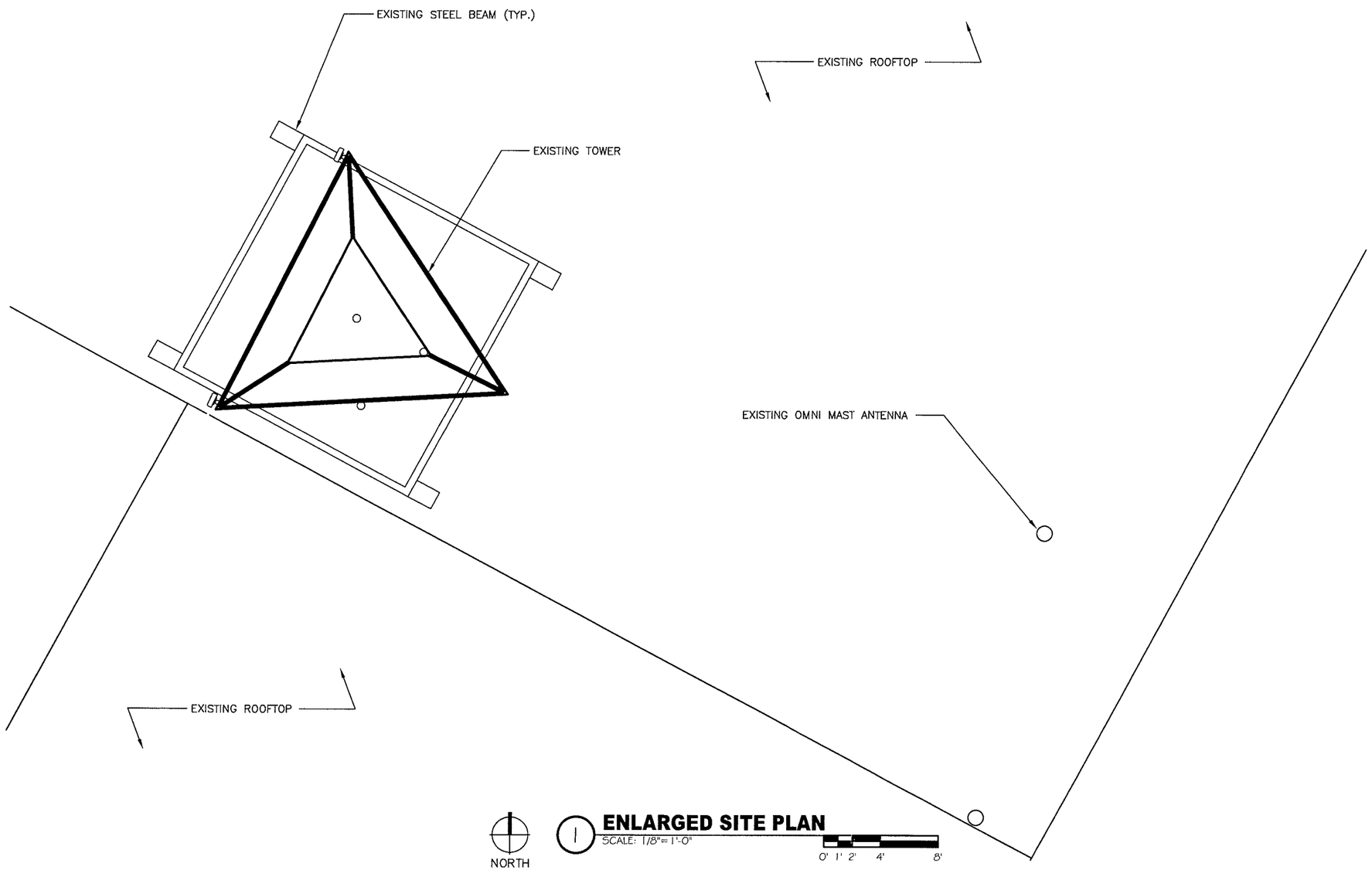

1 **ENLARGED SITE PLAN**
SCALE: 1/8"=1'-0"

verizon wireless
126 W. GEMINI DR.
TEMPE, AZ 85283

COM-EX Consultants
9180 SOUTH KYRENE ROAD, SUITE 104, TEMPE, AZ 85284

DRAWING APPROVALS

SITE ACQUISITION/ PROPERTY:

CONSTRUCTION MANAGER:

VERIZON WIRELESS RF ENGINEER:

SIGNATURES

SCHEDULE OF REVISIONS

REV. NO.	DATE	DESCRIPTION OF CHANGES
7	–	–
6	–	–
5	–	–
4	–	–
3	–	–
2	–	–
1	–	–
0	01/26/10	100% CD'S FOR SUBMITTAL

DRAWN BY: GR CHECKED BY: KB

COM - EX JOB NO: 09-VZW-NV-0012-LSV Main

PROJECT NAME:

LSV MAIN

125 S. LAS VEGAS BLVD.
LAS VEGAS, NV 89101

ENGINEERING SEAL:

RECEIVED JAN 11 2010

DRAWING TITLE:

ENLARGED SITE PLAN

DRAWING SHEET:

Z-2

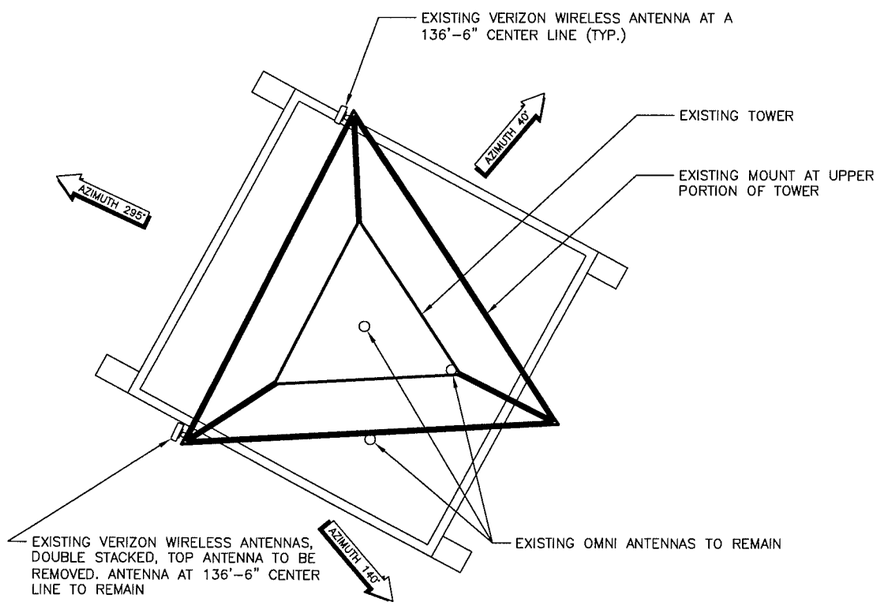

NORTH

1 EXISTING ANTENNA LAYOUT

SCALE: N.T.S.

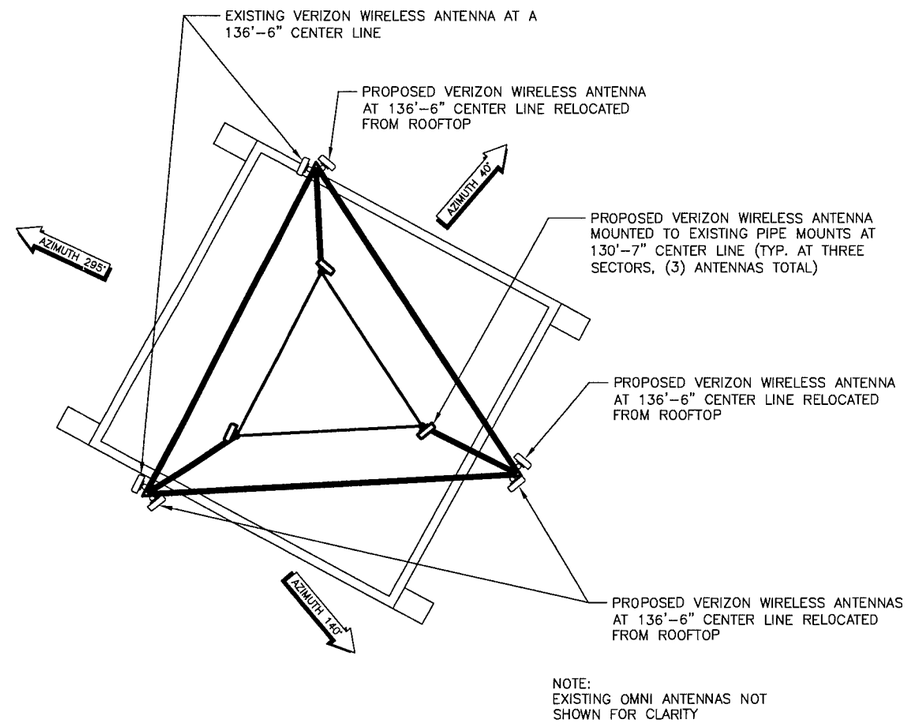

NOTE:
EXISTING OMNI ANTENNAS NOT SHOWN FOR CLARITY

NORTH

2 PROPOSED ANTENNA LAYOUT

SCALE: N.T.S.

Antenna Configuration.

	Face	Ant Pos	Qty	Manufacturer	Antenna Model	CL	AZ	MDT	AEDT	Coax Qty	Size
NEW	1	1	1	POWERWAVE	7477.06	136'-6"	40	N/A	N/A	1	1-1/4"
NEW	1	2	1	ANTEL	BXA-185060-12CF-2	136'-6"	40	N/A	N/A	1	1-1/4"
NEW	1	3	1	ANDREW	LNX6514DS-VTM	130'-7"	40	T.B.D.	T.B.D.	1	1-1/4"
NEW	2	1	1	POWERWAVE	7477.06	136'-6"	140	T.B.D.	T.B.D.	1	1-1/4"
NEW	2	2	1	ANTEL	BXA-185060-12CF-2	136'-6"	140	N/A	N/A	1	1-1/4"
NEW	2	3	1	ANDREW	LNX6514DS-VTM	130'-7"	140	T.B.D.	T.B.D.	1	1-1/4"
EXISTING	3	1	1	POWERWAVE	7477.06	136'-6"	295	T.B.D.	T.B.D.	1	1-1/4"
EXISTING	3	2	1	ANTEL	BXA-185060-12CF-2	136'-6"	295	N/A	N/A	1	1-1/4"
NEW	3	3	1	ANDREW	LNX6514DS-VTM	130'-7"	295	T.B.D.	T.B.D.	1	1-1/4"

verizon wireless
126 W. GEMINI DR.
TEMPE, AZ 85283

COM-EX Consultants
9180 SOUTH KYRENE ROAD, SUITE 104, TEMPE, AZ 85284

DRAWING APPROVALS

SITE ACQUISITION/ PROPERTY:

CONSTRUCTION MANAGER:

VERIZON WIRELESS RF ENGINEER:

SIGNATURES

SCHEDULE OF REVISIONS

REV. NO.	DATE	DESCRIPTION OF CHANGES
7	–	–
6	–	–
5	–	–
4	–	–
3	–	–
2	–	–
1	–	–
0	01/26/10	100% CD'S FOR SUBMITTAL

DRAWN BY: GR CHECKED BY: KB

COM - EX JOB NO: 09-VZW-NV-0012-LSV Main

PROJECT NAME:

LSV MAIN

125 S. LAS VEGAS BLVD.
LAS VEGAS, NV 89101

ENGINEERING SEAL:

RECEIVED JAN 1 - 2010

DRAWING TITLE:

ANTENNA LAYOUT

DRAWING SHEET:

Z-3

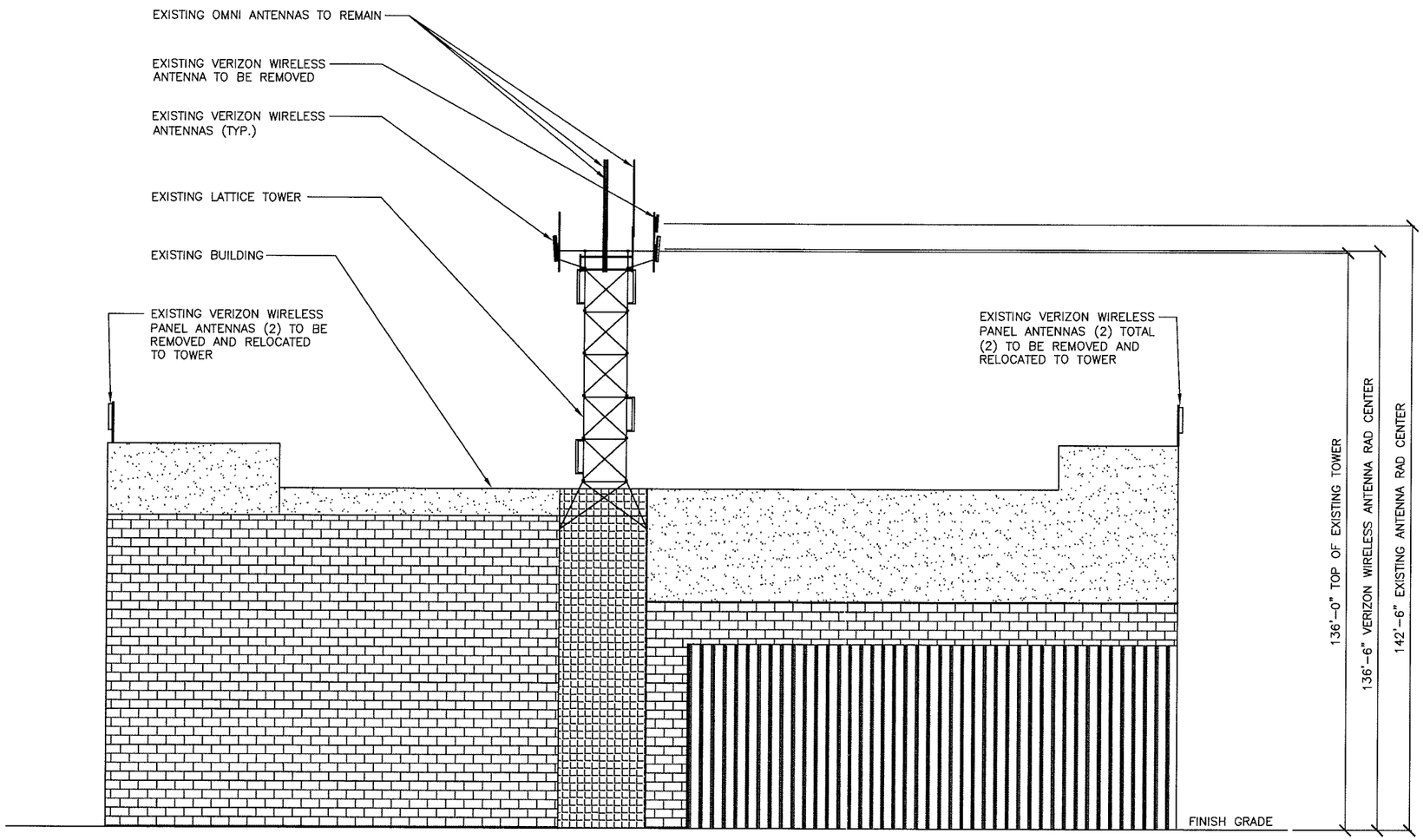

1 **NORTH ELEVATION (EXISTING)**
SCALE: 1"=30'-0"
0' 15' 30' 60'

verizon wireless
126 W. GEMINI DR.
TEMPE, AZ 85283

COM-EX Consultants
9180 SOUTH KYRENE ROAD, SUITE 104, TEMPE, AZ 85284

DRAWING APPROVALS

SITE ACQUISITION/ PROPERTY:

CONSTRUCTION MANAGER:

VERIZON WIRELESS RF ENGINEER:

SIGNATURES

SCHEDULE OF REVISIONS

REV. NO.	DATE	DESCRIPTION OF CHANGES
7	–	–
6	–	–
5	–	–
4	–	–
3	–	–
2	–	–
1	–	–
0	01/26/10	100% CD'S FOR SUBMITTAL

DRAWN BY: GR CHECKED BY: KB

COM - EX JOB NO: 09-VZW-NV-0012-LSV Main

PROJECT NAME:

LSV MAIN

125 S. LAS VEGAS BLVD.
LAS VEGAS, NV 89101

ENGINEERING SEAL:

RECEIVED JAN 11 2010

DRAWING TITLE:

SITE ELEVATIONS

DRAWING SHEET:

Z-4

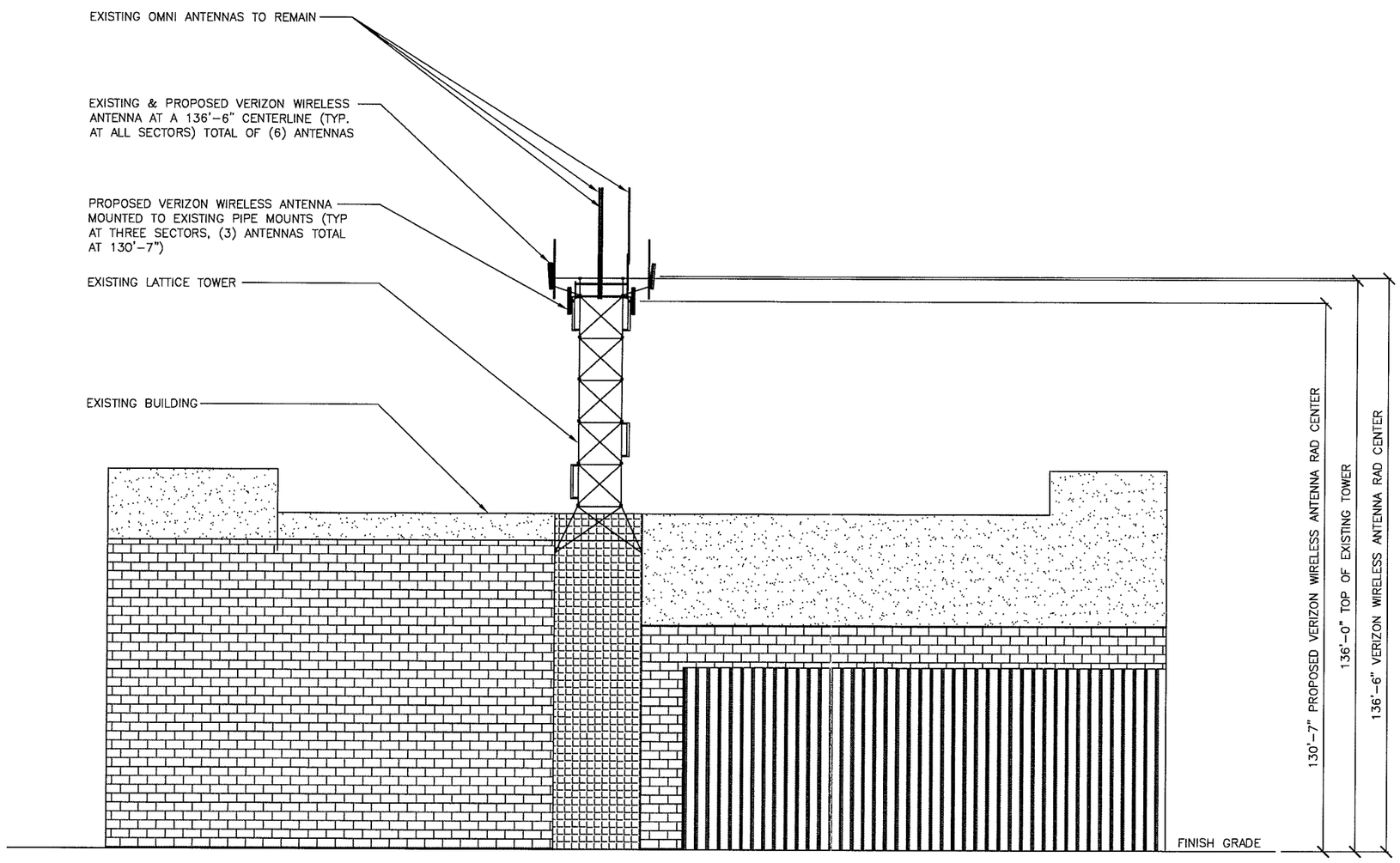

1 **NORTH ELEVATION (PROPOSED)**
SCALE: 1"=30'-0"

0' 15' 30' 60'

verizon wireless
126 W. GEMINI DR.
TEMPE, AZ 85283

COM-EX Consultants
9180 SOUTH KYRENE ROAD, SUITE 104, TEMPE, AZ 85284

DRAWING APPROVALS

SITE ACQUISITION/ PROPERTY:

CONSTRUCTION MANAGER:

VERIZON WIRELESS RF ENGINEER:

SIGNATURES

SCHEDULE DF REVISIONS

REV. NO.	DATE	DESCRIPTION OF CHANGES
7	–	–
6	–	–
5	–	–
4	–	–
3	–	–
2	–	–
1	–	–
0	01/26/10	100% CD'S FOR SUBMITTAL

DRAWN BY: GR CHECKED BY: KB

COM - EX JOB NO: 09-VZW-NV-0012-LSV Main

PROJECT NAME:

LSV MAIN

125 S. LAS VEGAS BLVD.
LAS VEGAS, NV 89101

ENGINEERING SEAL:

RECEIVED JAN 1 2010

DRAWING TITLE:

SITE ELEVATIONS

DRAWING SHEET:

Z-5