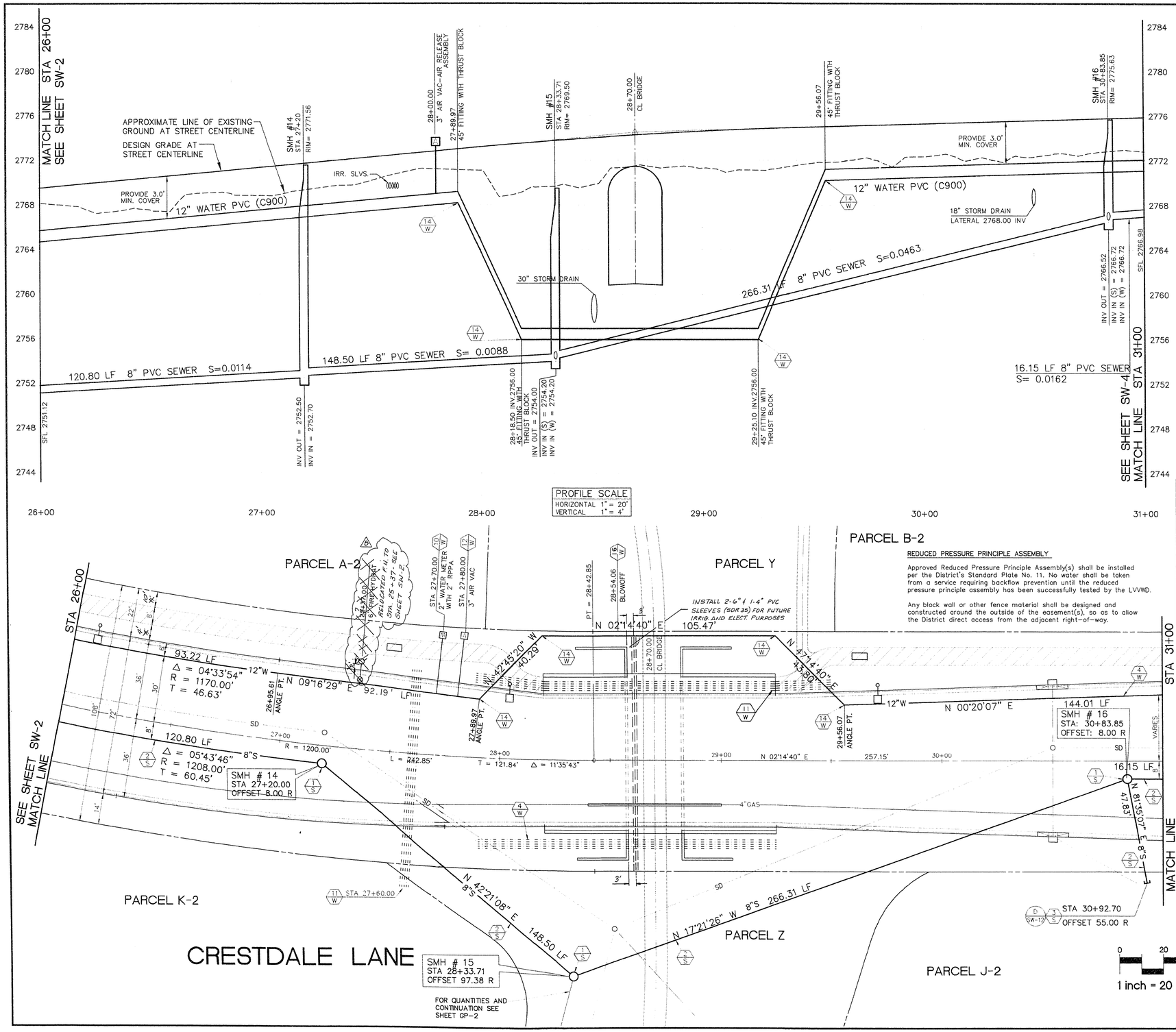

REDUCED PRESSURE PRINCIPLE ASSEMBLY

Approved Reduced Pressure Principle Assembly(s) shall be installed per the District's Standard Plate No. 11. No water shall be taken from a service requiring backflow prevention until the reduced pressure principle assembly has been successfully tested by the LVVWD.

Any block wall or other fence material shall be designed and constructed around the outside of the easement(s), so as to allow the District direct access from the adjacent right-of-way.

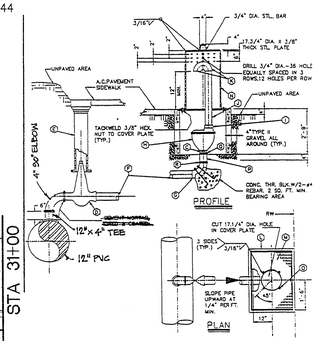

CONSTRUCTION NOTES (SEWER)

- (1/S) INSTALL 3 EA. STANDARD 4' SEWER MANHOLE PER CLARK COUNTY SANITATION DISTRICT STANDARD DRAWINGS.
- (2/S) INSTALL 599.59 L.F. 8" PVC (SDR-35) SEWER LINE.
- (3/S) INSTALL 1 EA. 8" PVC PLUG AND CAP.

CONSTRUCTION NOTES (WATER)

- (1/W) INSTALL ALL WATER MAINS AND APPURTENANCES PER L.V.V.W.D. STD. PLATES.
- (4/W) INSTALL 517.98 L.F. 12" PVC (C-900) WATER PIPE.
- (10/W) INSTALL 1 EA. 2" METER AND SERVICE LATERAL WITH BACKFLOW PREVENTION DEVICE PER L.V.V.W.D. STD PLATE NO. 2 AND FOR FUTURE LANDSCAPE IRRIGATION.
- (11/W) INSTALL 3 SET 2-6" PVC AND 3-4" PVC (SDR-35) SLEEVES FOR FUTURE ELECTRICAL OR IRRIGATION PURPOSES.
- (12/W) INSTALL 1 EA 3" AIR RELEASE ASSEMBLY PER LVVWD PLATE NO. 37 (MODIFIED-- SEE DETAIL HEREON)
- (14/W) INSTALL 4 EA 12" X 45° FITTING AND THRUST BLOCKS
- (16/W) INSTALL 1 EA 2" MANUAL BLOW-OFF
- (17/W) INSTALL 1 EA. FIRE HYDRANT.

GENERAL NOTES

1. PIPE LENGTHS SHOWN ARE FROM CENTERLINE OF MANHOLE TO CENTERLINE OF MANHOLE OR MATCHLINE AND ARE BASED ON LENGTHS AT CENTERLINE OF UTILITY (TYPICAL ALL SHEETS).
2. UTILITY LOCATIONS ARE BASED ON STREET CENTERLINE STATIONING.

LVVWD 6/17/94 DATE

REV.	DATE	DESCRIPTION	DATE	APPROVAL
2	8/15/94	RELOCATED FIRE HYD. TO STA. 29+37		
1	6/27/94	ISSUED FOR CONSTRUCTION		

RECOMMENDED
GARY R. BUSBY 10584 R.P.E. 6/15/94 DATE

ENGINEER
THE KEITH COMPANIES NEVADA
4056 S.O. INDUSTRIAL RD. LAS VEGAS, NV. 89103 (702) 733-0050
• PLANNING
• CIVIL ENGINEERING
• LANDSCAPE ARCHITECTURE
• LAND SURVEYING
• CONSTRUCTION MANAGEMENT

RECORD DRAWING
RECORD INFORMATION PROVIDED BY FIELD CONTRACTOR

HOWARD HUGHES PROPERTIES
SUMMERLIN VILLAGE 7 - THE TRAILS - UNIT 2
CRESTDALE LANE
PLAN AND PROFILE
STA 26+00 - STA 31+00

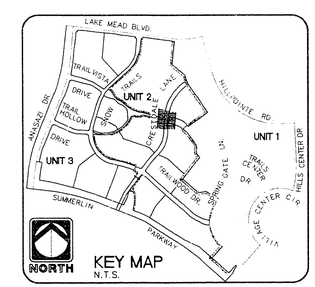

SHEET
SW-3
SHT 28 OF 42

Call before you Dig. 1-800-227-2600

11-2-89

3078-4271-2