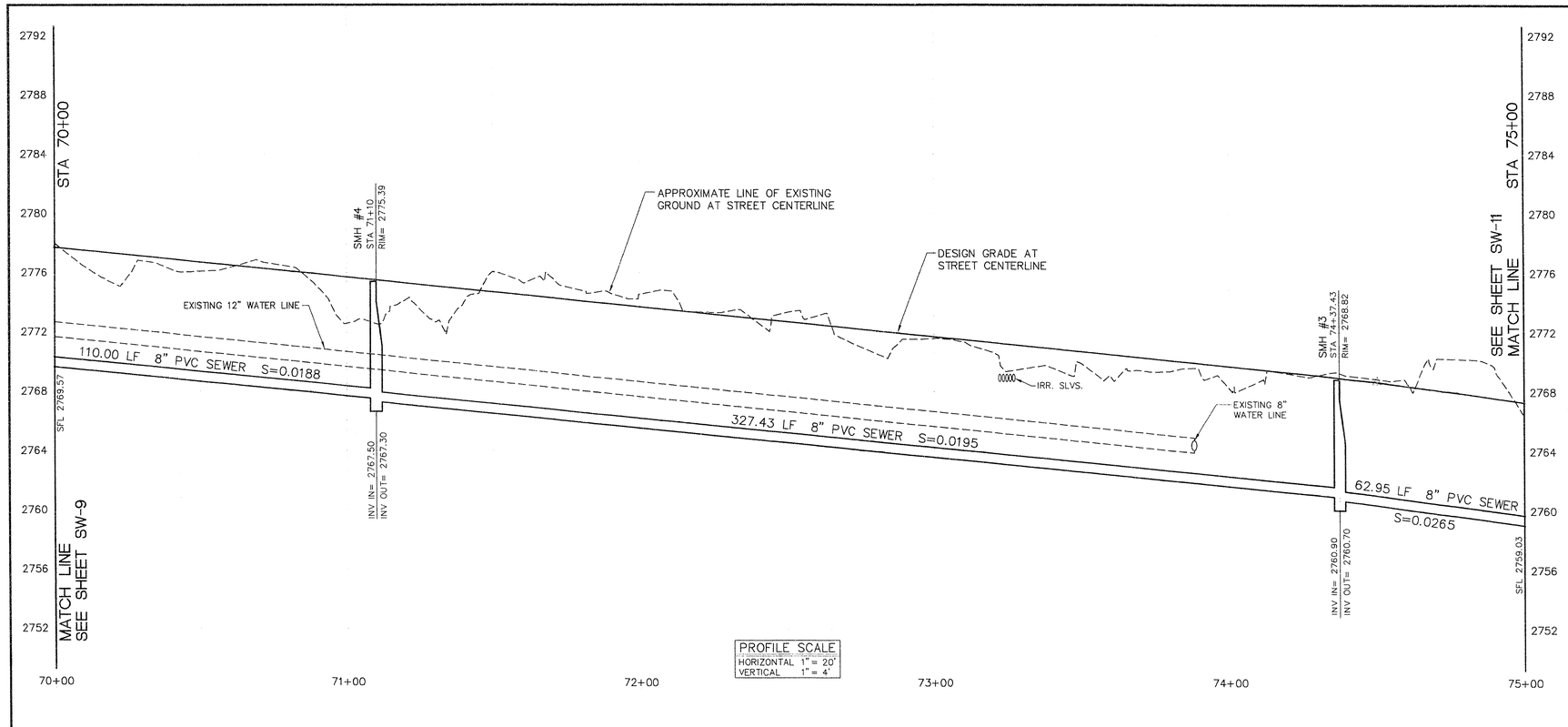

PROFILE SCALE
HORIZONTAL 1" = 20'
VERTICAL 1" = 4'

CONSTRUCTION NOTES (SEWER)

1/S INSTALL 2 EA. STANDARD 4' SEWER MANHOLE PER CLARK COUNTY SANITATION DISTRICT STANDARD DRAWINGS.

2/S INSTALL 500.38 L.F. 8" PVC (SDR-35) SEWER LINE.

CONSTRUCTION NOTES (WATER)

11/W. INSTALL 1 SET 2-6" PVC AND 3-4" PVC (SDR-35) SLEEVES FOR FUTURE ELECTRICAL OR IRRIGATION PURPOSES.

20/W. ADJUST 2 EA. EXISTING VALVE COVER TO GRADE

GENERAL NOTES

1. PIPE LENGTHS SHOWN ARE FROM CENTERLINE OF MANHOLE TO CENTERLINE OF MANHOLE OR MATCHLINE AND ARE BASED ON LENGTHS AT CENTERLINE OF UTILITY (TYPICAL ALL SHEETS).
2. UTILITY LOCATIONS ARE BASED ON STREET CENTERLINE STATIONING.

LVVWD 6/17/94 DATE

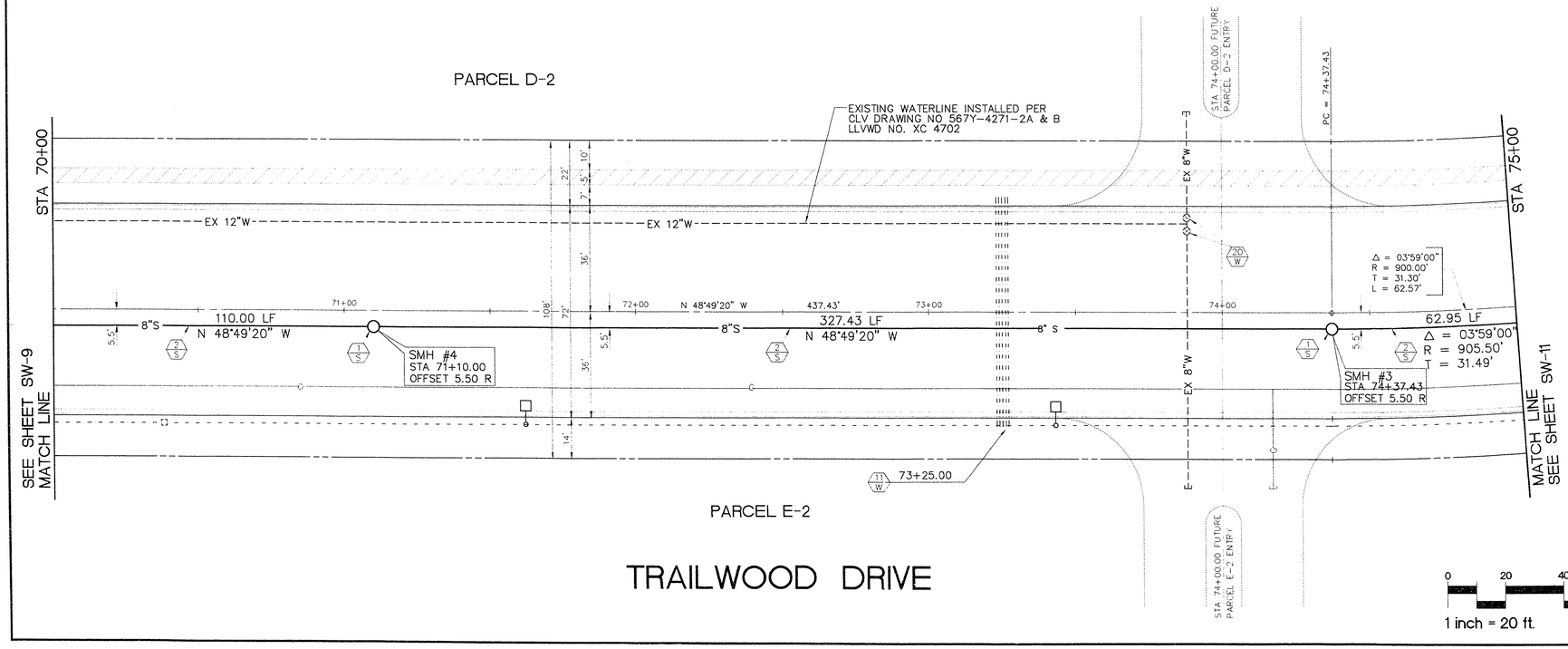

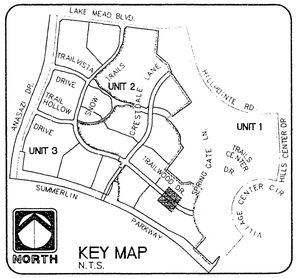

0 20 40 80
1 inch = 20 ft.

NORTH

Call before you Dig. 1-800-227-2600

REV.	DATE	DESCRIPTION	DATE	APPROVAL

RECORD DRAWING
RECORD INFORMATION PROVIDED BY FIELD CONTRACTOR

RECOMMENDED
GARY R. BUSBY 10584 R.P.E. 6/15/94 DATE

• PLANNING
• CIVIL
• ENGINEERING
• SURVEYING
• LANDSCAPE ARCHITECTURE
• LAND SURVEYING
• CONSTRUCTION MANAGEMENT

ENGINEER
THE KEITH COMPANIES NEVADA
4082 SO. INDUSTRIAL RD. LAS VEGAS, NV. 89103 (702) 733-0550

HOWARD HUGHES PROPERTIES
SUMMERLIN VILLAGE 7 - THE TRAILS -UNIT 2
TRAILWOOD DRIVE
SEWER AND WATER
STA 70+00 - STA 75+00

SHEET
SW-10
SHT 35 OF 42

11-2-98

3078-4271-2