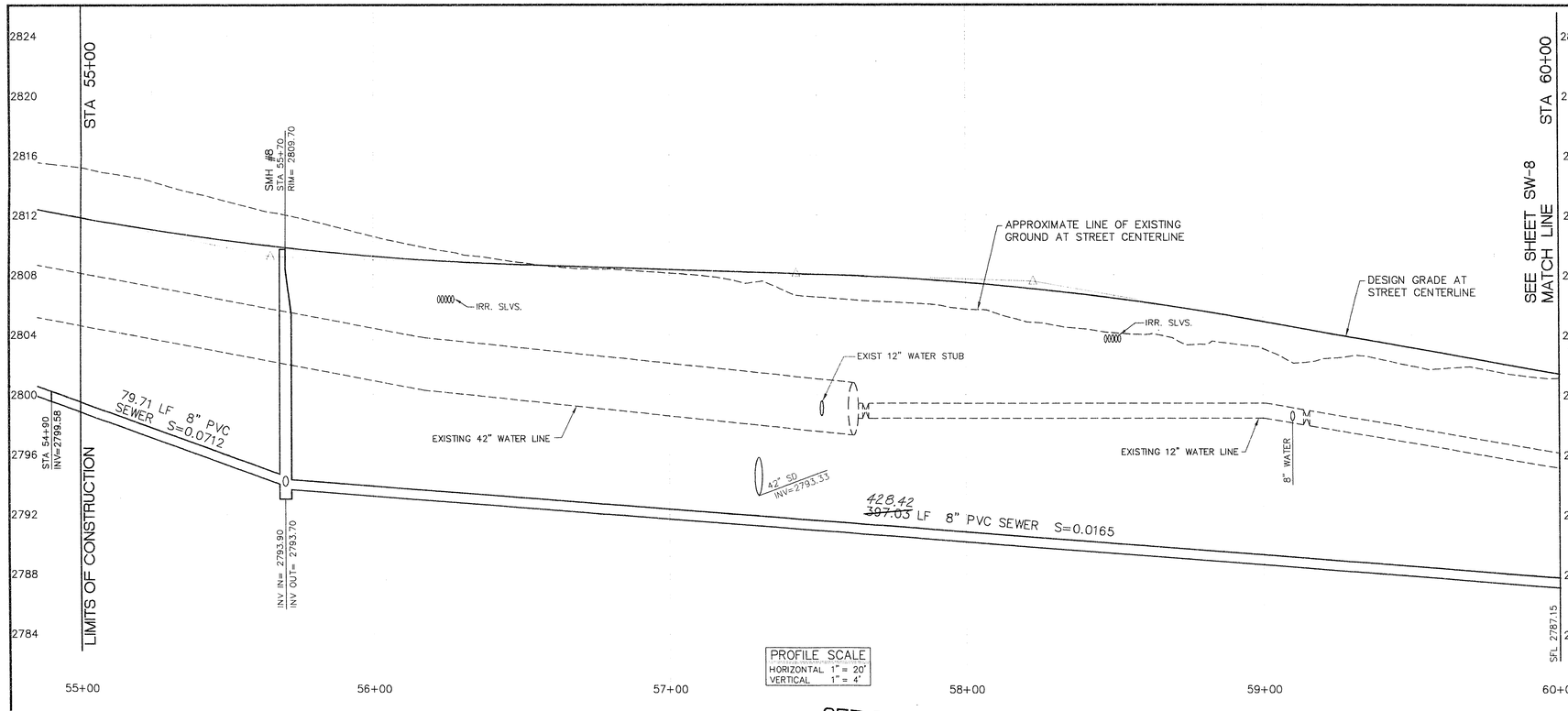

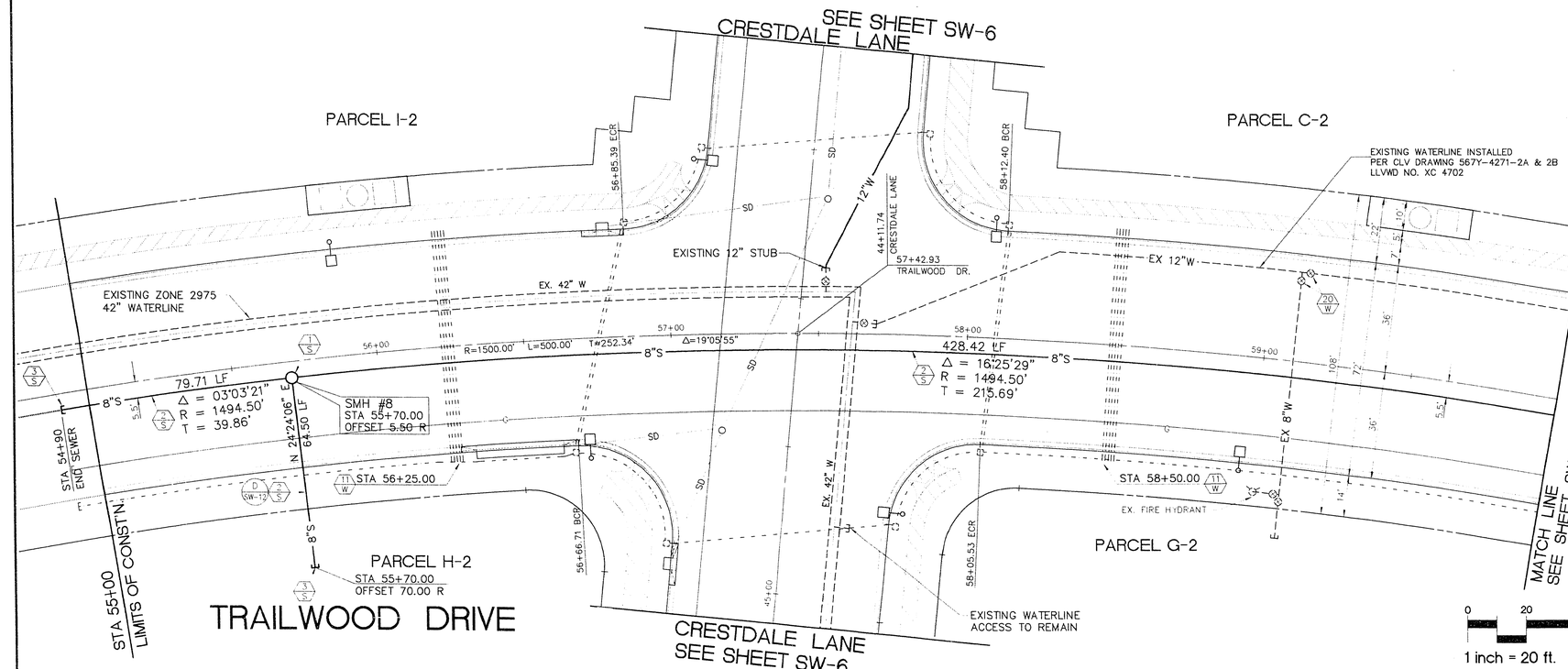

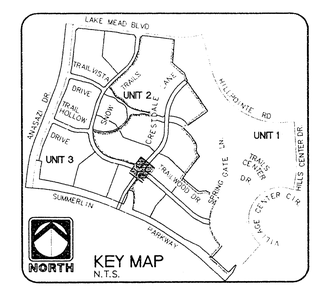

CONSTRUCTION NOTES (SEWER)

1. INSTALL 1 EA. STANDARD 4' SEWER MANHOLE PER CLARK COUNTY SANITATION DISTRICT STANDARD DRAWINGS.
2. INSTALL 572.63 L.F. 8" PVC (SDR-35) SEWER LINE.
3. INSTALL 1 EA. 8" PVC PLUG STUB-OUT PLUG AND CAP.

CONSTRUCTION NOTES (WATER)

11 W. INSTALL 2 EA. SET 2-6" PVC AND 3-4" PVC (SDR-35) SLEEVES FOR FUTURE ELECTRICAL OR IRRIGATION PURPOSES.

10 W. ADJUST 2 EA EXISTING VALVE COVER TO GRADE

GENERAL NOTES

1. PIPE LENGTHS SHOWN ARE FROM CENTERLINE OF MANHOLE TO CENTERLINE OF MANHOLE OR MATCHLINE AND ARE BASED ON LENGTHS AT CENTERLINE OF UTILITY (TYPICAL ALL SHEETS).
2. UTILITY LOCATIONS ARE BASED ON STREET CENTERLINE STATIONING.

LVVWD 6/17/99 DATE

REV.	DATE	DESCRIPTION	DATE	APPROVAL

RECORD DRAWING
RECORD INFORMATION PROVIDED BY FIELD CONTRACTOR

RECOMMENDED
GARY R. BUSBY 10584 R.P.E. 6/15/99 DATE

ENGINEER
THE KEITH COMPANIES NEVADA
4062 S6 INDUSTRIAL RD LAS VEGAS, NV 89103
• PLANNING
• ENGINEERING
• SURVEYING
• LANDSCAPE ARCHITECTURE
• LAND SURVEYING
• CONSTRUCTION MANAGEMENT
LAS VEGAS, NV 89103 (702) 733-0350

HOWARD HUGHES PROPERTIES
SUMMERLIN VILLAGE 7 - THE TRAILS - UNIT 2
TRAILWOOD DRIVE
SEWER AND WATER
STA 54+90 - STA 60+00

Call before you Dig.
1-800-227-2600
(NON-MEMBERS TO CALL USA)

SHEET
SW-7
SHT 32 OF 48

11-2-99

30TY-4271-2