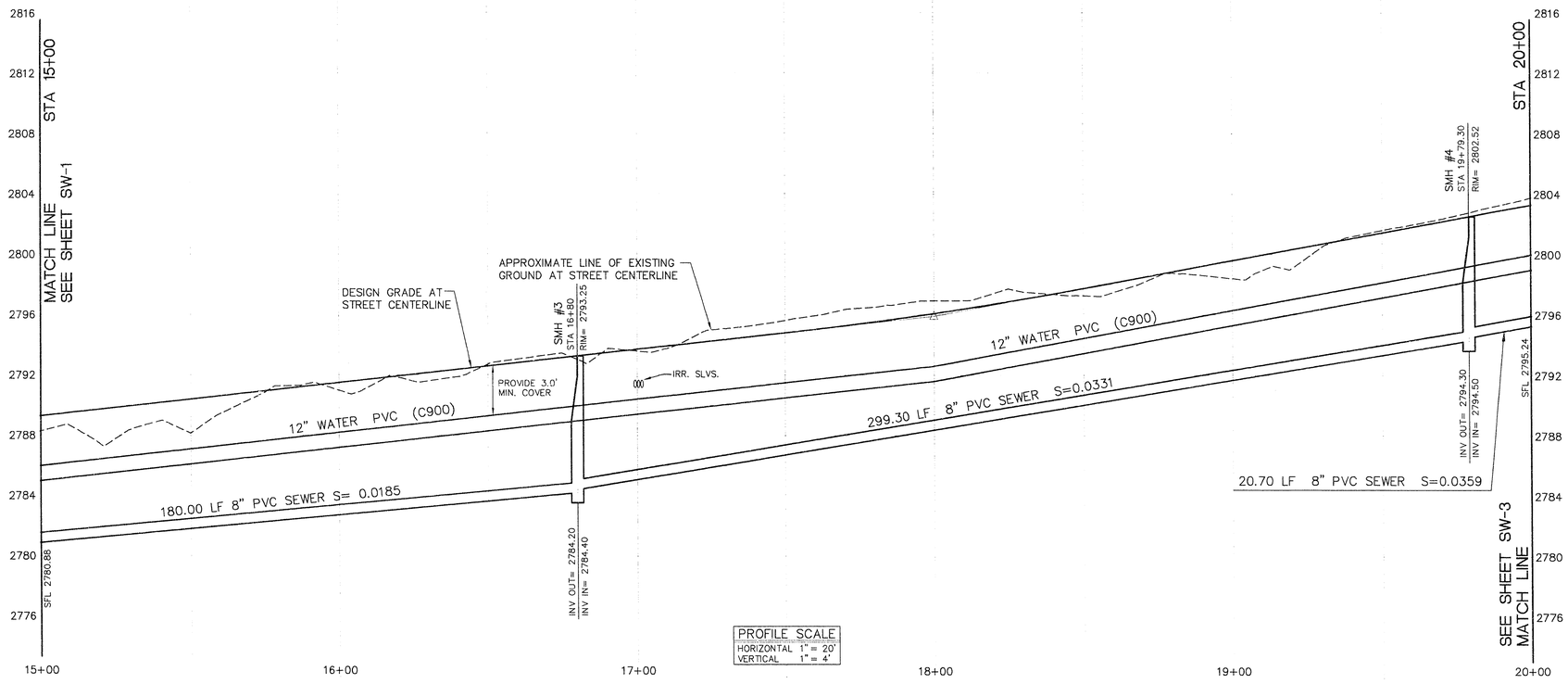

PROFILE SCALE
HORIZONTAL 1" = 20'
VERTICAL 1" = 4'

CONSTRUCTION NOTES (SEWER)

1/S INSTALL 2 EA. STANDARD 4' SEWER MANHOLE PER S.I.S.D-2 OR CLARK COUNTY SANITATION DISTRICT STANDARD DRAWINGS.

2/S INSTALL 500.00 L.F. 8" PVC (SDR-35) SEWER LINE.

CONSTRUCTION NOTES (WATER)

1/W INSTALL ALL WATER MAINS AND APPURTENANCES PER L.V.V.W.D. STD. PLATES.

2/W INSTALL 30.00 L.F. 8" PVC (C-900) WATER PIPE.

4/W INSTALL 499.66 L.F. 12" PVC (C-900) WATER PIPE.

5/W INSTALL 1 EA. 8" GATE VALVE.

6/W INSTALL 1 EA. 12" GATE VALVE.

7/W INSTALL 1 EA. END CAP AND CORP STOP PER LVVWD STD PL. NO 4

9/W INSTALL 1 EA. 12" X 8" TEE AND THRUST BLOCK PER L.V.V.W.D. STD. PLATE NO. 5.

11/W INSTALL 1 EA. SET 1-6" PVC AND 2-4" PVC (SDR-35) SLEEVES FOR FUTURE ELECTRICAL OR IRRIGATION PURPOSES.

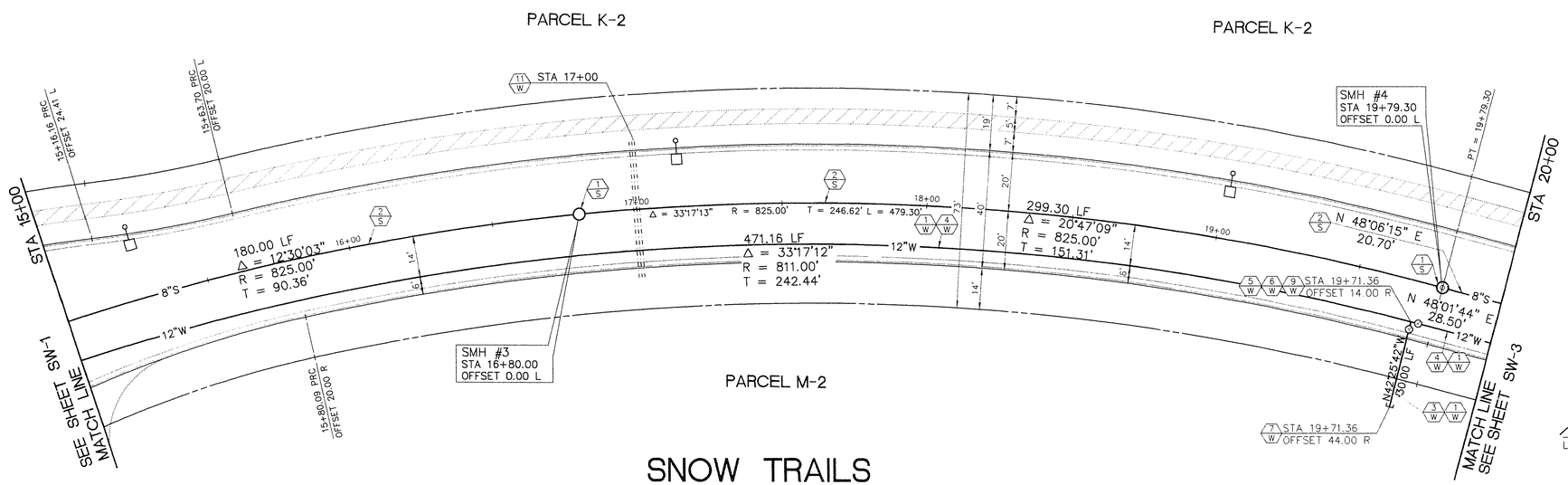

SNOW TRAILS

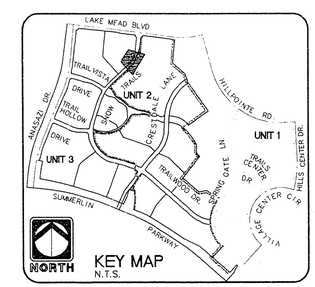

LVVWD 7/21/99 DATE

0 20 40 80
1 inch = 20 ft.

NORTH

Avoid cutting underground utility lines. It's costly.
Call before you Dig.
1-800-227-2600
UNDERGROUND SERVICE (USA)

RECORD DRAWING
RECORD INFORMATION PROVIDED BY FIELD CONTRACTOR

RECOMMENDED
GARY B. BUSBY 10584 7/19/99
R.P.E. DATE

- PLANNING
- CIVIL
- ENGINEERING
- LAND SURVEYING
- ARCHITECTURE
- LANDSCAPE ARCHITECTURE
- CONSTRUCTION MANAGEMENT

ENGINEER
THE KEITH COMPANIES NEVADA
4032 S. INDUSTRIAL RD. LAS VEGAS, NV 89103
PHONE: NV: 89103 (702) 733-9300

REV.	DATE	DESCRIPTION	DATE	APPROVAL

HOWARD HUGHES PROPERTIES
SUMMERLIN VILLAGE 7 - THE TRAILS - UNIT 3
SNOW TRAILS
SEWER AND WATER
STA 15+00 - STA 20+00

SHEET
SW-2
SHT 31 OF 54

307Y-4271-3

11-2-36