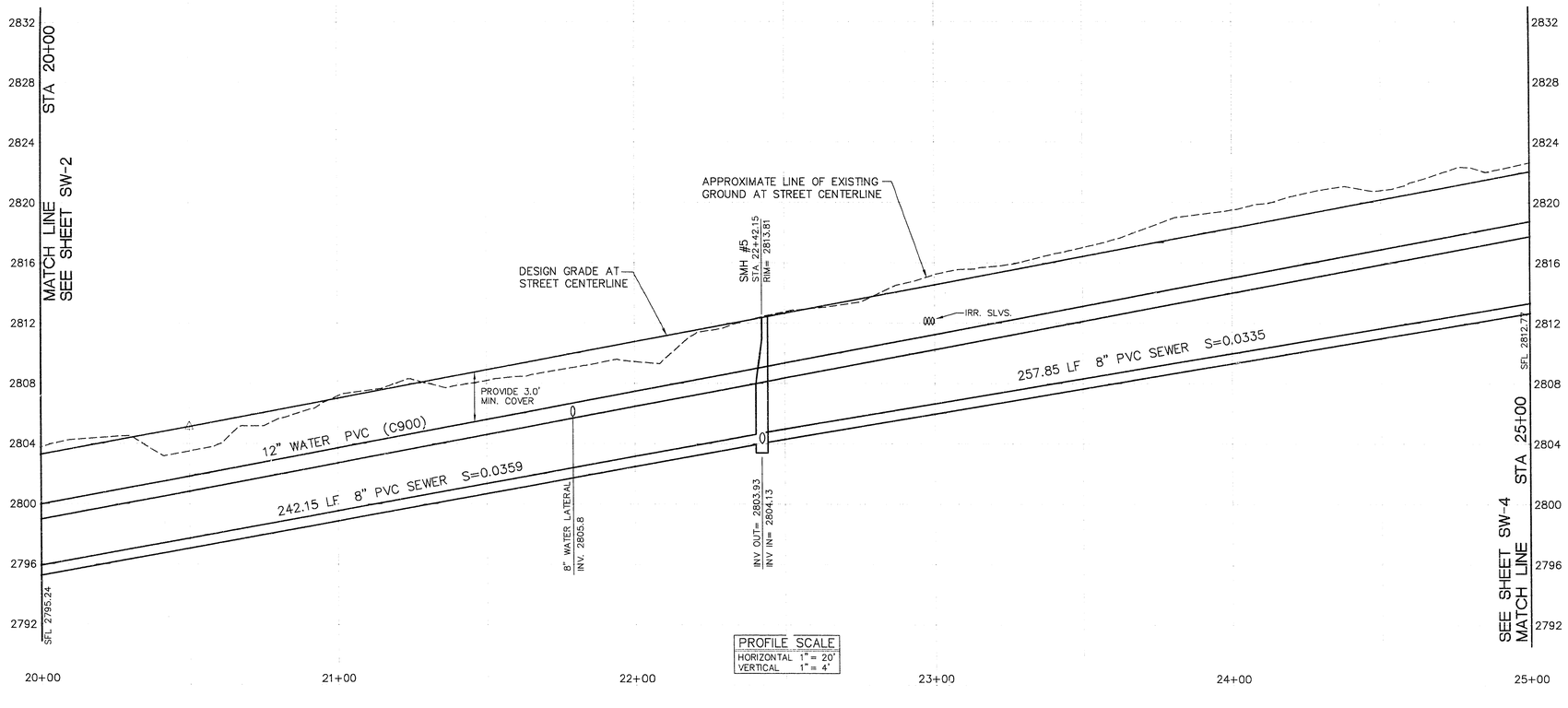

PROFILE SCALE
HORIZONTAL 1" = 20'
VERTICAL 1" = 4'

CONSTRUCTION NOTES (SEWER)

1 S — INSTALL 1 EA. STANDARD 4' SEWER MANHOLE PER S.I.S. D-2 OR CLARK COUNTY SANITATION DISTRICT STANDARD DRAWINGS.

2 S — INSTALL 500.00 L.F. 8" PVC (SDR-35) SEWER LINE.

CONSTRUCTION NOTES (WATER)

1 W — INSTALL ALL WATER MAINS AND APPURTENANCES PER L.V.V.W.D. STD. PLATES.

3 W — INSTALL 63 L.F. 8" PVC (C-900) WATER PIPE.

4 W — INSTALL 500.00 L.F. 12" PVC (C-900) WATER PIPE.

5 W — INSTALL 1 EA 8" GATE VALVE.

7 W — INSTALL 1 EA. END CAP AND CORP STOP (LVVWD STD. PLATE NO. 4)

9 W — INSTALL 1 EA. 12" X 8" TEE 1 - 12" GATE VALVE AND THRUST BLOCK PER L.V.V.W.D. STD. PLATE NO. 5.

11 W — INSTALL 1 EA SET 1-6" PVC AND 2-4" PVC (SDR-35) SLEEVES FOR FUTURE ELECTRICAL OR IRRIGATION PURPOSES.

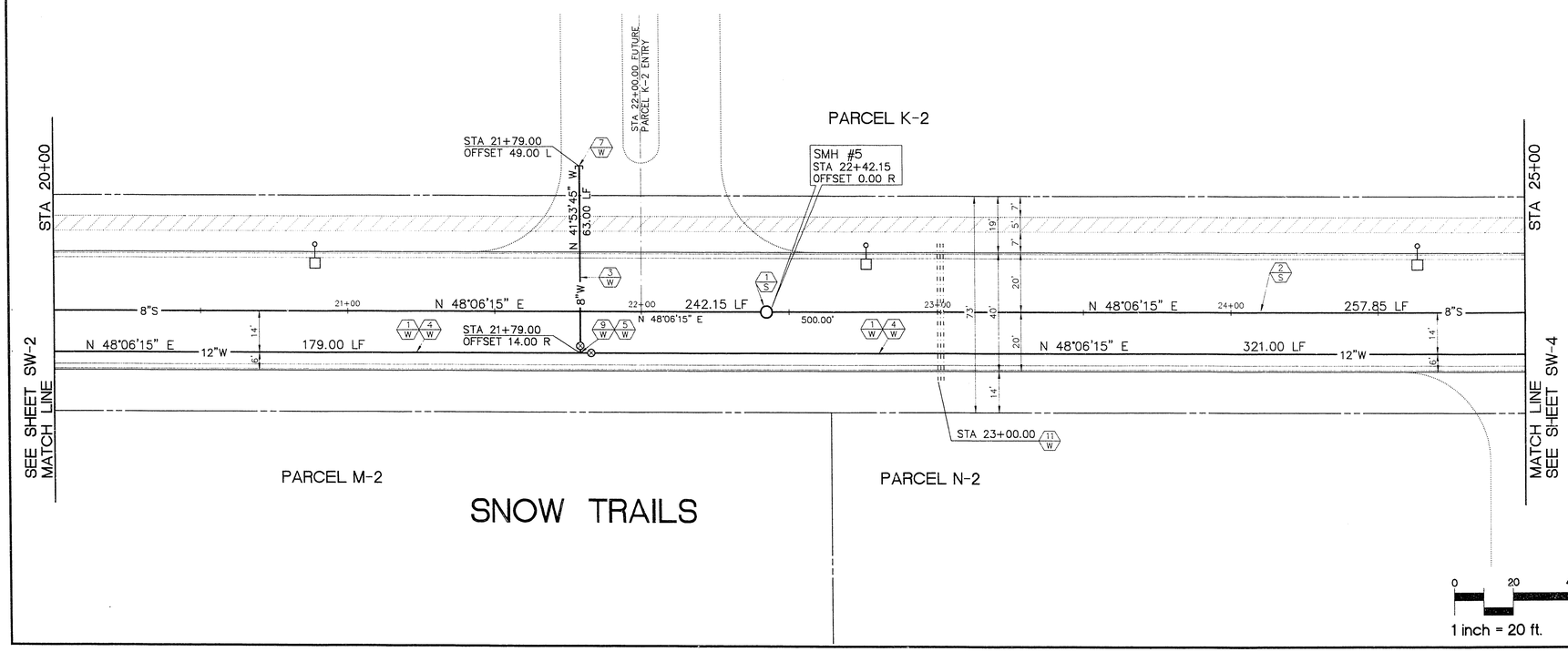

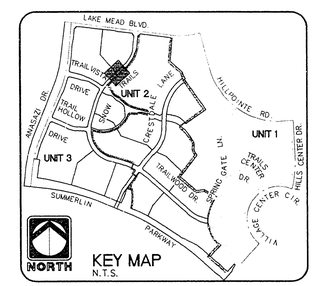

LVVWD 7/21/94 DATE

0 20 40 80
1 inch = 20 ft.

NORTH

Call before you Dig. 1-800-227-2600 UNDERGROUND SERVICE (USA)

RECORD DRAWING
RECORD INFORMATION PROVIDED BY FIELD CONTRACTOR

REV.	DATE	DESCRIPTION	DATE	APPROVAL

RECOMMENDED
10584 R.P.E. 7/18/94 DATE

ENGINEER
THE KEITH COMPANIES NEVADA
4052 SO. INDUSTRIAL RD. LAS VEGAS, NV. 89103 (702) 735-0560

- PLANNING
- CIVIL ENGINEERING
- LANDSCAPE ARCHITECTURE
- LAND SURVEYING
- CONSTRUCTION MANAGEMENT

HOWARD HUGHES PROPERTIES
SUMMERLIN VILLAGE 7 - THE TRAILS - UNIT 3
SNOW TRAILS
SEWER AND WATER
STA 20+00 - STA 25+00

SHEET
SW-3
SHT 32 OF 54

11-2-31

307Y-4271-3