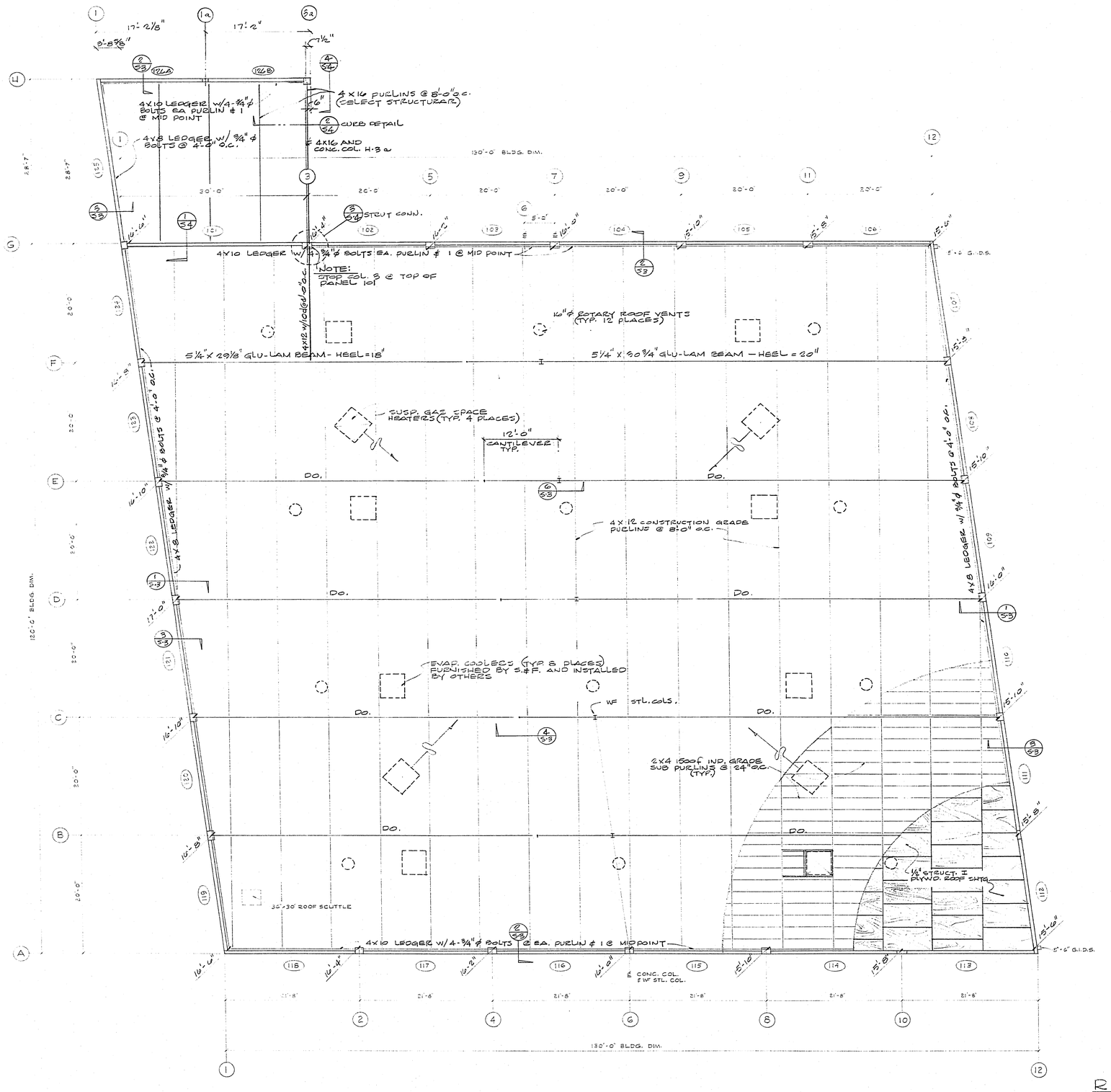

ROOF FRAMING PLAN

SCALE 1/8" = 1'-0"

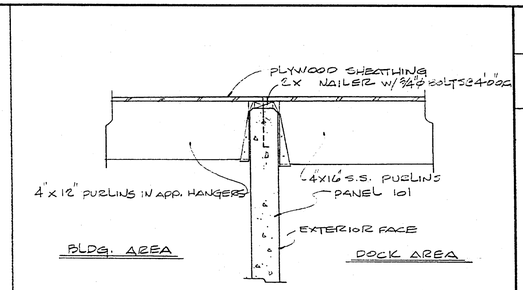

1/S4 DOCK ROOF DETAIL @ PANEL 101 — SCALE 3/4" = 1'-0"

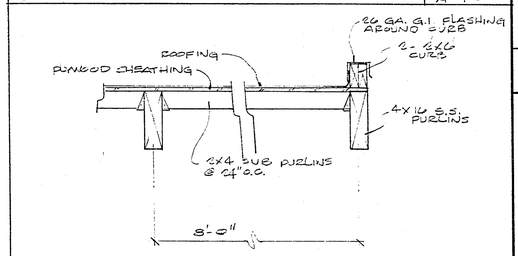

2/S4 CURB DET. @ DOCK ROOF — SCALE 3/4" = 1'-0"

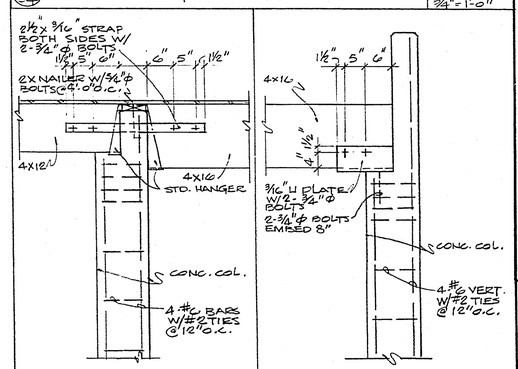

3/S4 CONN. @ COL. G-3 — SCALE 3/4" = 1'-0"

4/S4 CONN. @ COL. H-3 a — SCALE 3/4" = 1'-0"

ROOF NAILING SCHEDULE	
LOCATION	SIZE & SPACING
BOUNDARY	10d @ 4" O.C.
PANEL EDGE	10d @ 6" O.C.
INTERIOR SUPPORTS	10d @ 12" O.C.

BLOCK ALL EDGES

NOTE:
15'-10" ALL ELEVATIONS SHOWN ARE FROM FIN. FLR. TO TOP OF ROOF SHTG.

VOID

NO.	REVISION	DATE	BY

DRAWN BY RSI | CHECKED | APPROVED | DATE 2/20/70 | JOB NO. 2064

WHOLESALE, RETAIL DISTRIBUTION CENTER FOR SMART AND FINAL IRIS CO.
NORTH MAIN STREET, LAS VEGAS, NEVADA

THESE DRAWINGS ARE THE EXCLUSIVE PROPERTY OF THE ARCHITECT, JACK H. MacDONALD AND MAY NOT BE REPRODUCED IN WHOLE OR IN PART WITHOUT THE EXPRESS PRIOR WRITTEN CONSENT OF SAID ARCHITECT.

JACK H. MACDONALD
ARCHITECTS AND ENGINEERS
321 S. SAN VICENTE BLVD. LOS ANGELES 90048 272-3131

SHEET NO. S-4

521-228

10/67 DIETERICH-POST CLEARPRINT 1000H