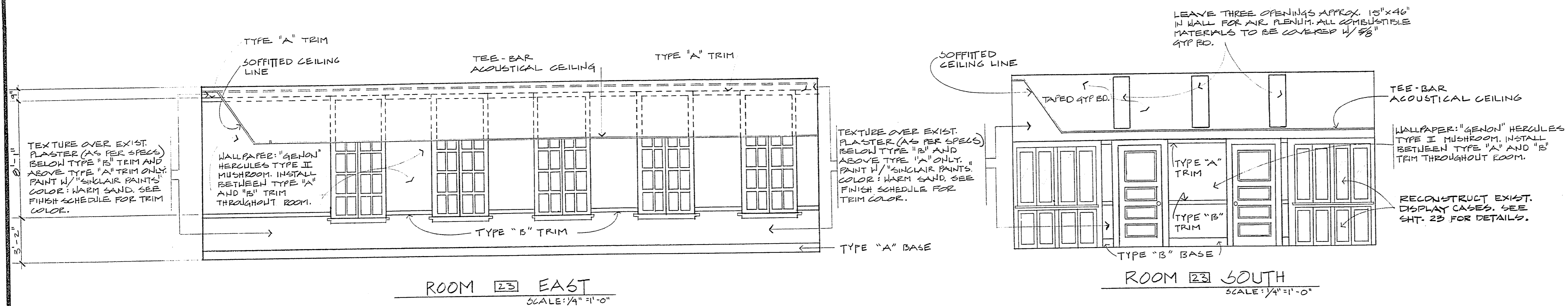


City of Las Vegas, Nevada
Office of Architectural Services and Project Control
 Don J. Saylor A.I.P. Deputy City Manager



ROOM FINISH SCHEDULE

| ROOM NUMBER | WALLS SEE PAINT AND WALLPAPER COLUMN | | | | TRIM SEE PAINT AND WALLPAPER COLUMN | BASE SEE PAINT AND WALLPAPER COLUMN | FLOOR | ACOUSTICAL CEILING | HARD CEILING SEE PAINT AND WALLPAPER COLUMN | REMARKS |
|-------------|--------------------------------------|----------------------------|----------------------------|----------------------------|---|-------------------------------------|------------------------------------|------------------------|---|--|
| | NORTH | EAST | SOUTH | WEST | | | | | | |
| 1 | ① | SEE ELEVATION SHEET 12 | ① | ① | ② | ② | CARPET #3004 DESERT SANDS | SEE SHEET 7 AND SPECS. | ③ | |
| 2 | ① | ① | ① | ① | ↓ | ↓ | VINYL TILE OVER 1/2" PARTICLE BO.* | ↓ | ↓ | PAINT ELECTRICAL RACEWAY IN TYPE "A" BASE TO MATCH BASE. |
| 3 | ③ | ③ | ③ | ③ | ↓ | ↓ | VINYL TILE OVER 1/2" PARTICLE BO.* | ↓ | ↓ | |
| 4 | ③ | ③ | ③ | ③ | ② | ② | VINYL TILE OVER 1/2" PARTICLE BO.* | SEE SHEET 7 AND SPECS. | ③ | |
| 5 | CERAMIC TILE SEE ELEVATION | CERAMIC TILE SEE ELEVATION | CERAMIC TILE SEE ELEVATION | SEE ELEVATION SHEET 12. | ④ | CERAMIC TILE SEE ELEVATION | CERAMIC TILE | NONE | ⑤ | |
| 6 | CERAMIC TILE SEE ELEVATION | CERAMIC TILE SEE ELEVATION | CERAMIC TILE SEE ELEVATION | CERAMIC TILE SEE ELEVATION | ↓ | CERAMIC TILE SEE ELEVATION | CERAMIC TILE | NONE | ⑤ | |
| 7 | ⑤ | ⑤ | ⑤ | ⑤ | ↓ | CERAMIC TILE SEE ELEVATION | CERAMIC TILE | NONE | ⑤ | |
| 8 | ③ | ③ | ③ | ③ | ↓ | ④ | VINYL TILE OVER 1/2" PARTICLE BO.* | SEE SHEET 7 AND SPECS | NONE | |
| 9 | ③ | ③ | ③ | ③ | ↓ | ④ | VINYL TILE OVER 1/2" PARTICLE BO.* | NONE | ③ | |
| 10 | ③ | ③ | ③ | ③ | ④ | ④ | CARPET #3004 DESERT SANDS | SEE SHEET 7 AND SPECS. | ③ | |
| 11 | SEE ELEVATION SHEET 14 | SEE ELEVATION SHEET 14 | SEE ELEVATION SHEET 14 | SEE ELEVATION SHEET 14 | ⑥ | ⑥ | ↓ | ↓ | NONE | |
| 12 | SEE ELEVATION SHEET 14 | SEE ELEVATION SHEET 15 | SEE ELEVATION SHEET 15 | SEE ELEVATION SHEET 14 | ⑥ | ⑥ | ↓ | ↓ | NONE | |
| 13 | ③ | ④ | ③ | ③ | ④ | ④ | CARPET #3004 DESERT SANDS | ↓ | ③ | PAINT ELECTRICAL RACEWAY IN TYPE "A" BASE TO MATCH BASE. |
| 14 | ③ | ③ | ③ | ③ | ④ | ④ | VINYL TILE OVER 1/2" PARTICLE BO.* | ↓ | ↓ | |
| 15 | SEE ELEVATION SHEET 15 | SEE ELEVATION SHEET 15 | ③ | SEE ELEVATION SHEET 15 | ④ | ④ | CARPET #3004 DESERT SANDS | ↓ | ↓ | PAINT ELECTRICAL RACEWAY IN TYPE "A" BASE TO MATCH BASE. |
| 16 | SEE ELEVATION SHEET 16 | SEE ELEVATION SHEET 16 | SEE ELEVATION SHEET 16 | SEE ELEVATION SHEET 16 | ⑥ EXCEPT AS SHOWN ON ELEVATIONS ON SHEET 16 | ⑥ | CARPET #3007 MOUTON | ↓ | ↓ | |
| 17 | ⑥ | ⑦ | ⑦ | ⑦ | ⑧ | ⑧ | CARPET #3004 DESERT SANDS | SEE SHEET 7 AND SPECS. | ③ | PAINT ELECTRICAL RACEWAY IN TYPE "A" BASE TO MATCH BASE. |
| 18 | ⑤ | ⑤ | ⑤ | ⑤ | ④ | ④ | VINYL TILE OVER 1/2" PARTICLE BO.* | NONE | ⑤ | |
| 19 | ⑦ | ⑦ | ⑦ | ⑦ | ⑧ | ⑧ | VINYL TILE OVER 1/2" PARTICLE BO.* | SEE SHEET 7 AND SPECS | ③ | |
| 20 | ⑤ | ⑤ | ⑤ | ⑤ | ④ | CERAMIC TILE SEE ELEVATION | CERAMIC TILE | NONE | ⑤ | |
| 21 | CERAMIC TILE SEE ELEVATION | CERAMIC TILE SEE ELEVATION | CERAMIC TILE SEE ELEVATION | CERAMIC TILE SEE ELEVATION | ④ | CERAMIC TILE SEE ELEVATION | CERAMIC TILE | NONE | ⑤ | |
| 22 | ⑨ | ⑨ | ⑨ | ⑨ | ⑩ | ⑩ | VINYL TILE OVER 1/2" PARTICLE BO.* | SEE SHEET 7 AND SPECS | ③ | |
| 23 | SEE ELEVATION SHEET 18 | SEE ELEVATION SHEET 19 | SEE ELEVATION SHEET 19 | SEE ELEVATION SHEET 18 | ⑩ | ⑩ | CARPET #3004 DESERT SANDS | SEE SHEET 7 AND SPECS | ③ | PAINT ELECTRICAL RACEWAY IN TYPE "A" BASE TO MATCH BASE. |

- PAINT** SEE WRITTEN SPECIFICATIONS FOR ADDITIONAL PAINT PRODUCTS INFORMATION.
- "SINCLAIR" TUSK
 - "SINCLAIR" NEVADA CLAY
 - "SINCLAIR" MUSTANG
 - "SINCLAIR" STONE WOOD
 - "SINCLAIR" STRAW YELLOW
 - "SINCLAIR" BURNT LMBER
 - "SINCLAIR" RUSSET PEAR
 - "DEER-O" 731 SOMBRERO
 - "SINCLAIR" WARM SAND
 - "SINCLAIR" FEATHER GRAY


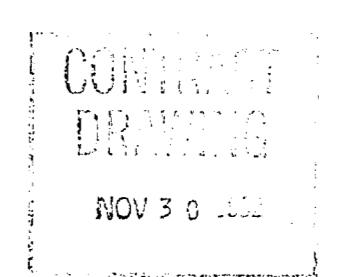
- WALLPAPER**
- "GENON" HERCULES TYPE II MUSHROOM (SEE ROOM # 23)
 - "GENON" HERCULES TYPE II TERRA COTTA
 - "GENON" MAYA TYPE II CORAL (SEE ROOM # 16)
 - "GENON" HERCULES TYPE II NUTMEG

EXTERIOR FINISH SCHEDULE

WALL SURFACE: "DEER-O", SATIN VINYL, 601 DOVE
 TRIM: INCLUDING DOORS, WINDOWS AND EAVES: "DEER-O", SATIN VINYL, 731 SOMBRERO
 * ROOF: COLOR TO MATCH WALL SURFACE
 * GUTTER AND DOWNSPOUTS: COLOR TO MATCH TRIM
 HANDRAILS: "DEER-O", SATIN VINYL, 601 DOVE

* TERNE COATED STAINLESS STEEL TO BE PAINTED AS FOLLOWS:
 PRIMER: ONE COAT OF RED IRON OXIDE WITH A LINSEED OIL BASE.
 COLOR COAT: ONE COAT OF LONG OIL, SLOW DRYING, EXTERIOR PAINT.

NOTE: PAINT PRODUCTS FOR TERNE COATED STAINLESS STEEL AVAILABLE FROM ROOFING MANUFACTURER, FOLLANBEE STEEL CORP. PAINT TO BE APPLIED AS PER FOLLANBEE STEEL CORP. RECOMMENDATIONS. FOLLANBEE, WEST VIRGINIA 26037 (800) 624-6906



WEST SIDE SCHOOL RENOVATION
 INTERIOR ELEVATIONS & EXTERIOR FINISH SCHEDULES
 Design By: K. RUEGGE Date: 8-82
 Drawn By: F. TEJAPANO Date: 8-82
 Division: TECHNICAL SERVICES Scale: AS SHOWN

AS BUILT
 Sheet 19
 5/3-3
 11/15/82
 of 57