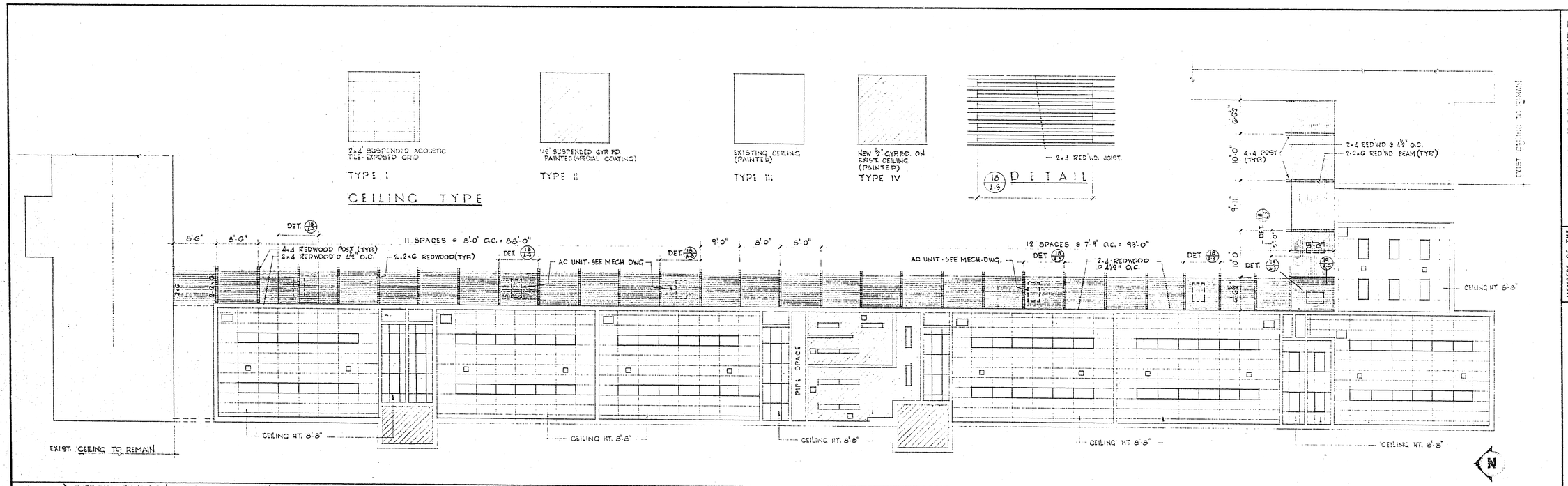

NOTE ▶ BATT INSULATION IN RMS. NO. 103, 105, 110, 115, 121, 122 & 124 SHALL BE MOUNTED ON TOP OF NEW SUSPENDED ACOUSTIC TILE CLG.

REFLECTED CEILING PLAN (1/A-3) SCALE: 1/8" = 1'-0"

DOOR NO.	SIZE W	SIZE H	SIZE T	MAT.	TYPE	GL.	LOUVER W	LOUVER H	FRAME MAT.	FRAME TYPE	DETAILS JAMB	DETAILS HEAD	DETAILS SILL	SET NO.	REMARKS
(1)	2'-8"	7'-0"	1 3/4"	H.M.	A				H.M.	B	1/A-3	1/A-3		1	
(2)	3'-0"	7'-0"	1 3/4"	H.M.	A				H.M.	B	1/A-3	1/A-3		1	
(3)	3'-0"	7'-0"	1 3/4"	H.M.	A				H.M.	B	1/A-3	1/A-3		1	
(4)	3'-0"	7'-0"	1 3/4"	H.M.	A				H.M.	B	1/A-3	1/A-3		1	
(5)	3'-0"	7'-0"	1 3/4"	H.M.	A				H.M.	B	1/A-3	1/A-3		1	
(6)	3'-0"	7'-0"	1 3/4"	H.M.	A				H.M.	B	1/A-3	1/A-3		1	
(7)	3'-0"	7'-0"	1 3/4"	H.M.	A				H.M.	B	1/A-3	1/A-3		1	
(8)	3'-0"	7'-0"	1 3/4"	H.M.	A				H.M.	B	1/A-3	1/A-3		1	
(9)	3'-0"	7'-0"	1 3/4"	H.M.	A				H.M.	B	1/A-3	1/A-3		1	NOTE:
(10)	3'-0"	7'-0"	1 3/4"	H.M.	A				H.M.	B	1/A-3	1/A-3		1	1. PROVIDE WEATHERSTRIP AT SILL IN
(11)	2'-8"	7'-0"	1 3/4"	H.M.	A				H.M.	B	1/A-3	1/A-3		5	ALL EXTERIOR DOORS
(12)	2'-8"	7'-0"	1 3/4"	H.M.	A				H.M.	B	1/A-3	1/A-3		5	
(13)	3'-0"	7'-0"	1 3/4"	H.M.	A				H.M.	B	1/A-3	1/A-3		1	2. ALL EXTERIOR MET. DOORS - PAINTED
(14)	3'-0"	7'-0"	1 3/4"	H.M.	A				H.M.	B	1/A-3	1/A-3		1	
(15)	3'-0"	7'-0"	1 3/4"	H.M.	A				H.M.	B	1/A-3	1/A-3		1	
(16)	3'-0"	7'-0"	1 3/4"	H.M.	A				H.M.	B	1/A-3	1/A-3		1	
(17)	3'-0"	7'-0"	1 3/4"	H.M.	A				H.M.	B	1/A-3	1/A-3		1	
(18)	3'-0"	7'-0"	1 3/4"	H.M.	A				H.M.	B	1/A-3	1/A-3		1	
(19)	4'-0" SHOWN	6'-0" SHOWN	2" SHOWN	H.M.	D						5/A-3 SHOWN			-	IRON GATE, PAIR
(20)	3'-0"	7'-0"	1 3/4"	H.M.	A				H.M.	B	1/A-3	1/A-3		4	
(21)	3'-0"	7'-0"	1 3/4"	H.M.	A				H.M.	B	1/A-3	1/A-3		4	
(22)	2'-6"	6'-0"	1 3/4"	PLAM	A									3	EXISTING FRAME
(23)	2'-6"	6'-0"	1 3/4"	PLAM	A									3	EXISTING FRAME
(24)	3'-0"	7'-0"	1 3/4"	PLAM	A				H.M.	B	4/A-3	4/A-3		2	
(25)	2'-6"	6'-0"	1 3/4"	PLAM	A									3	EXISTING FRAME
(26)	2'-6"	6'-0"	1 3/4"	PLAM	A									3	EXISTING FRAME
(27)	3'-0"	7'-0"	1 3/4"	PLAM	A				H.M.	B	4/A-3	4/A-3		2	
(28)	2'-6"	6'-6"	1 3/4"	PLAM	A									3	EXISTING FRAME
(29)	2'-6"	6'-6"	1 3/4"	PLAM	A									3	EXISTING FRAME
(30)	4'-0" SHOWN	6'-0" SHOWN	2" SHOWN	H.M.	D						5/A-3 SHOWN			-	IRON GATE, PAIR
(31)	3'-0"	7'-0"	1 3/4"	H.M.					H.M.	B	1/A-3	1/A-3		1	
W1	3'-4"	7'-2"		H.M.					H.M.	C	1/A-3	1/A-3	5/A-3		GLASS - 1/2 TEMPERED
W2															EXISTING FRAME - NEW 1/2" TEMPERED GL.

DOOR, GATE & WINDOW SCHEDULE

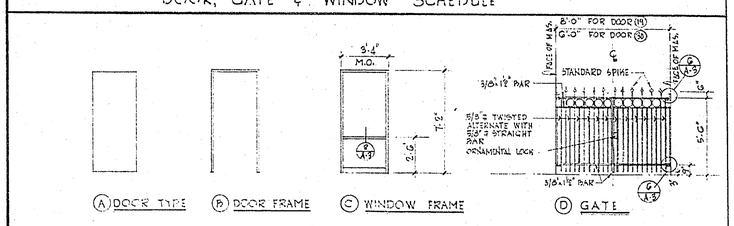

DOOR & WINDOW TYPES — SCALE: 1/4" = 1'-0"

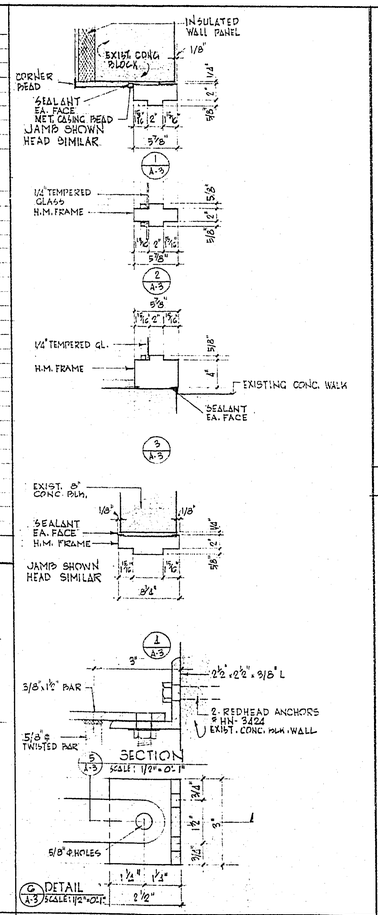

DOOR, GATE AND WINDOW DETAILS — SCALE: 1/2" = 1'-0" UNLESS NOTED

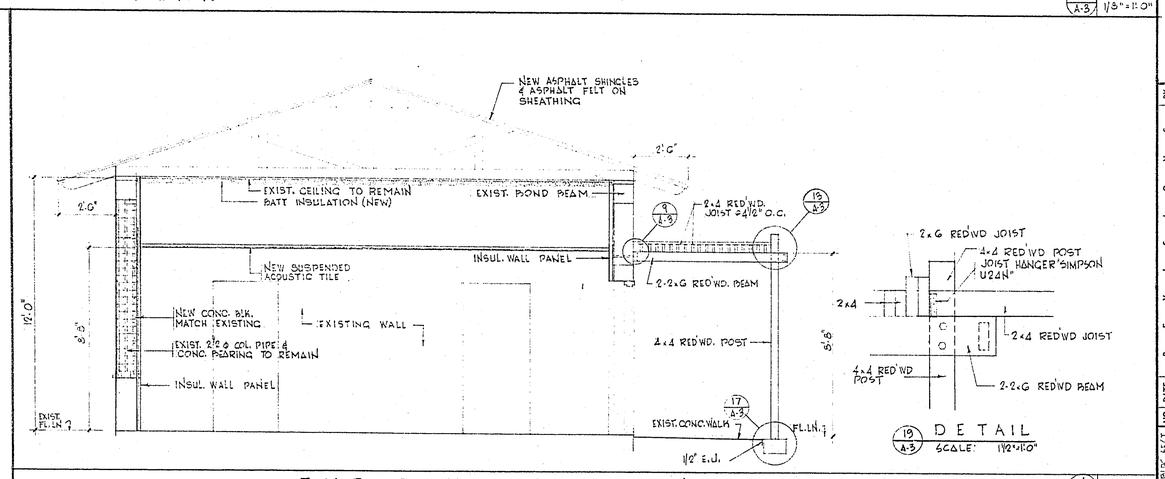

TYPICAL SECTION (A/A-3) SCALE: 3/8" = 1'-0"

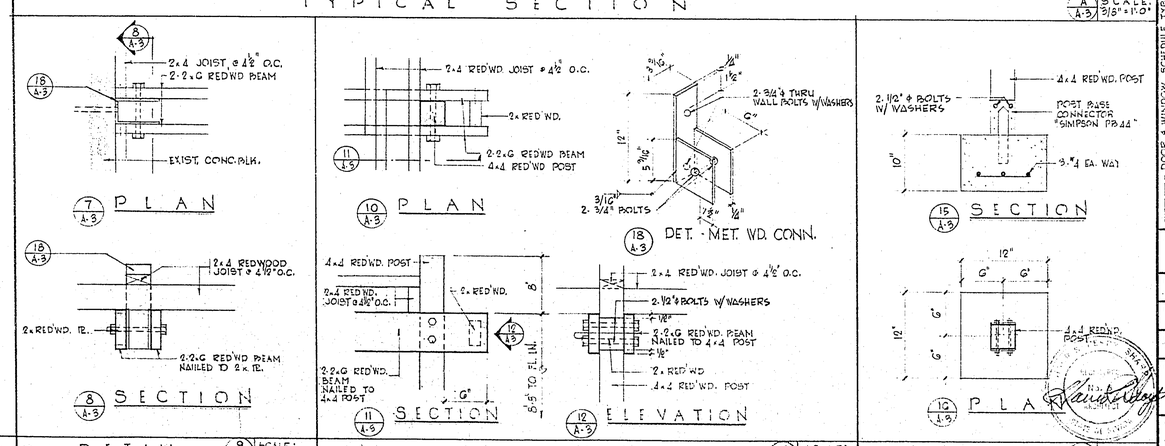

DETAIL (8/A-3) SCALE: 1/2" = 1'-0" — DETAIL (9/A-3) SCALE: 1/2" = 1'-0" — DETAIL (11/A-3) SCALE: 1/2" = 1'-0" — DETAIL (12/A-3) SCALE: 1/2" = 1'-0" — DETAIL (15/A-3) SCALE: 1/2" = 1'-0" — DETAIL (16/A-3) SCALE: 1/2" = 1'-0"

ALL IDEAS, DESIGN, ARRANGEMENTS AND PLANS INDICATED OR REPRESENTED BY THIS DRAWING, ARE THE PROPERTY OF WALTER F. ZICK & HARRIS P. SHARP ARCHITECTS - ENGINEERS, INC. AND WERE CREATED, EVOLVED AND DEVELOPED FOR USE ON AND IN CONNECTION WITH THE SPECIFIED PROJECT. NONE OF SUCH IDEAS, DESIGNS, ARRANGEMENTS OR PLANS SHALL BE USED BY OR DISCLOSED TO ANY PERSON OR ENTITY FOR ANY PURPOSE OR PURPOSES WHATSOEVER WITHOUT THE WRITTEN PERMISSION OF WALTER F. ZICK & HARRIS P. SHARP ARCHITECTS - ENGINEERS, INC.

MEMBERS OF THE A. I. A.
GERALD R. STREHLOW
Associate Architect

FROM THE OFFICE OF:
WALTER F. ZICK & HARRIS P. SHARP
ARCHITECTS - ENGINEERS, INC.
LAS VEGAS, NEVADA

NO.	DATE	REVISIONS	BY

VERIFY ALL DIMENSIONS AND CONDITIONS AT THE SITE

SHEET TITLE: DOOR & WINDOW SCHEDULE, TYP. BLDG. SECT. CEILING PLAN & WALKWAY COVER DETS
JOB TITLE: WEST SIDE GRADE SCHOOL EXPANSION, LAS VEGAS, NEVADA
JOB NUMBER: 570-2
DATE: JAN. 19, 1977
DRAWN BY: RR
CHECKED: EMB & GRS
SHEET NUMBER: A-3
OF: 3

513-53E