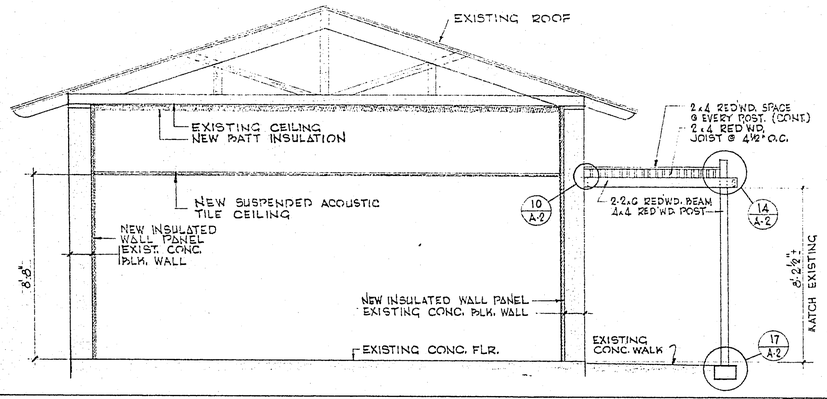

SECTION (A A-2) SCALE: 3/8" = 1'-0"

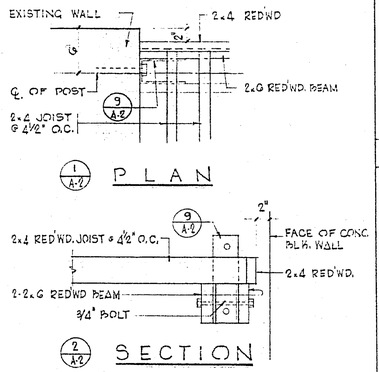

DETAIL (3 A-2) SCALE: 1½" = 1'-0"

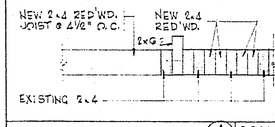

DETAIL (4 A-2) SCALE: 1½" = 1'-0"

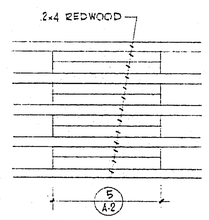

DETAIL SCALE: 1½" = 1'-0"

DOOR NO.	SIZE W	SIZE H	SIZE T	MAT.	TYPE	FRAME MAT.	FRAME TYPE	DETAILS JAMB	DETAILS HEAD	DETAILS SILL	SET NO.	REMARKS
(1)	3'-0"	7'-0"	1¾	PLAM	A	H.M.	B	G/A-2	G/A-2	–		
(2)	2'-6	6'-6	1¾	PLAM	A	–	–	–	–	–		EXIST. FRAME-REPLACE DAMAGE WD.MOLDING, MATCH EXIST.
(3)	2'-6	6'-6"	1¾	PLAM	A	–	–	–	–	–		EXISTING FRAME
(4)	2'-6	6'-6"	1¾	PLAM	A	–	–	–	–	–		EXISTING FRAME
(5)	3'-0"	6'-8"	1¾	PLAM	A	H.M	B	G/A-2	G/A-2	–		VERIFY EXIST. MASONRY OP'NG
(6)	2'-6"	6'-6"	1¾	PLAM	A	–	–	–	–	–		NEW FRAME - MATCH EXISTING
(7)	2'-6"	6'-6"	1¾	PLAM	A	–	–	–	–	–		EXISTING FRAME
												NOTE:
												(1) VERIFY DOOR SIZES WITH THE EXIST. OPENING
												(2)

DOOR SCHEDULE

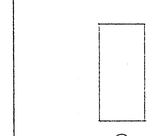

DOOR TYPE



FRAME TYPE

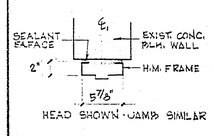

JAMB SECT. (9 A-2) SCALE: 1½" = 1'-0"

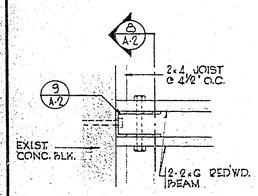

PLAN (7 A-2)

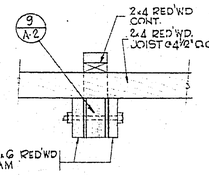

SECTION (8 A-2)

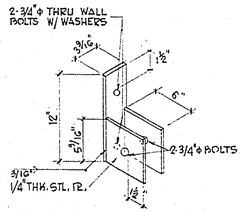

DET. WD. CONN. (9 A-2)

DETAIL (10 A-2) SCALE: 1½" = 1'-0"

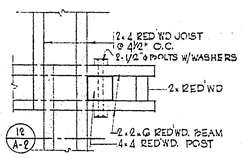

PLAN (11 A-2)

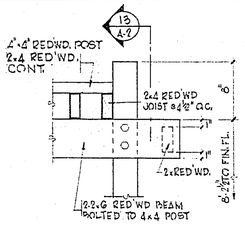

SECTION (12 A-2)

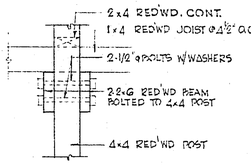

SECTION (13 A-2)

DETAIL (14 A-2) SCALE: 1½" = 1'-0"

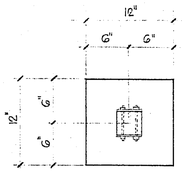

PLAN (15 A-2)

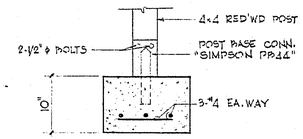

SECTION (16 A-2)

DETAIL (17 A-2) SCALE: 1½" = 1'-0"

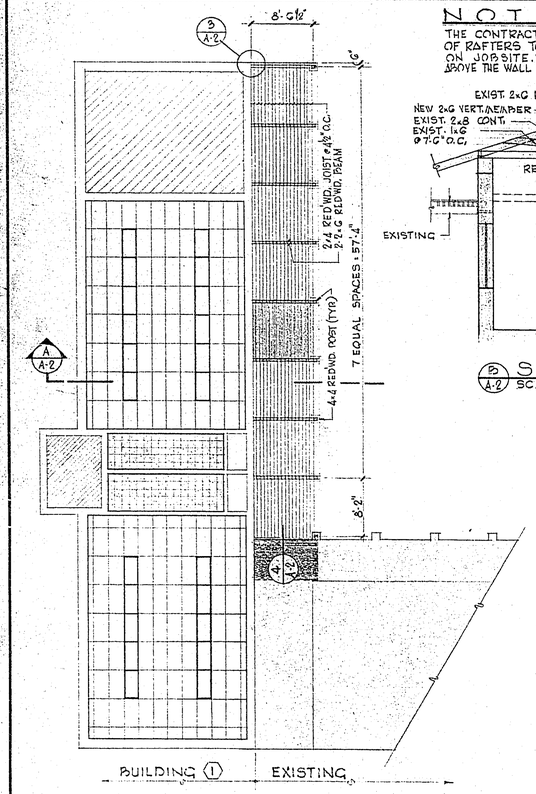

NOTE:
THE CONTRACTOR SHALL VERIFY THE NUMBER OF RAFTERS TO BE CONVERTED IN TO TRUSSES ON JOB SITE. THE AREA COVERED IS THE ROOF ABOVE THE WALL TO BE REMOVE IN OFFICE 118

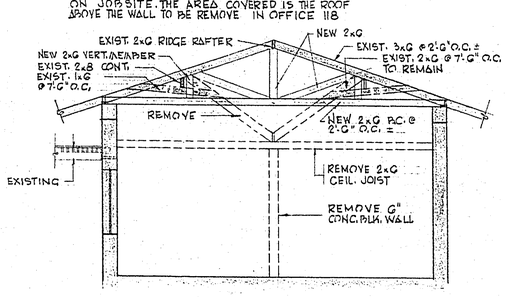

SECTION (B A-2) SCALE: 1/4" = 1'-0"

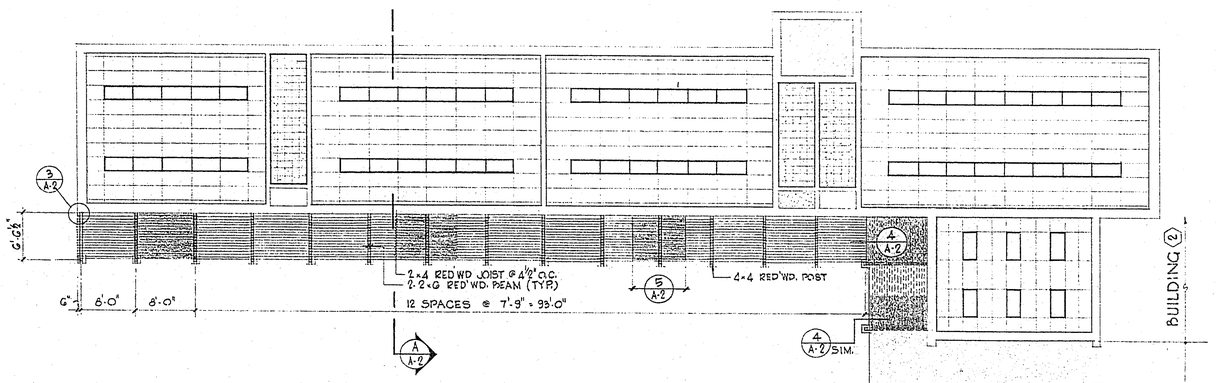



CEILING TYPE

REFLECTED CIELING PLAN (18 A-2) SCALE: 1/8" = 1'-0"

REGISTERED ARCHITECT GERALD R. STREHLOW 717 STATE OF NEVADA

3/74 DIETERICH-POST CLEARPRINT 1020

ALL IDEAS, DESIGN, ARRANGEMENTS AND PLANS, INDICATED OR REPRESENTED BY THIS DOCUMENT, ARE THE PROPERTY OF WALTER F. ZICK & HARRIS P. SHARP, ARCHITECTS - ENGINEERS, INC. AND WERE CREATED, EVOLVED AND DEVELOPED, FOR USE ON AND IN CONNECTION WITH THE SPECIFIED PROJECT. NONE OF SUCH IDEAS, DESIGNS, ARRANGEMENTS OR PLANS SHALL BE USED BY OR DISCLOSED TO ANY PERSON, FIRM OR CORPORATION FOR ANY PURPOSE WHATSOEVER WITHOUT THE WRITTEN PERMISSION OF WALTER F. ZICK & HARRIS P. SHARP, ARCHITECTS - ENGINEERS, INC.

MEMBERS OF THE A. I. A.

GERALD R. STREHLOW
Associate Architect

FROM THE OFFICE OF:
WALTER F. ZICK & HARRIS P. SHARP
ARCHITECTS - ENGINEERS, INC.
LAS VEGAS, NEVADA

NO.	DATE	REVISIONS	BY

VERIFY ALL DIMENSIONS AND CONDITIONS AT THE SITE

SHEET TITLE: REFLECTED CEIL. PLAN, BLDG. SECTION, WALKWAY WAY COVER DETS & DOOR SCHEDULE
JOB TITLE: PHASE 2 WEST SIDE GRADE SCHOOL RENOVATION FOR ECONOMIC OPPORTUNITY BOARD LAS VEGAS, NEVADA

JOB NUMBER 377-1
DATE 5-24-77
DRAWN BY RR
CHECKED GRS
SHEET NUMBER A-2
OF 2

5353

5/3-53 E.