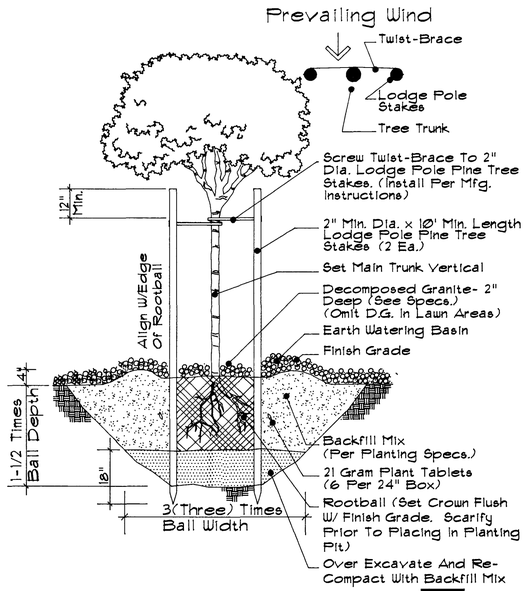

Tree Planting

(Tree-D&Deg) N.T.S.

Note: Untangle Matted Roots By Loosening All Roots At Edge Of Root-ball With Water From Hose. Do Not Crack Rootball.

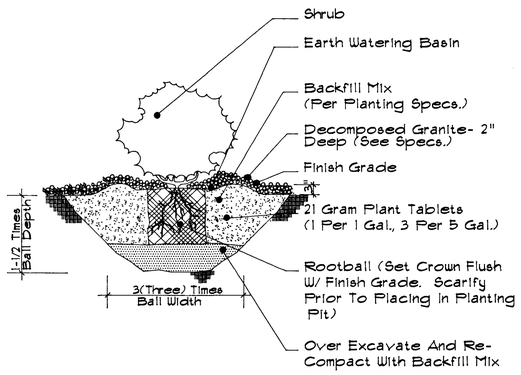

Shrub Planting

(Shrub-D&Deg) N.T.S.

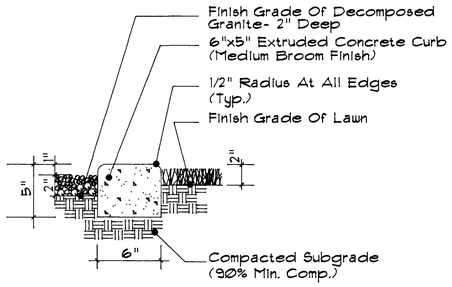

Decorative Concrete Curb

(Dconcurb.Deg) N.T.S.

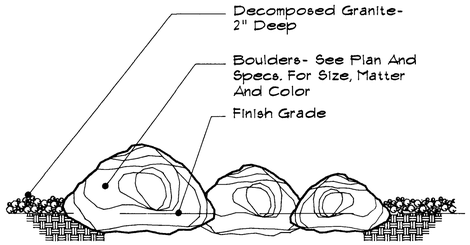

NOTE: Place Boulder Such That 1/4 Of The Mass Of Each Boulder Is Below Finish Grade. Orient For Best Appearance

Boulder

(Bldr-D&Deg) N.T.S.



NOTE: Compact Subgrade To 80% And Apply A Preemergent Herbicide To The Soil Before Placing Granite At Required Depth. Rake Granite Smooth, Wet To Entire Depth, Roll With A 150lb Sod Roller, Then Lightly Scarify Surface. Apply A Second Application Of Preemergent Herbicide To The Finished Granite Surface. Keep Top Of Granite 1" Below Adjacent Walks, Curbs, Or Other Hard Surfaces.

Decomposed Granite

(DGMulchDeg) N.T.S.

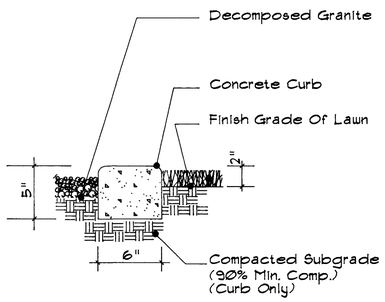

NOTE: Lay Sod Evenly Keeping Joints Tight And Staggering Each Slab.

Sod

(SodDeg) N.T.S.

GENERAL NOTES:

1) Contractor is responsible for all permits, coordination, scheduling and utility verification.

2) Contractor shall verify all site conditions and report any and all discrepancy to the Owner's representative prior to performing construction in that area.

3) Contractor shall verify locations of existing underground utilities prior to start of construction.

4) Contractor shall limit work areas to that shown on the drawings.

5) Layout of all plant material and planting areas shall be approved by the Landscape Architect prior to installation. Coordinate these areas with the irrigation layout.

6) Plant quantities, cubic yardage of decomposed granite are for convenience only. Please verify.

7) See above details and specifications for planting procedures.

8) Contractor shall excavate and remove all caliche encountered during planting operations. Excavate to the required depth as shown on the drawings. Remove and properly dispose of excavated caliche from site.

DATE	REVISIONS

SCALE (H) N.T.S. | SCALE (V) | W.A. •
FLD. BK. • | DATE AUGUST 1996 | DESIGN BY CML

ARCHITECTURAL SERVICES
CLAIR M. LEWIS, RLA, ASLA

CITY OF LAS VEGAS NEVADA

DEPT. OF NEIGHBORHOOD SERVICES

PROJECT: BEL AIRE APARTMENTS

SHEET: LANDSCAPE DETAILS

REGISTERED LANDSCAPE ARCHITECT CLAIR M. LEWIS 9444 STATE OF NEVADA

DRAWING NO. 107-V2570 | 5/8

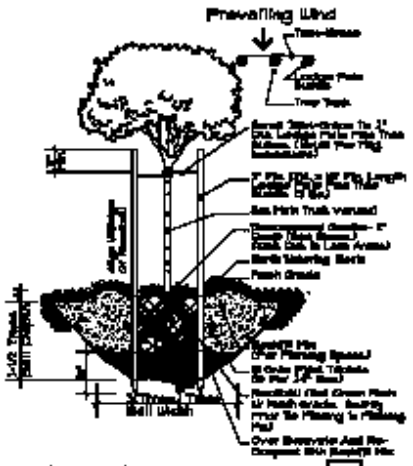

Tree Planting

N.T.A.

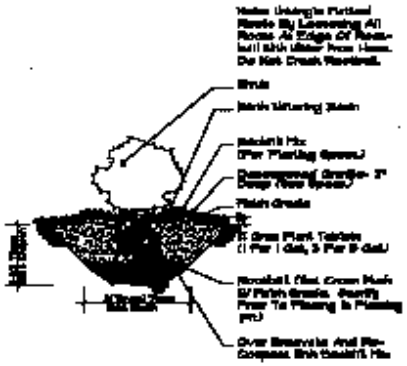

Shrub Planting

N.T.A.

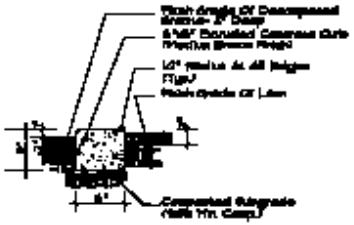

Decorative Concrete Curb

N.T.A.

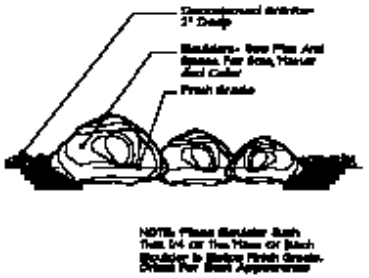

Boulder

N.T.A.



Decomposed Granite

N.T.A.

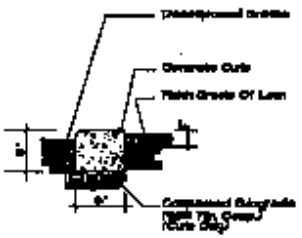

Sod

N.T.A.

GENERAL NOTES:

1) Contractor is responsible for all permits, coordination, scheduling and utility verification.

2) Contractor shall verify all site conditions and report any and all discrepancy to the Owner's representative prior to performing construction in that area.

3) Contractor shall verify locations of existing underground utilities prior to start of construction.

4) Contractor shall limit work areas to that shown on the drawings.

5) Layout of all plant material and planting areas shall be approved by the Landscape Architect prior to installation. Coordinate these areas with the irrigation layout.

6) Plant quantities, extra coverage of decomposed granite are for convenience only. Please verify.

7) See sheet details and specifications for planting procedures.

8) Contractor shall excavate and remove all cattails encountered during planting operations. Excavate to the required depth as shown on the drawings. Remove and properly dispose of excavated cattails from site.

ARCHITECTURAL SERVICES
CLARK H. LEWIS, FAIA, AIA

DEPT. OF NEIGHBORHOOD SERVICES

BEL AIRE APARTMENTS

LANDSCAPE DETAILS

177-VLMW