* DIMENSION MAY VARY IN ORDER THAT TOP OF CHANNEL CORRESPONDS WITH TOP OF ADJACENT CURB OR SIDEWALK

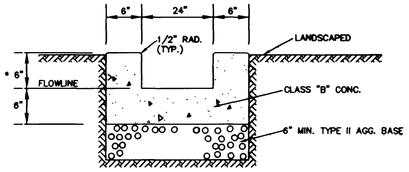

NOTES:

1. EXPANSION JOINTS REQUIRED AT ALL LOCATIONS WHERE CHANNEL MEETS CURB.
2. WEAKENED PLANE JOINTS REQUIRED AT 10' MAX. SPACING.

2' CONCRETE CHANNEL DETAIL (B)

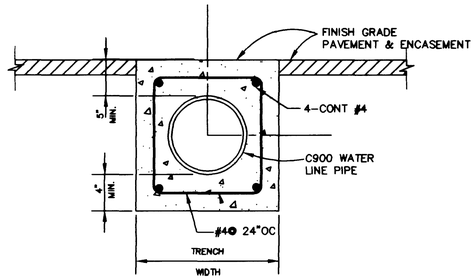

NOTE :
WEAKENED PLANE JOINTS REQUIRED AT 10' MAX. SPACING.

TYPICAL STORM DRAIN SECTION CONCRETE ENCASEMENT (C)

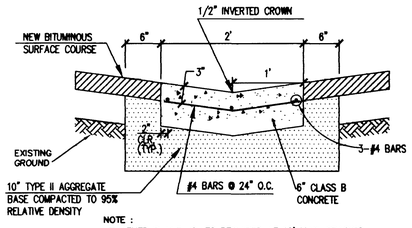

NOTE :
WEAKENED PLANE JOINTS REQUIRED AT 10' MAX. SPACING.

2' VALLEY GUTTER (A)

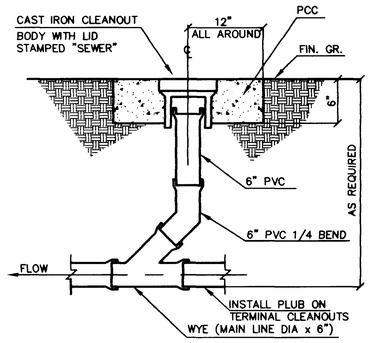

6" SEWER CLEANOUT DETAIL (E)

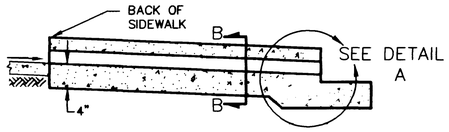

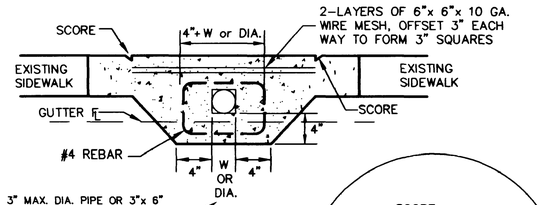

3" MAX. DIA. PIPE OR 3"x 6" MAX. STRUCTURAL TUBING (3/8" MIN. WALL THICKNESS) SEE NOTE 4 BELOW.

SECTION B-B
TRANSVERSE TO DRAIN
NO SCALE

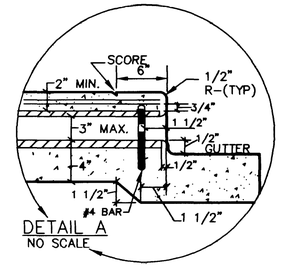

DETAIL A
NO SCALE

GENERAL NOTES:

1. IF MULTIPLE CONDUITS ARE USED SPACE 4" CLEAR BETWEEN EACH CONDUIT.
2. MAXIMUM RECTANGULAR CONDUIT SHALL BE 3"x 6".
3. CONCRETE SHALL BE CL. 2500.
4. CONDUIT SHALL BE STEEL, VCP, PVC, ACP, OR AS APPROVED BY THE ENGINEER.
5. CONCRETE CONSTRUCTION SHALL CONFORM TO CLARK COUNTY AREA STANDARDS.

NDOT "CONCORD" SIDEWALK UNDERDRAIN (D)

N.T.S.

REV	DATE	BY	REVISION

ST. VINCENT'S HELP.
808 SOUTH MAIN STREET
LAS VEGAS, NEVADA 89101
(702) 385-2662

MARTIN & MARTIN
1909 SOUTH JONES BLVD. SUITE B
LAS VEGAS, NEVADA 89102
PHONE (702) 248-8000 FAX (702) 248-8070

SHEET: DETAILS

TITLE: SAINT VINCENT'S H.E.L.P. ONE & TWO HOUSING UNITS

DRAWN BY: E. VIRREY 1/09/98
DESIGNED BY: E. VIRREY 1/09/98
CHECKED BY: K. ANDERSON 1/09/98
PROJECT NO. 1808.01
SCALE: 1" = 1

SEAL: REGISTERED PROFESSIONAL ENGINEER STATE OF NEVADA KIRK S. ANDERSON CIVIL No. 9214
5-28-98

SHEET D1
8 OF 8 SHEETS

C.L.V. DRAWING NO. 107-V2848

DETSHT.dwg 5-28-98 2:13:48 pm

H:\CAD\1609\HOUSING\DETSHT.dwg Thu May 28 14:14:23 1998 ELIAS VIRREY

9356

2' CONCRETE CHANNEL DETAIL (B)

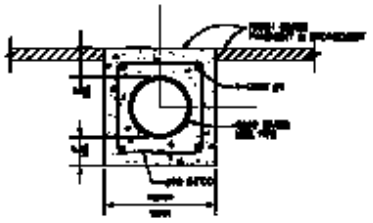

TYPICAL STORM DRAIN SECTION CONCRETE ENCASEMENT (C)

2' VALLEY GUTTER (A)

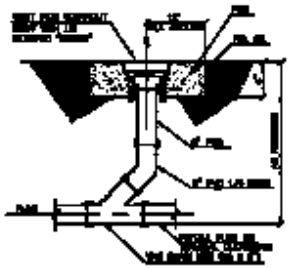

4" SEWER CLEANOUT DETAIL (E)

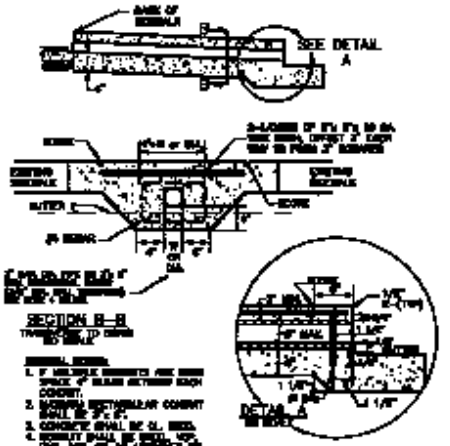

NDOT "CONCORD" SIDEWALK UNDERDRAIN (D)
N.T.S.

MARTIN & MARTIN

DETAILS

NATIVE VENTURES S.N.S.P.
ONE & TWO ZONING CHECK