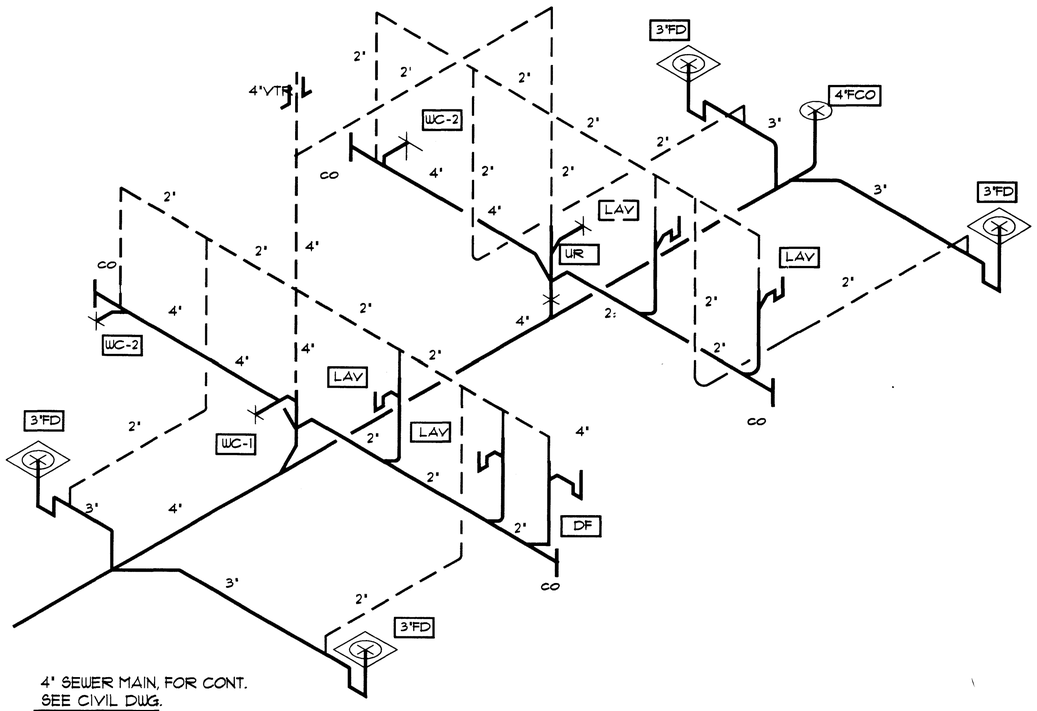

NOTE: TRAP PRIMER SHALL BE INSTALLED FOR EACH FLOOR DRAIN SHOWN ON SOIL, WASTE, & VENT ISOMETRIC PIPING DIAGRAM.

SOIL, WASTE & VENT ISOMETRIC PIPING DIAGRAM

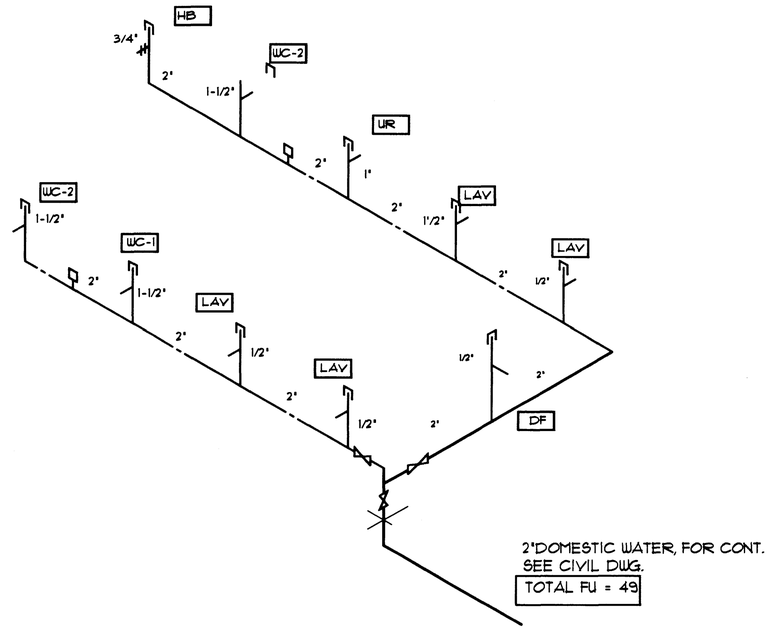

COLD WATER ISOMETRIC PIPING DIAGRAM

PLUMBING FIXTURES SCHEDULE

ABBR	FIXTURES	QTY	DOMESTIC WATER				SEWER				REMARKS & SPECIFICATION
			CW	HW	FU	TOTAL FU	W OR S	V	FU	TOTAL FU	
LAV-1	LAVATORY	2	1/2"	1/2"	2	4	2"	1-1/2"	1	2	WALL HUNG 16" LAVATORY BY ACORN DURA WARE #1953-1-DMS-GT-TT WITH AIRTROL PUSH BOTTON PNEUMATIC OPERATED VALVE HEAVY GA TYPE 304 STAINLESS STEEL CONSTRUCTION OR EQUAL.
LAV-2	LAVATORY (HANDICAPPED)	2	1/2"	1/2"	2	4	2"	1-1/2"	1	2	WALL HUNG 16" LAVATORY BY ACORN DURA WARE #1953-1-CGS-GE WITH AIRTROL PUSH BOTTON PNEUMATIC OPERATED VALVE HEAVY GA TYPE 304 STAINLESS STEEL CONSTRUCTION OR EQUAL.
WC-1	WATER CLOSET	1	1-1/4"		10	10	4"	2	6	6	WALL HUNG BLOWOUT JET TOILET BY ACORN DURA WARE #2100-W-1-CN-HS WITH MVC MODULAR VALVE CONTROLLER, PUSH BOTTON & HINGED SEAT HEAVY GA TYPE 304 STAINLESS STEEL CONSTRUCTION OR EQUAL.
WC-2	WATER CLOSET (HANDICAPPED)	2	1-1/4"		10	20	4"	2	6	12	WALL HUNG BLOWOUT JET TOILET BY ACORN DURA WARE #2100-W-1-CN-HS WITH MVC MODULAR VALVE CONTROLLER, PUSH BOTTON & HINGED SEAT HEAVY GA TYPE 304 STAINLESS STEEL CONSTRUCTION OR EQUAL.
UR	URINAL (HANDICAPPED)	1	1"		5	5	2"	1-1/2"	3	3	WALL HUNG STRADLE TYPE URINAL BY ACORN DURA WARE #2167-W-FV-2896 WITH MVC MODULAR VALVE CONTROLLER, PUSH BOTTON HEAVY GA TYPE 304 STAINLESS STEEL CONSTRUCTION OR EQUAL.
FD	FLOOR DRAIN	4	1/2"				3	2"	2	10	FLOOR DRAINS WITH ADJUSTABLE STRAINER HEAD BY A.O. SMITH 20052 OR EQUAL VANDAL PROOF SCREWS, P-TRAP AND TRAP PRIMER AS NOTED IN THE DWG.
DF	DRINKING FOUNTAIN	1	1/2"		1	1	2	1-1/2"	1	1	WALL HUNG HANDICAPPED DRINKING FOUNTAIN BY MDF MODEL #450
HB	HOSE BIBB	1	3/4"		5	5					HOSE BIBB WITH INTERGRAL VACUUM BREAKER BY A.O. SMITH 5609QT OR EQUAL
RD	DELETED										
	TOTAL FU					49				38	

PLUMBING SYMBOL LIST

CW	COLD WATER LINE
V	VENT LINE
W	WASTE LINE
S	SEWER LINE
HB	HOSE BIBB
GV	GATE VALVE
WHA	WATER HAMMER ARRESTOR
FD	FLOOR DRAIN
CO	CLEANOUT
FCO	FLOOR CLEANOUT
WCO	WALL CLEANOUT
VTR	VENT THRU ROOF
DN	SLOPE PIPE DN.
FU	FIXTURE UNIT
IE	INVERT ELEVATION
TP	TRAP PRIMER
WH	WALL HYDRANT
SOV	SHUT-OFF VALVE

DATE:
REVISIONS:
DRAWN BY: H.L.
DESIGNED BY: A.C.
PLOT SCALE: 1/4"=1'-0" W.A. #
FLD. BK. DATE: 1/97

ARCHITECTURAL SERVICES

CITY OF LAS VEGAS NEVADA

DEPARTMENT OF PUBLIC WORKS

PROJECT: Torrey Pines Park & Ball Field

SHEET TITLE: BALL FIELD - SYMBOLS, NOTES SCHEDULES

SHEET NO. P-1

DRAWING NO. 650.41

80/83

16131

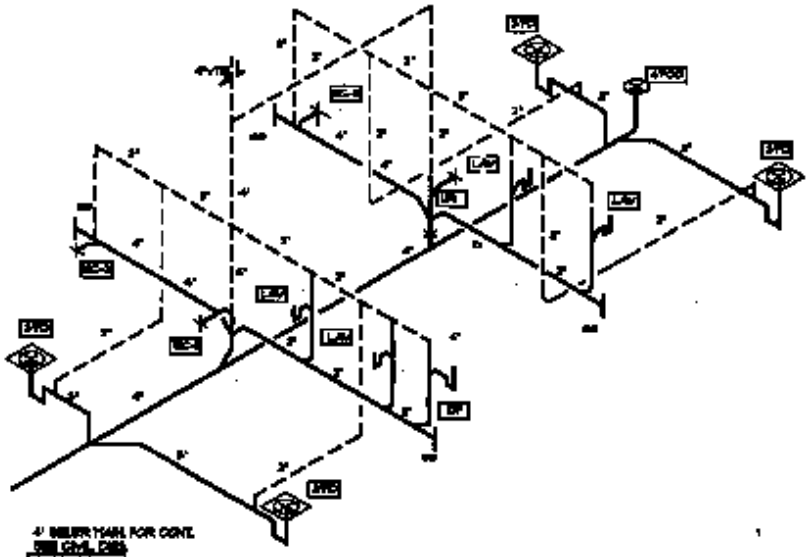

SOIL, WASTE & VENT ISOMETRIC PIPING DIAGRAM

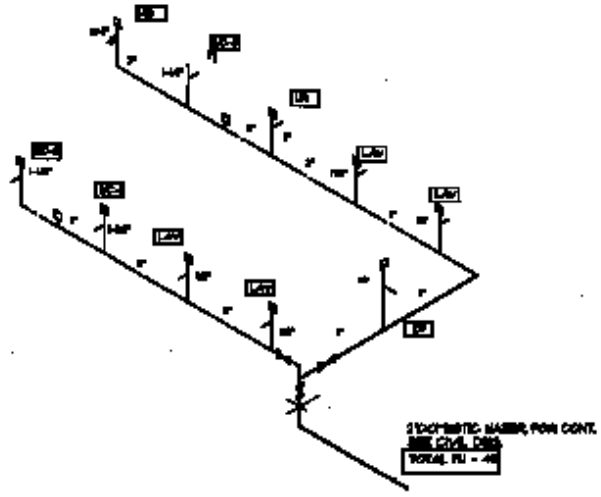

COLD WATER ISOMETRIC PIPING DIAGRAM

PLUMBING FIXTURES SCHEDULE