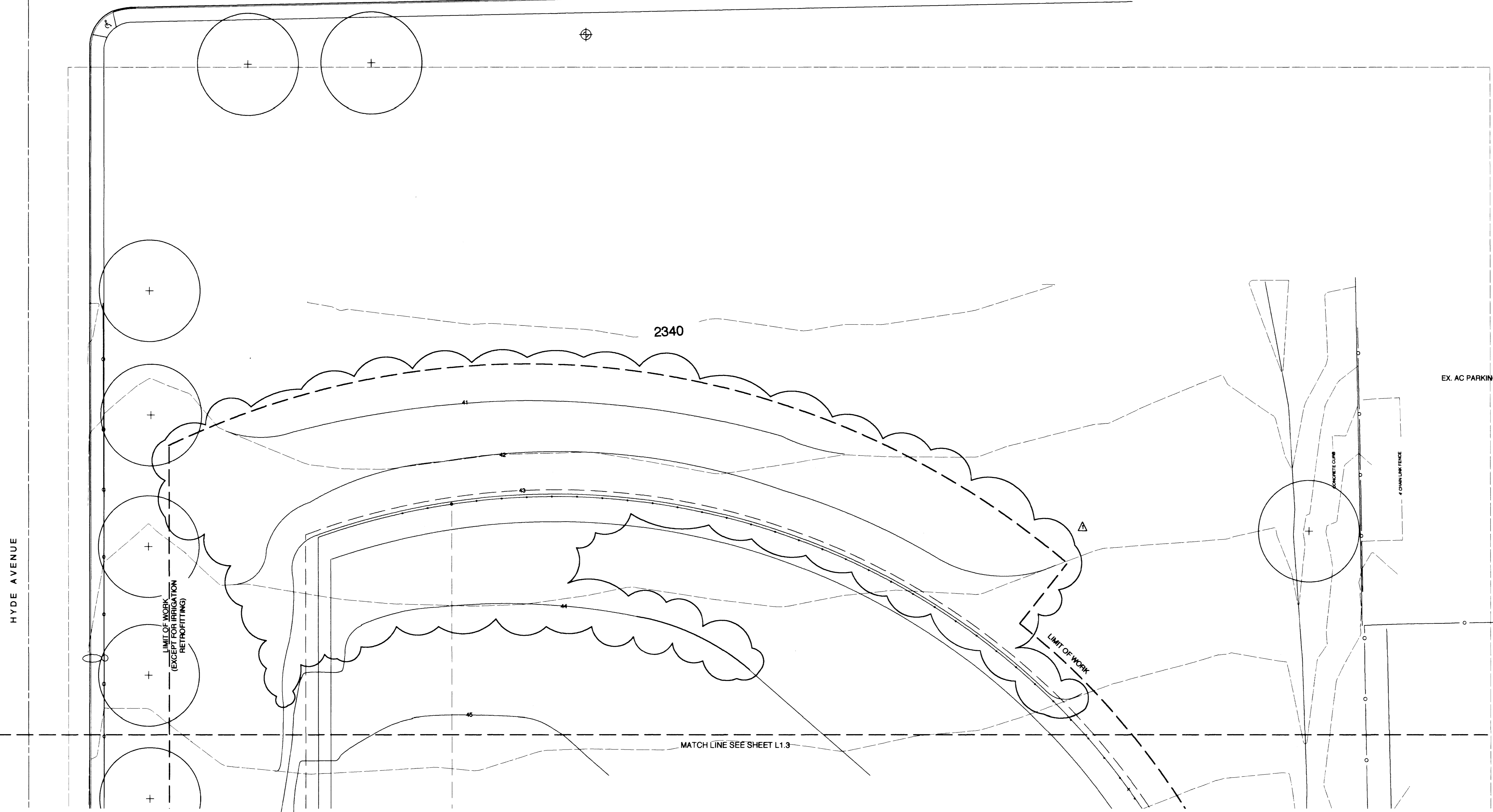


TORREY PINES



HYDE AVENUE

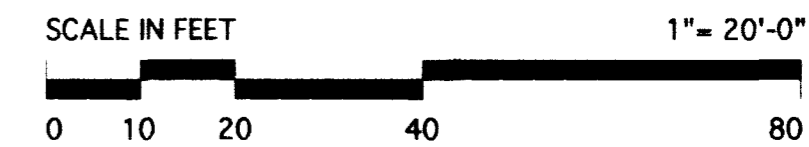
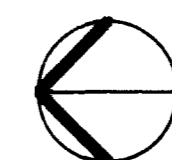
2340

EX. AC PARKING

LIMIT OF WORK
(EXCEPT FOR IRRIGATION
RETROFITTING)


LIMIT OF WORK

MATCH LINE SEE SHEET L1.3



DATE	REVISIONS
04/08	REV OUTFIELD FENCE, GRADING, HOWARD & LUMLEY, INC.

SCALE (H)	SCALE (V)	W.A. #
F.L.D. BK. #	DATE JULY, 1987	DESIGN BY



DEPARTMENT OF PARKS & LEISURE ACTIVITIES

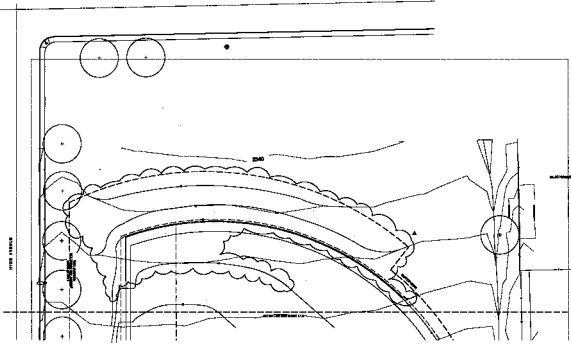
PROJECT: TORREY PINES PARK & BALL FIELD

SHEET: BALLFIELD LANDSCAPE GRADING

DRAWING NO.	14
L1.4	83
650.41	

GLANVILLE ASSOCIATES
 LANDSCAPE ARCHITECTURE
 2911 W. MOULTON AVENUE
 SAN ANTONIO, TEXAS 78201
 PH. 415-653-6006

TORREY PINES



HYDR SERVICE



SCALE
1" = 20'

1/4" = 1' 0"

DEPARTMENT OF PARKS & LEISURE ACTIVITIES

BALLFIELD
LANDSCAPE DESIGN

TORREY PINES PARK
& BALL FIELD



LANDSCAPE ARCHITECT
1000 W. 10TH AVENUE
DENVER, CO 80202

DATE: 10/1/80

BY: J. L. W.

NO. 1000

PROJECT

DATE

NO.