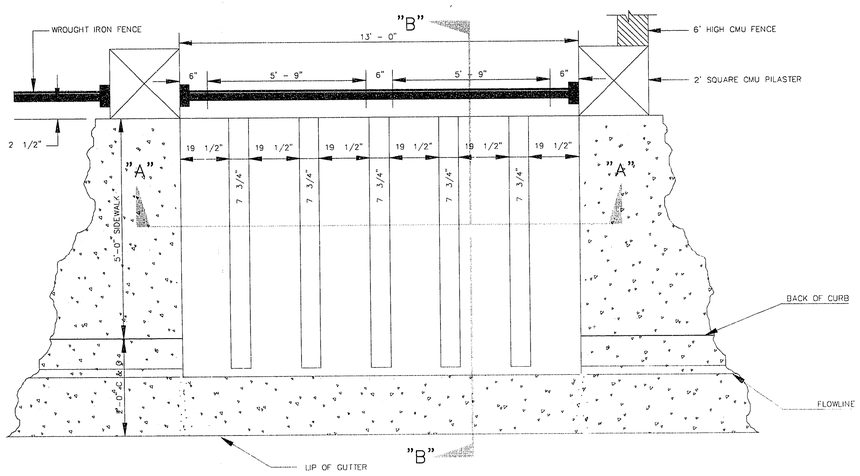

PLAN VIEW

NOT TO SCALE

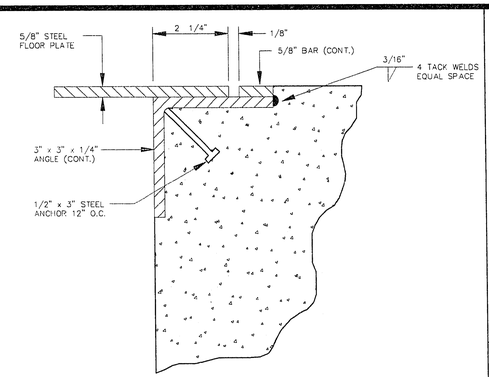

DETAIL "I"

STD. DWG. NO. 236

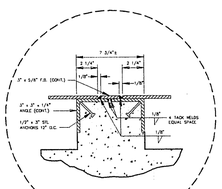

NOTES:

1. IF WIDTH OF PLATE IS GREATER THAN 24", A SPECIAL DESIGN IS REQUIRED
2. ALL EXPOSED METAL PARTS SHALL BE GALVANIZED AND ALL GALVANIZING DAMAGED BY FABRICATION OR INSTALLATION SHALL RECEIVE TWO COATS OF ALUMINUM PAINT (GALVONOX OR EQUAL)

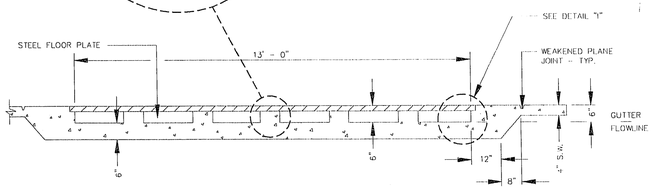

SECTION "B – B"

UNDERSIDEWALK DRAIN

(SERIES OF 6 STD. UNDERSIDEWALK DRAINS PER STD. DWG. NO. 236)

NOT TO SCALE

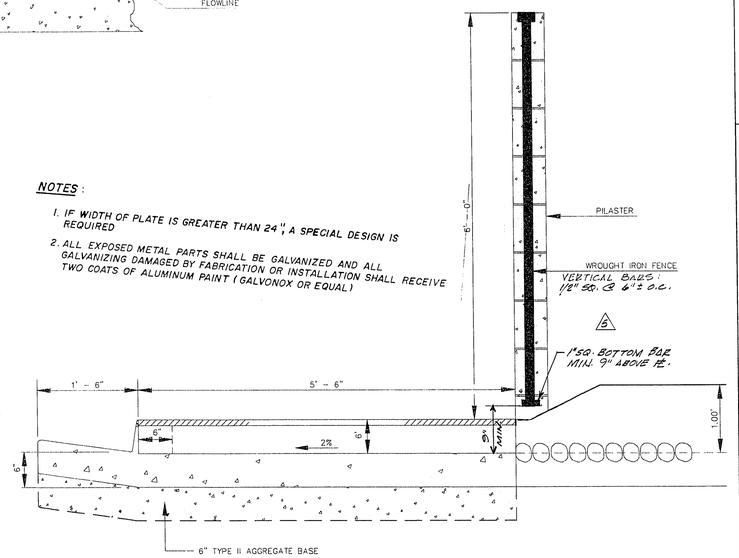

SECTION "C – C"

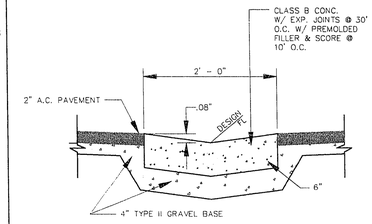

2' CONC. VALLEY GUTTER (2)

NOT TO SCALE

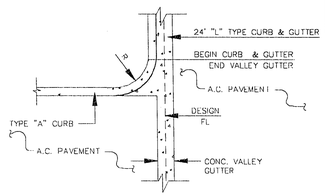

INTERSECTION OF VALLEY GUTTER & CURB

NOT TO SCALE

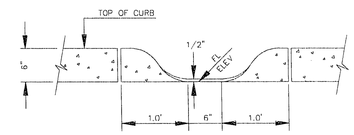

CURB OPENING @ DRAINAGE SWALE (5)

NOT TO SCALE

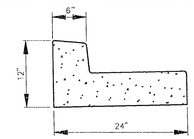

"L" CURB (7)

NOT TO SCALE

STD. DWG. NO. 216

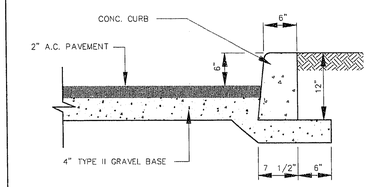

TYPE "A" CONCRETE CURB (8)

NOT TO SCALE

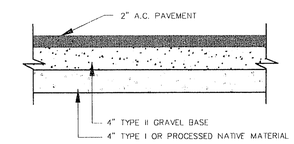

A.C. PAVEMENT SECTION (14)

NOT TO SCALE

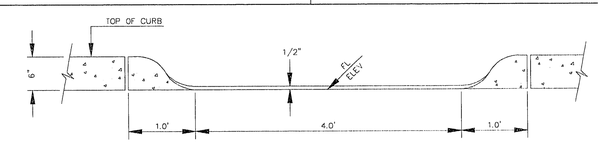

CURB OPENING @ HANDICAP RAMP (12)

NOT TO SCALE

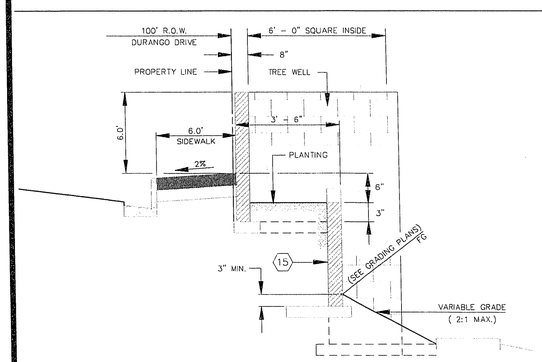

SECTION A/7

NOT TO SCALE

(STRUCTURAL DESIGN BY OTHERS)

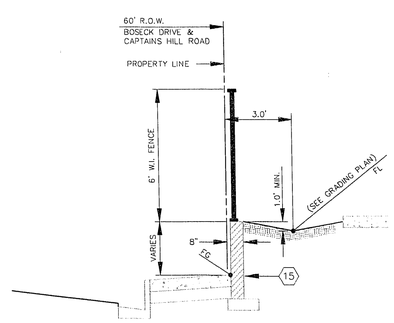

SECTION B/7

NOT TO SCALE

(STRUCTURAL DESIGN BY OTHERS)

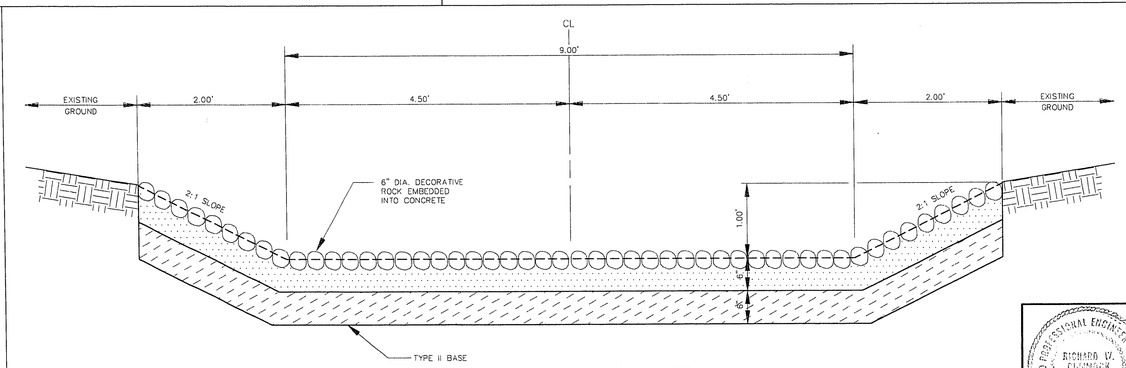

FLUME DETAIL C/7

NOT TO SCALE

REGISTERED PROFESSIONAL ENGINEER STATE OF NEVADA RICHARD W. CLUNGNICK 5-19-92 NO. 5447

3-19-92

REV. NO.	REVISIONS	DRAWN BY	REVIEWED BY	DATE
1	MODIFIED WROUGHT IRON FENCE SHOWN ON SECTION "B-B"	EWC	EWC 11/14/91	11/14/91

SCALE (H) SHOWN

SCALE (V)

DRAWN BY V.C. SCOTT

SEC. 33 , T. 20 S.,R. 60 E.

ALCA
ENGINEERING & SURVEYING, INC.
820 S. VALLEY VIEW BOULEVARD
LAS VEGAS, NEVADA 89107-4411
(702) 878-3358 FAX: 878-1092

JOB TITLE

THE FAIRWAYS UNIT 1 DETAILS & SECTIONS

LAS VEGAS NEVADA

DWG NAME FW-DTL

DWG DATE 03-18-92

JOB NO. 9011-02-05

SHEET 7 OF 8

107Y-4212