NOTE:
THIS REINFORCED CONCRETE ARCH CULVERT AND HEADWALLS DESIGN AND STRUCTURAL CALCULATIONS SHALL BE SIGNED AND STAMPED BY A LICENSED PROFESSIONAL ENGINEER, REGISTERED IN THE STATE OF NEVADA, WHOSE SERVICES SHALL BE RETAINED BY THE CONTRACTOR.

APPROVAL OF THESE DESIGN DRAWINGS DOES NOT CONSTITUTE APPROVAL OF THIS ARCH CULVERT. DETAILS ARE PROVIDED HERE ONLY FOR GRADING AND HYDRAULIC RELATIONSHIP.

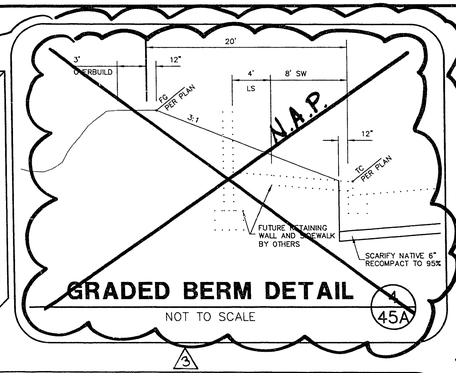

GRADED BERM DETAIL

NOT TO SCALE

4 / 45A

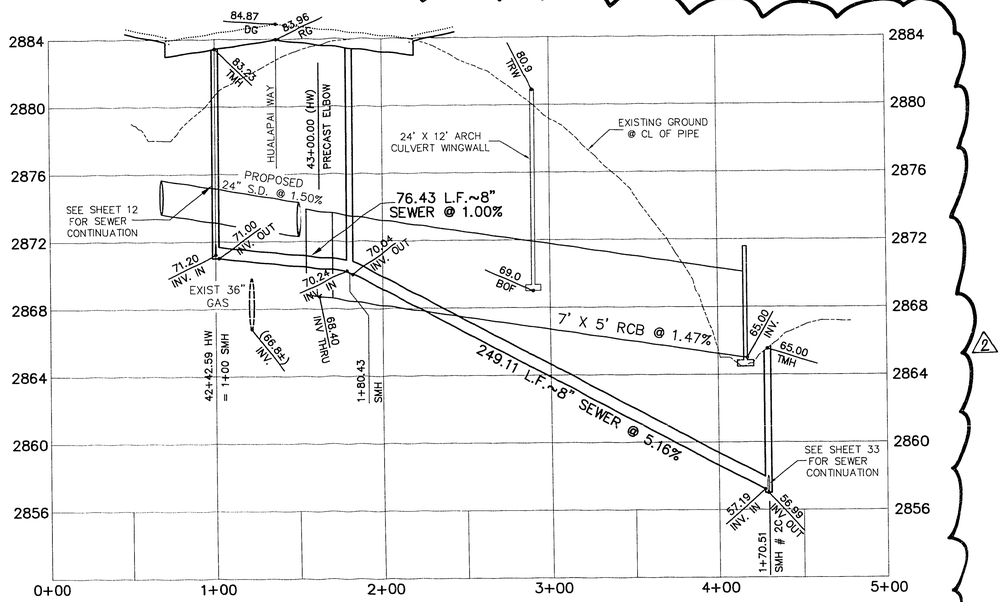

HUALAPAI WAY SEWER PROFILE

SCALE: HORIZ. 1" = 40'
VERT. 1" = 4'

5 / 45A

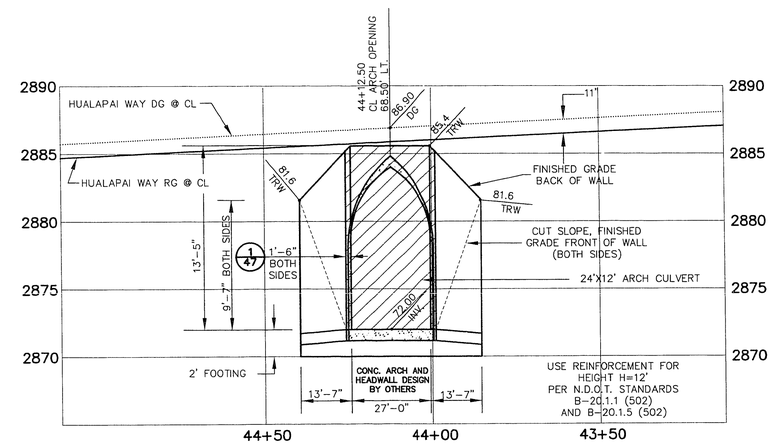

CART CROSSING NO. 2 @ HUALAPAI WAY HEADWALL ELEVATION - UPSTREAM

SCALE: HORIZ. 1" = 20'
VERT. 1" = 5'

2 / 45A

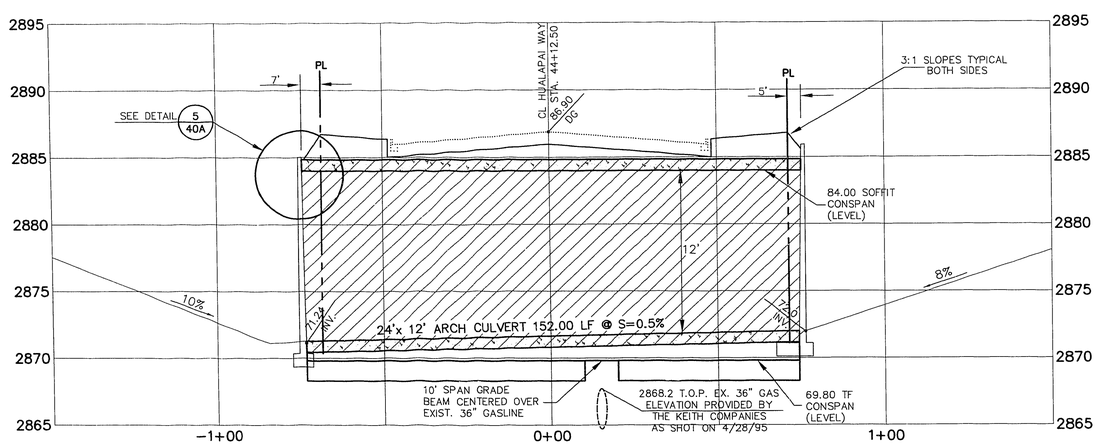

CART CROSSING NO. 2 @ HUALAPAI WAY STA. 44+12.50

SCALE: HORIZ. 1" = 20'
VERT. 1" = 5'

1 / 45A

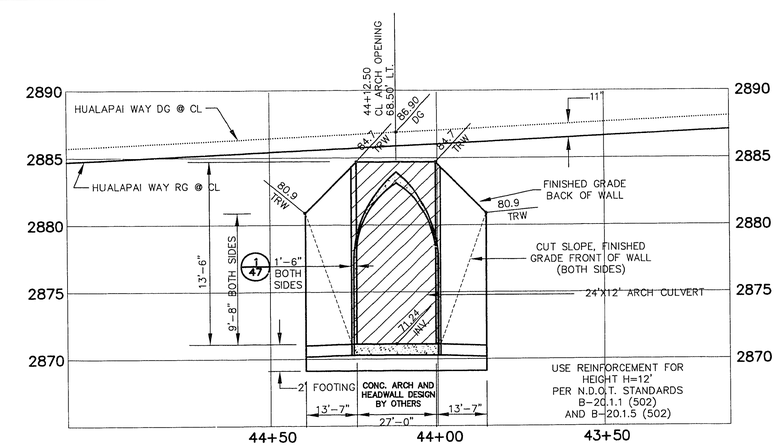

CART CROSSING NO. 2 @ HUALAPAI WAY HEADWALL ELEVATION - DOWNSTREAM

SCALE: HORIZ. 1" = 20'
VERT. 1" = 5'

3 / 45A

REV.	DATE	DESCRIPTION	APPROVAL
3	1/8/96	DELETE GRADED BERM DETAIL	2/21/96
2	11/09/95	ADD SEWER PROFILE	12/4/95
1	07/10/95	REV. TUNNEL PROFILE, ELEV'S	12/4/95

RECOMMENDED FOR APPROVAL: BERT A. HUGHES, CIVIL ENGINEER, No. 10259, STATE OF NEVADA, 11/09/95

G.C. WALLACE, INC.
Engineering/Architecture
1555 SOUTH RAINBOW BLVD/LAS VEGAS, NEVADA 89102

SUMMERLIN
DRAINAGE/GOLF CART CROSSINGS SCHEMATICS
CART CROSSING NO. 2
HUALAPAI WAY STA. 44+12.50
PROFILE & ELEVATIONS

SHEET 45A
SHT 45A OF 47

JOB NO. 62003.203

S.T.S. V3-RG45A.DWG, 11/09/95

24-5-161

107-V2355