12-13-60

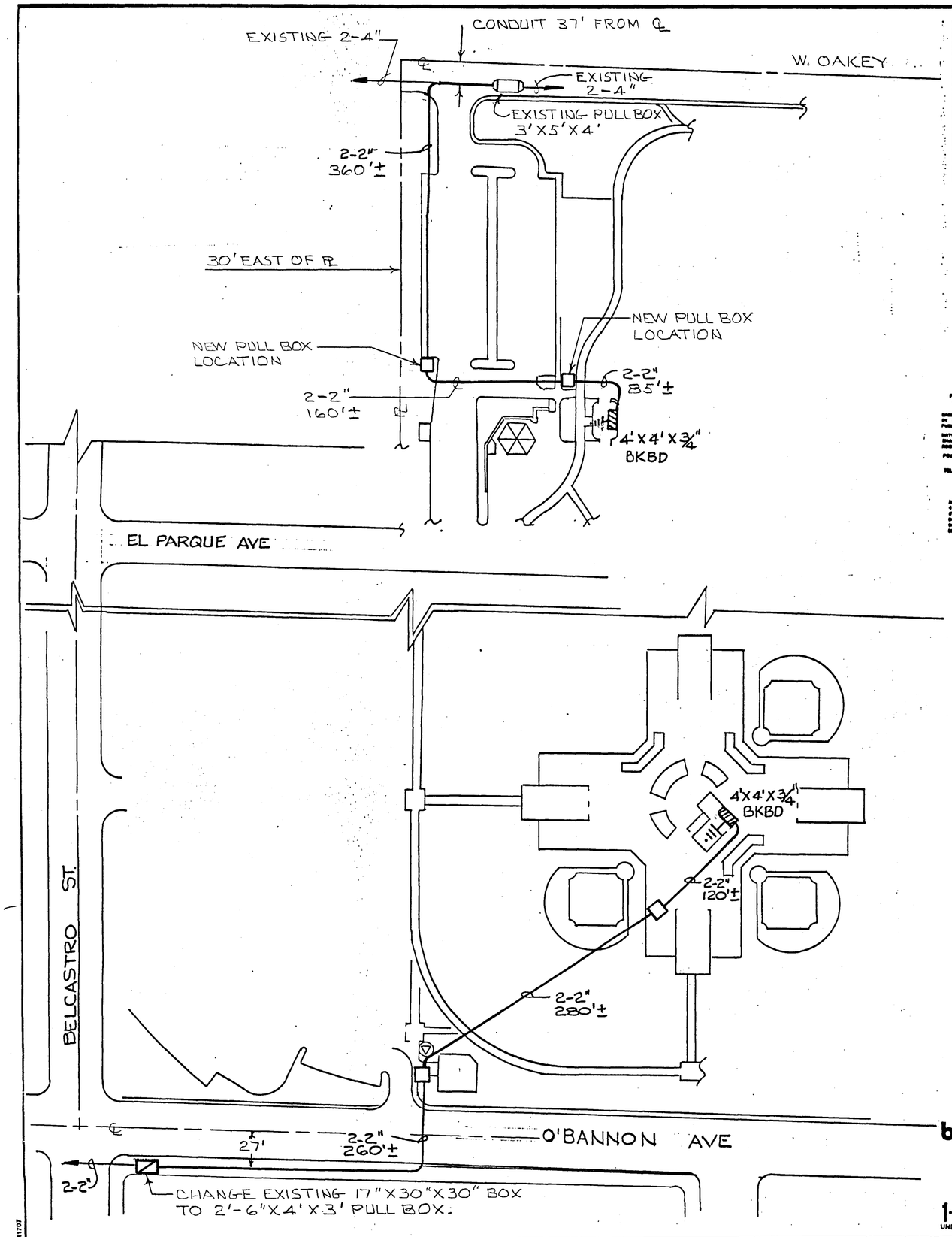

COMMERCIAL LEGEND

———	CONDUIT	PVC OR EQUIVALENT BURIED GRADE DB= 60 FOR 1 1/4", 2" + 3" DB 120 FOR 4" 90 SWEEPS - SCHEDULE 40 MIN.
▣	MANHOLE	PROPOSED MANHOLE
⬭	PULL BOX 3' X 5' X 4'	WITH H20 LOADING BOLT DOWN TRAFFIC COVER MARKED "TELCO" AND 4 - 1.8 HOLE CABLE RACKS (2 EACH SIDE)
⊠	PULL BOX 2' - 6" X 4' X 3'	WITH H20 LOADING BOLT DOWN TRAFFIC COVER MARKED "TELCO"
▭	PULL BOX 17" X 30" X 30"	WITH H20 LOADING BOLT DOWN TRAFFIC COVER MARKED "TELCO"
⊞	TERMINAL CABINET 12" X 12" X 4" (12 PAIR OR LESS)	SURFACE MOUNTED RAINTIGHT SCREW COVER
⊠	TERMINAL CABINET 18" X 24" X 4" (25 PAIR)	WITH A 3/4" PLYWOOD BACKBOARD
⊠	TERMINAL CABINET 24" X 24" X 4" (50 PAIR)	
▬▬	3/4" PLYWOOD BACKBOARD	TREATED WITH FIRE RETARDANT PAINT OR SEALER, BACKBOARDS SMALLER THAN 4' X 8' C.O. 2' X 2' X 4' X 3/4" SHOULD BE MOUNTED 48" ABOVE FLOOR.
←#6	#6 GA GROUND WIRE	RUN TO THE NGN (MULTI-GROUND NEUTRAL)

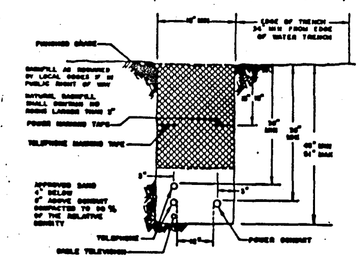

COMMERCIAL TRENCH DETAIL

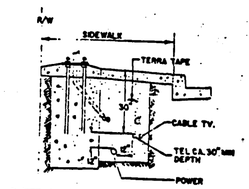

CITY TRENCH DETAIL

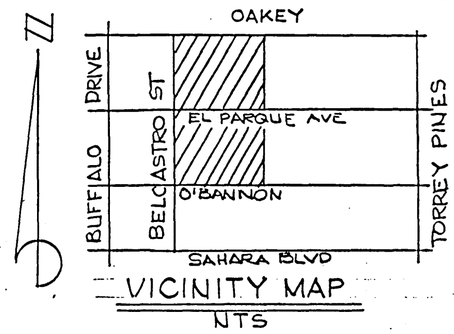

CONSTRUCTION NOTES FOR COMMERCIAL DEVELOPMENTS

1. ALL CONSTRUCTION SHALL CONFORM TO CENTRAL TELEPHONE COMPANY SPECIFICATIONS ISSUED JULY 1, 1988.
2. ALL CONDUIT TRENCHING, BACKFILLING AND SUBSTRUCTURES ARE TO BE PROVIDED BY THE DEVELOPER AND CONFORM WITH CENTEL STANDARDS, UNLESS OTHERWISE SPECIFIED.
3. TRENCHING AND TELEPHONE BOXES TO BE PLACED IN THE SIDEWALK AREA WHENEVER POSSIBLE. ALL TRENCHING WILL BE OF A MINIMUM DEPTH TO MAINTAIN A 30" COVER OVER ALL TELEPHONE FACILITIES AND 12" MINIMUM SEPARATION FROM FOREIGN UTILITIES. NEW AND EXISTING BOXES WILL BE ESTABLISHED TO FINISH GRADE.
4. ALL PULL BOXES (2 1/2" X 4" AND LARGER) AND MANHOLES ARE TO BE GROUNDED WITH A 3/8" X 1/16" TINNED SOFT COPPER BONDING RIBBON PLACED VERTICALLY AROUND THE BOTTOM OF THE BOX WITH 3" END STUBBED INSIDE.
5. WHEN EXISTING TELEPHONE FACILITIES (POLES, MANHOLES, PULL BOXES, CONDUIT, TERMINALS, ETC.) ARE AFFECTED BY IMPROVEMENTS (REQUIRED BY LOCAL ORDINANCE E.G. STREETS, SIDEWALKS, GUTTERS, ETC.) THE DEVELOPER SHALL BE RESPONSIBLE FOR THE ADJUSTMENT OF THESE FACILITIES AS REQUIRED.
6. PLYWOOD BACKBOARDS TO BE TREATED WITH FIRE RETARDANT MATERIAL, PAINT OR SEALER.
7. THE CONTRACTOR SHALL PROVIDE AND INSTALL A MEASURING TAPE CONSISTING OF A WATER PROOF 400 LB. TENSILE STRENGTH, MARKED IN ONE FOOT OR LESS INCREMENTS IN AT LEAST ONE DUCT IN ALL CONDUIT SECTIONS. ALL OTHER DUCTS IN A MULTIPLE DUCT SYSTEM WILL HAVE A 3/32" JETLINE PULL STRING WITH 400 LB. TENSILE STRENGTH.
8. IN ORDER TO INSURE ADEQUATE FACILITIES ARE PROVIDED FOR THIS PROJECT, IT IS IMPERATIVE THAT THE CONDUIT RECOMMENDATION NOT BE CHANGED WITHOUT CENTEL APPROVAL.
9. ALL TERMINALS, BACKBOARDS, CABINETS, ETC., SHALL BE EQUIPPED WITH A #6 GAUGE GROUNDWIRE, RUN TO COMMON POWER M.G.N.
10. NOTIFY CENTEL INSPECTOR, 877-7811, 24 HOURS PRIOR TO PENETRATION OF CENTEL MANHOLES OR PULL BOXES. LOCATION OF PENETRATION AND PROPER GROUTING IS CRITICAL. ENTERING THE SIDE OF CENTEL'S MANHOLES OR PULL BOXES IS NOT PERMITTED UNLESS APPROVED BY CENTEL.
11. ALL TELEPHONE BOXES THAT ARE SUBJECT TO VEHICULAR TRAFFIC WILL BE REQUIRED TO HAVE A PROTECTIVE 8" X 8" CONCRETE COLLAR POURED AROUND THE TOP PORTION OF THE BOX PER CENTEL SPECIFICATIONS. (THIS WILL APPLY TO DIRT AND GRASSED AREA ALSO.)
12. FOR INSPECTION CALL 877-7811 24 HOURS IN ADVANCE PRIOR TO BACKFILL AND FOR FOR FINAL INSPECTION.
13. ALL CONDUIT ENDS (TERMINATED OR STUBBED) WILL REQUIRE A TAPERED POLYETHYLENE PLUG WITH PULL STRING TAB.

*** SPECIAL NOTE ***

ANY MODIFICATIONS TO CENTRAL TELEPHONE'S DESIGN MUST BE APPROVED BY THE:
ENGINEER P. RICHARDSON
TEL. # 877-8071

Eugene Rogers — 6/11/91
CITY OF LAS VEGAS APPROVAL — DATE

S. Weber — 6-4-91
ENGINEER APPROVAL — DATE

CONTACT: JOEL EHLERS AT 871-3621
T.d. KROB CONSULTING ENGINEERS

MAP #

Call before you Dig.
1-800-227-2600
UNDERGROUND SERVICE (USA)

CENTEL — Central Telephone Company Nevada	TITLE CONDUIT REQUIREMENTS FOR	ENGR P. RICHARDSON	W.O. 90635
		PHONE 877-8071	N.S. MGR.
	LOC RAINBOW PARK N/O O'BANNON AVE	DRAWN BY Barbetta	ISSUE DATE 6/4/91
EXCH LAS VEGAS C.O. WEST-WEST	E/O BELCASTRO ST	SCALE 1" = 80'	SHT. 1 OF 1

650.30-V2

141707

2833

12-13-60

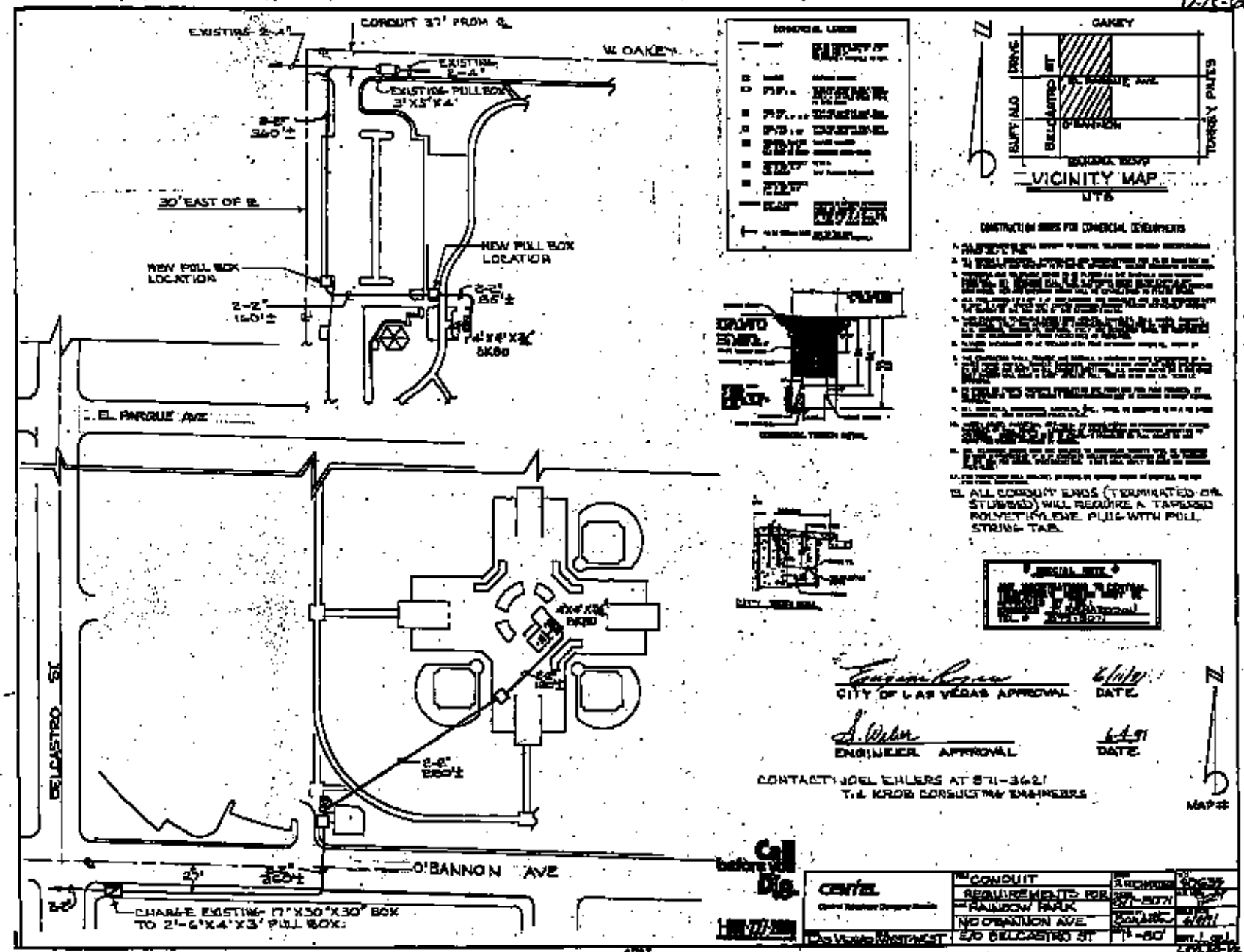

EXISTING 2-4"
CONDUIT 37' FROM ℄
W. OAKEY
EXISTING 2-4"
EXISTING PULL BOX 3'X5'X4'
2-2" 360'±
30' EAST OF ℄
NEW PULL BOX LOCATION
NEW PULL BOX LOCATION
2-2" 160'±
2-2" 85'±
4'X4'X3/4" BKBD
EL PARQUE AVE
BELCASTRO ST
4'X4'X3/4" BKBD
2-2" 280'±
O'BANNON AVE
CHARGE EXISTING 17"X30"X30" BOX TO 2'-6"X4'X3' PULL BOX.
OAKEY
DRIVE
SUFFALO
BELCASTRO ST
EL PARQUE AVE
O'BANNON
TORREY PINES
BANANA BLVD
VICINITY MAP
NTS
CONSTRUCTION SIDES FOR COMMERCIAL DEVELOPMENTS
ALL CONDUIT ENDS (TERMINATED OR STUBBED) WILL REQUIRE A TAPERED POLYETHYLENE PLUG WITH PULL STRING TAB.
SPECIAL NOTE
CITY OF LAS VEGAS APPROVAL
DATE
ENGINEER APPROVAL
DATE
CONTACT: JOEL EHLERS AT 871-3621
T.L. KROB CONSULTING ENGINEERS
MAP #
Call before you Dig.
CENTEL
CONDUIT
REQUIREMENTS FOR
RAINBOW PARK
NO O'BANNON AVE.
E/O BELCASTRO ST
LAS VEGAS WEST