

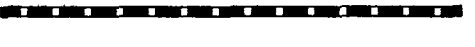



EXISTING
BALLFIELD

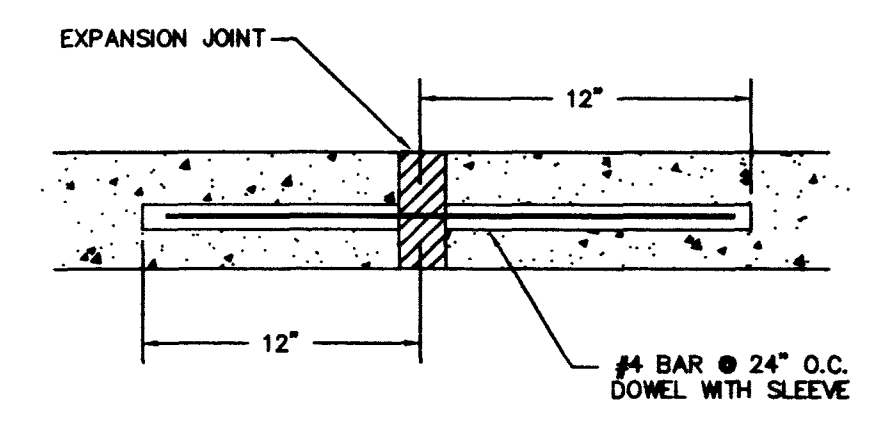
EXISTING
BALLFIELD

EXISTING
BALLFIELD

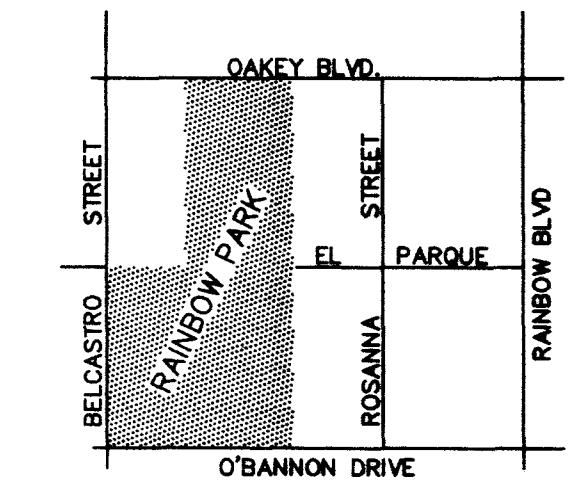
EXISTING
BALLFIELD

LEGEND

- RETAINING WALL 
- SCORE LINE 
- EXPANSION JOINT 
- CROWN LINE 



EXPANSION JOINT DETAIL

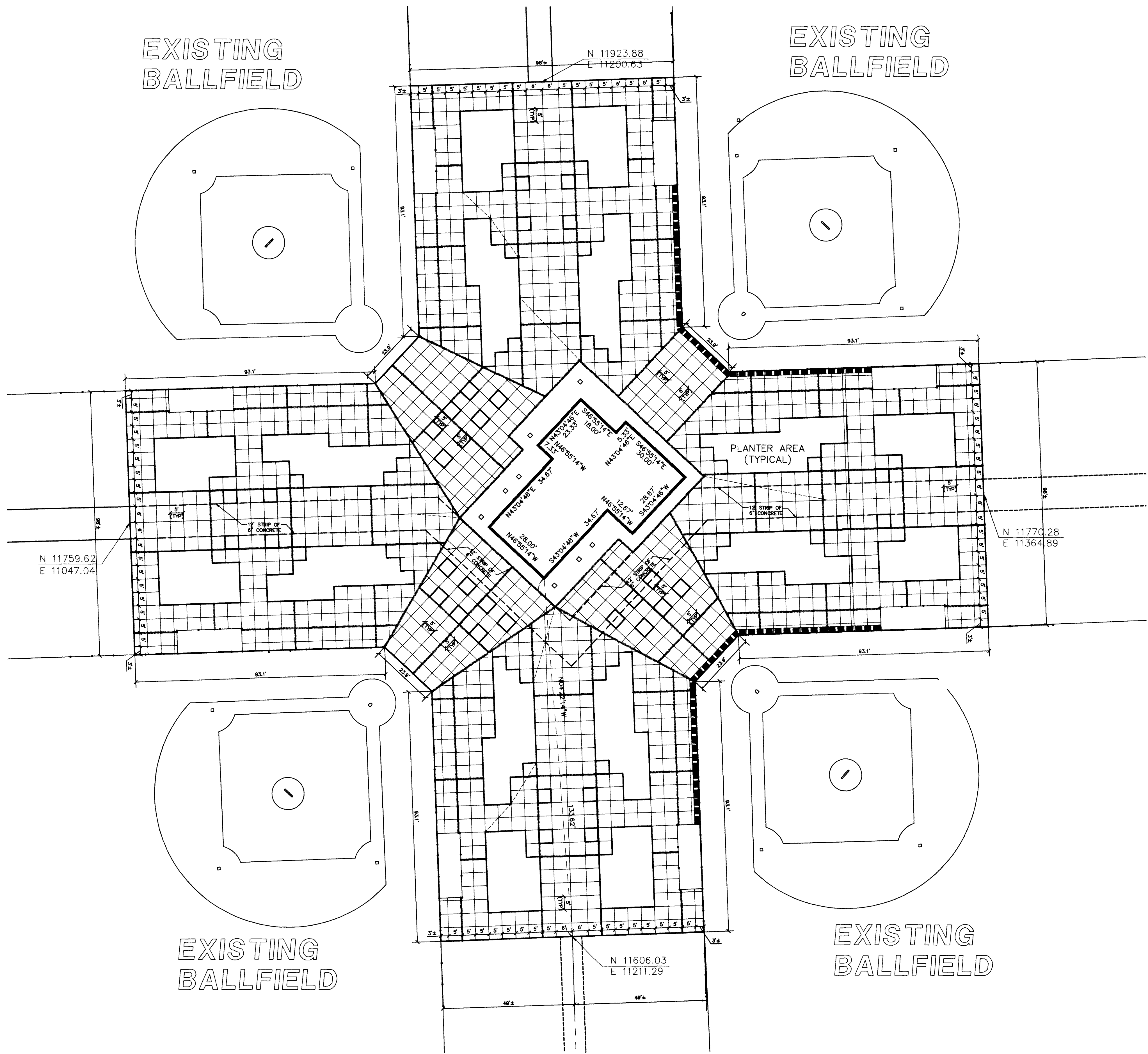


VICINITY MAP


NOTE:
THE CITY OF LAS VEGAS IS RESPONSIBLE FOR THE INSTALLATION OF IRRIGATION SLEEVES TO PLANTER LOCATIONS. CONTRACTOR SHALL NOTIFY THE CONSTRUCTION PROJECT REPRESENTATIVE PRIOR TO PLACING CONCRETE TO PERFORM SLEEVE INSTALLATIONS.



SCALE: 1" = 20'



DATE	APPROVED
REVISION	BY



 SUBMITTED BY:

ALPHA & COMPANY
 ENGINEERING COMPANY
50 St. James Blvd., Las Vegas, NV 89107
 Telephone: (702) 877-1000

TITLE: **SCORING & HORIZONTAL CONTROL PLAN**
 PROJECT: **RAINBOW PARK**

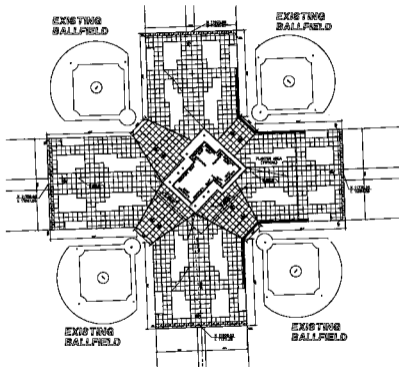
JOB #	601211
NAME	RF
DATE	8-97
SCALE	1" = 20'

PAGE: **C5**
 DWG NO. 650.30-7
 5 of 35

NOTICE!
 EXISTING UTILITIES ARE SHOWN ON PLANS FOR THE CONVENIENCE OF THE CONTRACTOR ONLY. THE CONTRACTOR IS RESPONSIBLE FOR THE PROTECTION OF ALL UTILITIES. THE ENGINEER BEARS NO RESPONSIBILITY FOR UTILITIES NOT SHOWN OR SHOWN INCORRECTLY.

AVOID CUTTING UNDERGROUND UTILITIES. IT'S COSTLY.

Call Before You Dig
 1-800-227-2600
 UNDERGROUND SERVICE (USA)



LEGO

SCALE 1/4" = 1'-0"	_____
SCALE 1/8" = 1'-0"	_____
SCALE 1/16" = 1'-0"	_____



SCALE 1/4" = 1'-0"



DATE	_____
BY	_____
CHECKED BY	_____
APPROVED BY	_____
TITLE	_____



ALPHA
Ω
ENGINEERING, INC.
10000
10000

SCORING & INCIDENTAL CONTROL PLAN

RAINBOW PARK

NO.	_____
DATE	_____
BY	_____
CHECKED BY	_____
APPROVED BY	_____
TITLE	_____

C5