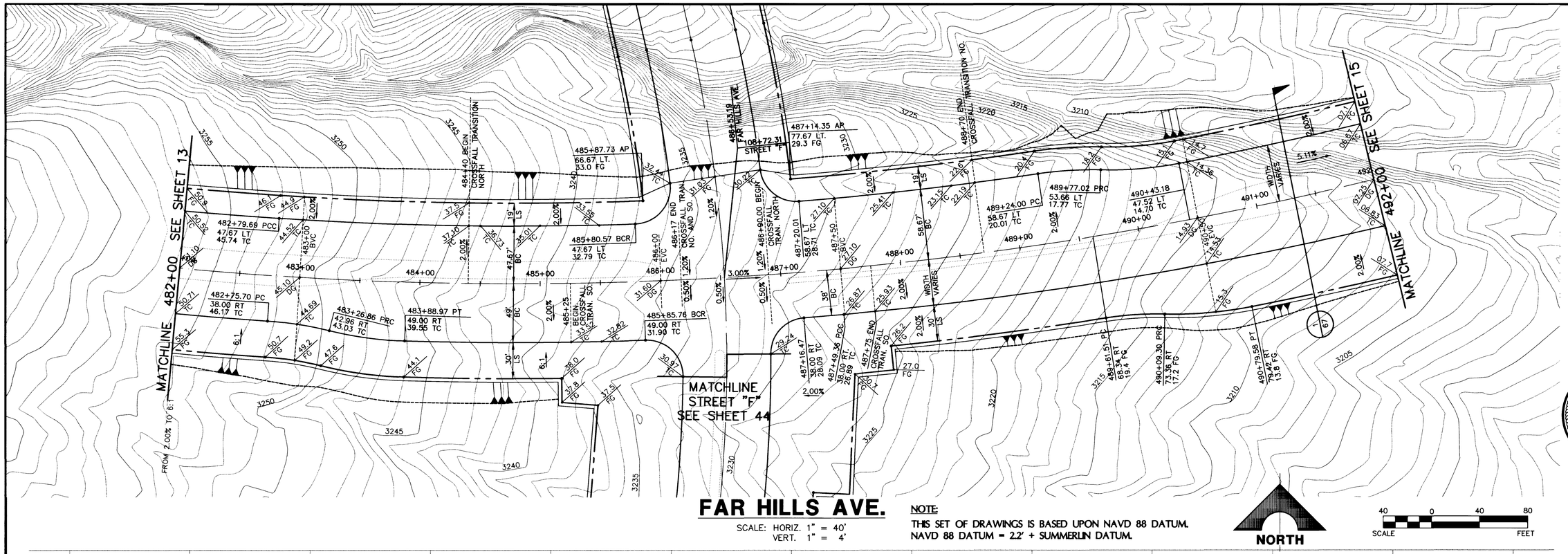

FAR HILLS AVE.

SCALE: HORIZ. 1" = 40'
VERT. 1" = 4'

NOTE:
THIS SET OF DRAWINGS IS BASED UPON NAVD 88 DATUM.
NAVD 88 DATUM = 2.2' + SUMMERLIN DATUM.

NORTH

SCALE 40 0 40 80 FEET

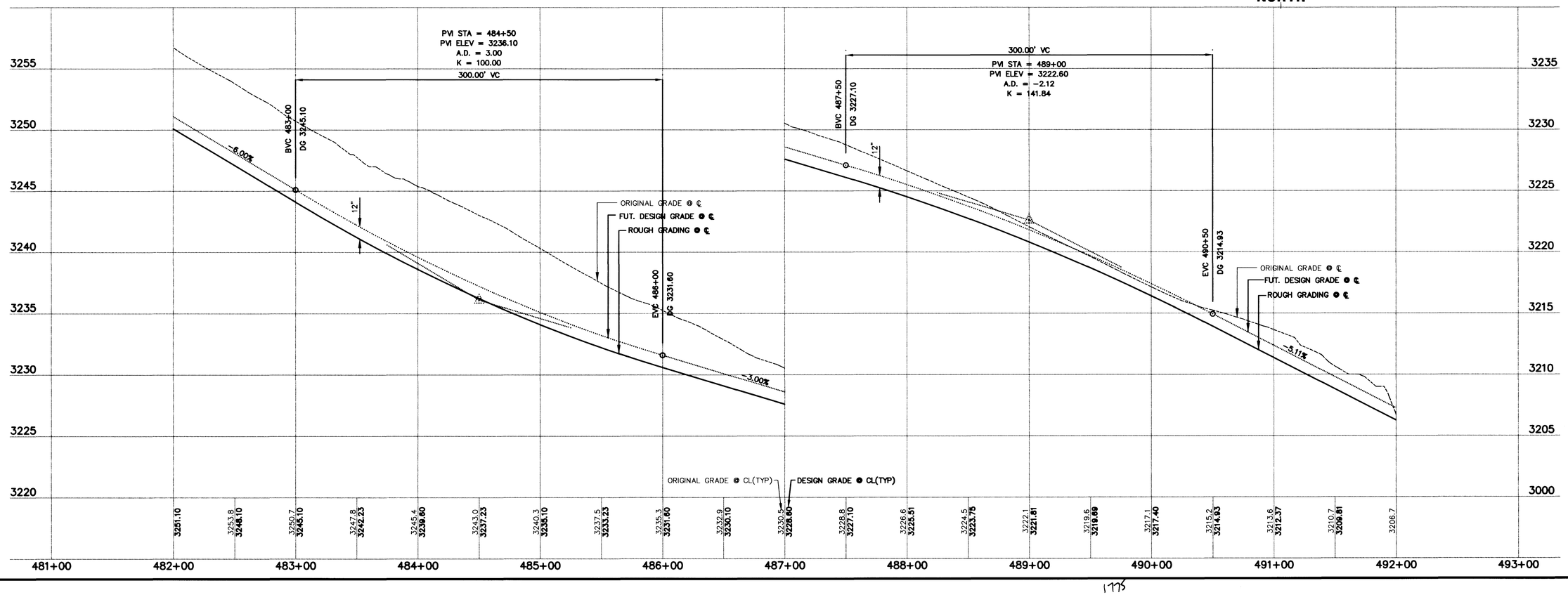

RECOMMENDED
BERT A. HUGHES
P.E. NO. 10259 DATE

ENGINEER BERT A. HUGHES CIVIL NEVADA REGISTERED PROFESSIONAL

REV.	DATE	DESCRIPTION	DATE	AGEN. APP.	DATE	GCW APP.

ISSUE TO CONSTRUCT 12/05/97

G. C. WALLACE, INC.
Engineering/Architecture
1555 SOUTH RAINBOW BLVD. LAS VEGAS, NEVADA 89102 (702) 363-1200
SUMMERLIN DIVISION: (702) 363-0991

SUMMERLIN
VILLAGE 20 - ROUGH GRADING
FAR HILLS AVE.
PLAN & PROFILE
482+00 TO 492+00

SHEET 14
SHT 14 OF 68

JOB NO. 62020.201

\\Server\071\62020\201\DWG\MPS\FARHILLS\Fhpp40.dwg Sun Dec 07 15:58:17 1997 BY GP

1775

107-V2777

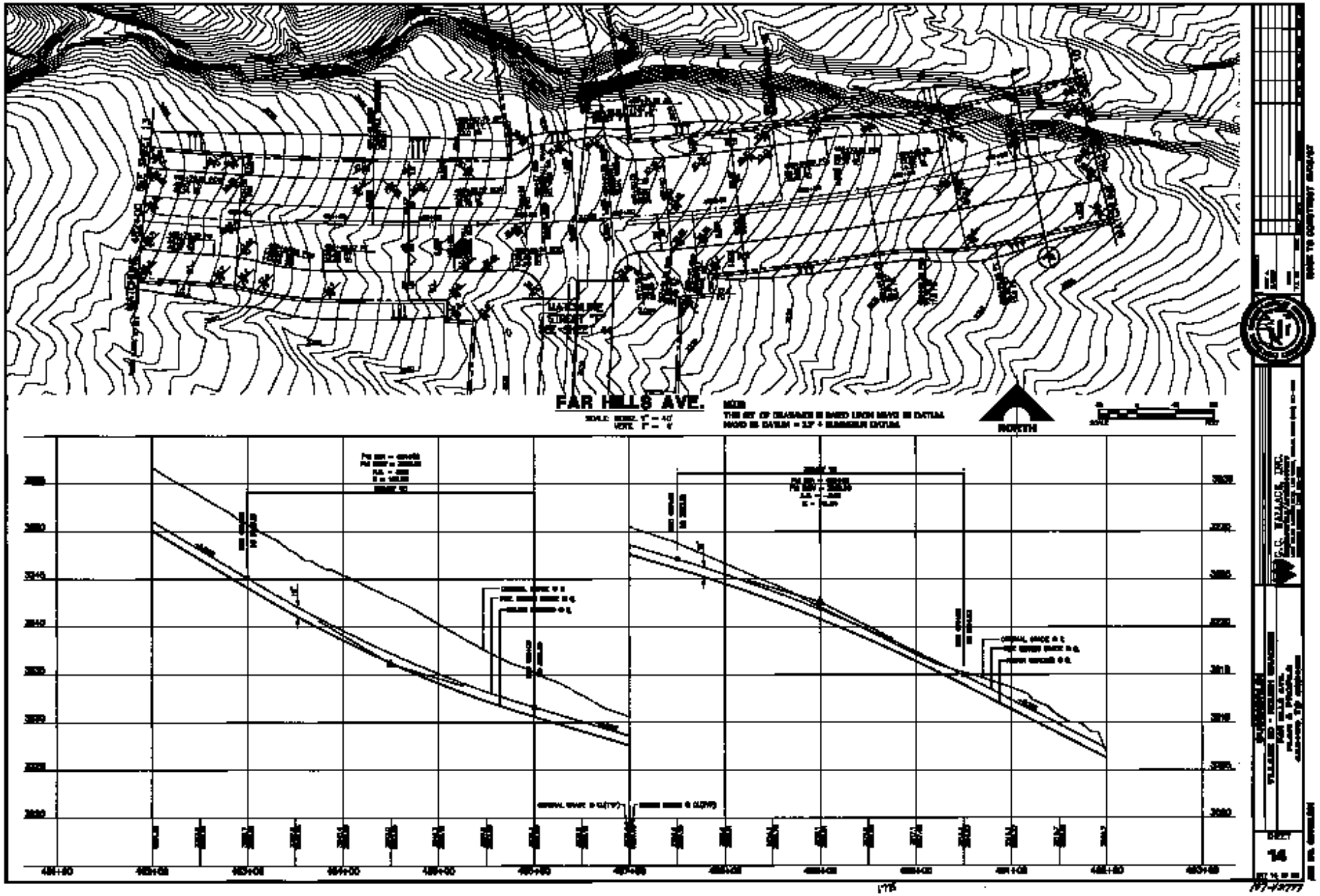
FAR HILLS AVE.
NORTH
SCALE
REF
WATCHUNG CIRCLE
NOTE
THE SET OF DRAWINGS IS BASED UPON MAVD 88 DATUM
MAVD 88 DATUM = 13' + BARNEGAT DATUM
ORIGINAL GRADE
NEW GRADE
ORIGINAL GRADE @ ℄
NEW GRADE @ ℄
ORIGINAL GRADE @ ℄(19')
NEW GRADE @ ℄(20')
3050
3045
3040
3035
3030
3025
3020
3015
3010
3005
3000
480+00
481+00
482+00
483+00
484+00
485+00
486+00
487+00
488+00
489+00
490+00
491+00
492+00
493+00
494+00
495+00
496+00
497+00
498+00
499+00
500+00
501+00
502+00
503+00
504+00
505+00
506+00
507+00
508+00
509+00
510+00
511+00
512+00
513+00
514+00
515+00
516+00
517+00
518+00
519+00