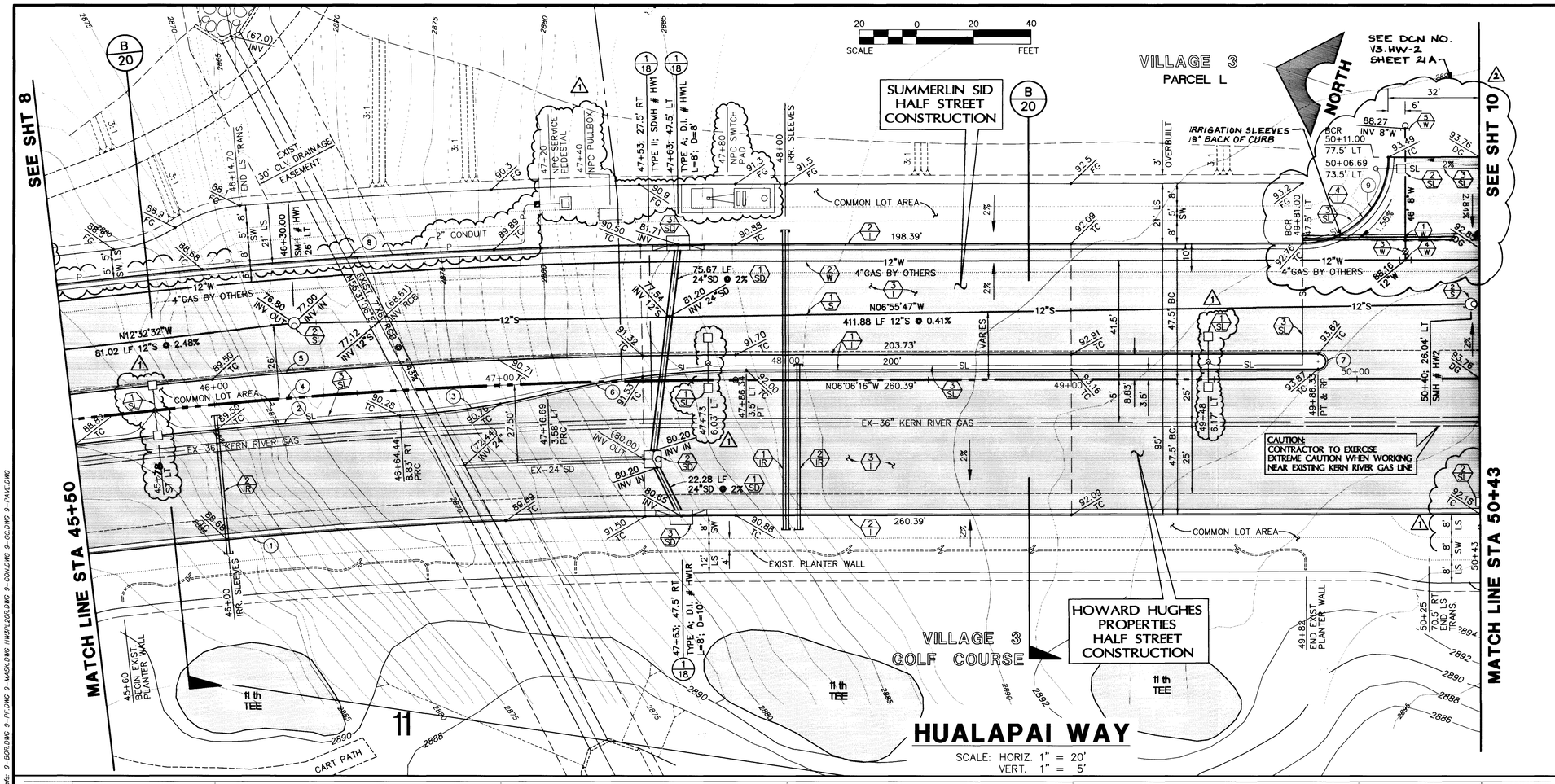

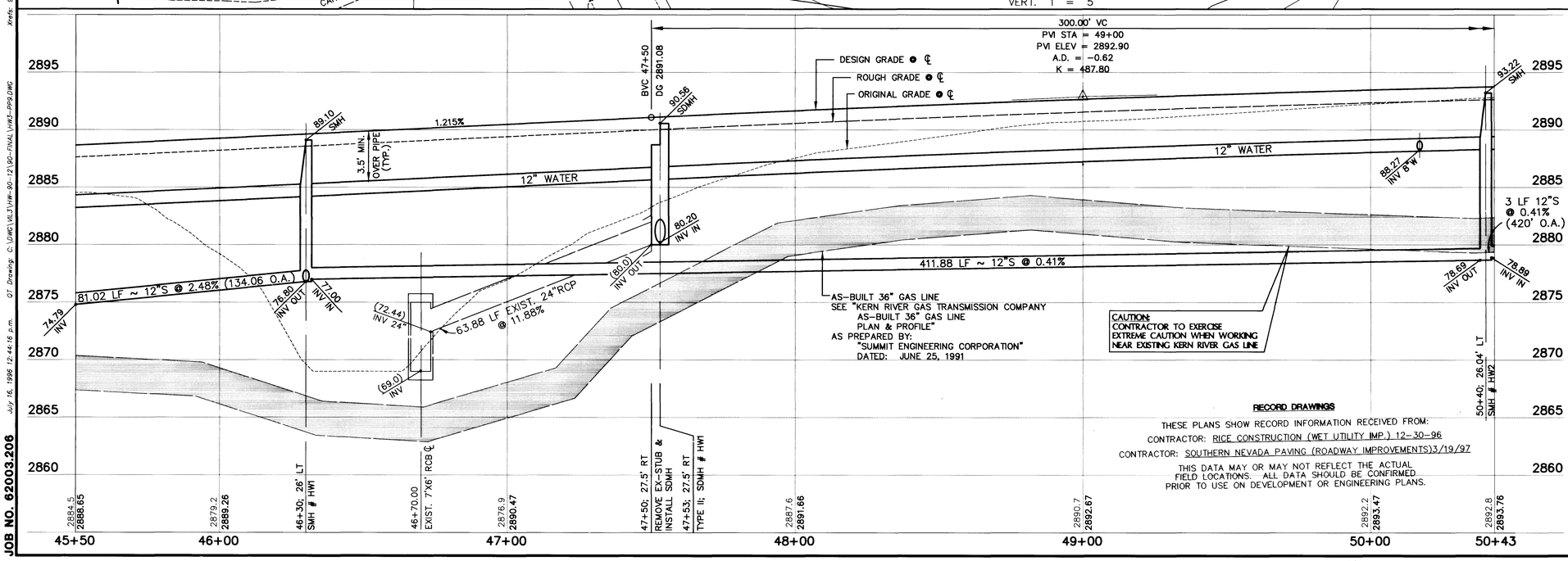

RECORD DRAWINGS

THESE PLANS SHOW RECORD INFORMATION RECEIVED FROM:
CONTRACTOR: RICE CONSTRUCTION (WET UTILITY IMP.) 12-30-96
CONTRACTOR: SOUTHERN NEVADA PAVING (ROADWAY IMPROVEMENTS)3/19/97
THIS DATA MAY OR MAY NOT REFLECT THE ACTUAL FIELD LOCATIONS. ALL DATA SHOULD BE CONFIRMED PRIOR TO USE ON DEVELOPMENT OR ENGINEERING PLANS.

CURVE DATA

(1) INDICATES CURVE NUMBER

CURVE	DELTA	RADIUS	LENGTH	TANGENT
1	06°39'49"	1952.50'	227.08'	113.67'
2	03°16'42"	1991.17'	113.93'	56.98'
3	10°00'43"	300.00'	52.42'	26.28'
4	06°39'49"	2000.00'	232.60'	116.43'
5	06°39'49"	2008.83'	233.63'	116.95'
6	13°23'53"	300.00'	70.15'	35.24'
7	180°00'00"	2.66'	8.36'	---
8	06°39'49"	2047.50'	238.13'	119.20'
9	90°00'00"	30.00'	47.12'	30.00'

CONSTRUCTION NOTES

IMPROVEMENTS

- (1) INSTALL "A" TYPE CURB (S-50 / S)
- (2) INSTALL "L" TYPE CURB & GUTTER (S-47 / S)
- (3) INSTALL AC PAVEMENT PER SECTION SHT. 20
- (4) INSTALL DEPRESSED CURB

WATER

- (1) INSTALL 8" WATER PIPE (U-20 / S)
- (2) INSTALL 12" WATER PIPE (U-20 / S)
- (3) INSTALL 8" GATE VALVE & BOX (U-34 / S)
- (4) INSTALL 12" X 12" X 8" TEE
- (5) INSTALL TEMP. PLUG & CAP W/2" BLOW-OFF ASSEMBLY

STORM DRAIN ALL STORM DRAIN PIPES 1350-D

- (1) INSTALL 24" STORM DRAIN PIPE (U-20 / S) (1 / 18)
- (2) INSTALL TYPE II STORM DRAIN MANHOLE (D1,D4 / S)
- (3) INSTALL TYPE "A" DROP INLET (D-12 / S) (1 / 18)

SEWER

- (1) INSTALL 12" SEWER PIPE (U-20 / S)
- (2) INSTALL SEWER MANHOLES (SD1-8 / CLV)

STREET LIGHTING

- (1) STREET LIGHT, SEE ELECTRICAL PLAN (E-2 / S)
- (2) STREET LIGHT, SEE ELECTRICAL PLAN (E-2 / S)
- (3) STREET LIGHT OR COMMON TRENCH, SEE ELECTRICAL PLAN

IRRIGATION

- (1) BANK "A"; (1) 6" & (2) 4" SDR35 PVC
- (2) BANK "B"; (2) 4" SDR35 PVC

NOTE:
ALL COMMON LOTS AS SHOWN HEREIN TO BE PRIVATELY MAINTAINED BY THE H.O.A.

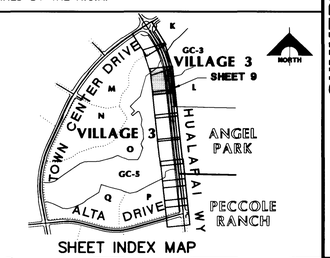

SHEET INDEX MAP

APPROVAL: 1ST APPR-8 3/26/96

LAS VEGAS VALLEY WATER DISTRICT — DATE 7/16/96

REV.	DATE	DESCRIPTION	BY	APPROVAL
2	8/20/97	REVISE PER D.C.N. AND ADD IRRIGATION SLEEVES		
1	6/03/96	RELOCATE NPC PULLBOX, ST. LIGHTS; REMOVE NPC MH; ADD SWITCH; SERV PED.; 2"COND. FOR CART TUN. LIGHT		7/23

RECOMMENDED FOR APPROVAL: BERT A. HUGHES, P.E. — DATE 7/16/96

G.C. WALLACE, INC.
Engineering/Architecture
1555 SOUTH RAINBOW BLVD./LAS VEGAS, NEVADA 89102

SUMMERLIN
VILLAGE 3 HUALAPAI WAY IMPROVEMENTS
PLAN & PROFILE
STA 45+50 TO 50+43

SHEET 9 OF 21

JOB NO. 62003.206

S.I.D. 404 PROJECT NO. 8 AND S.I.D. 707 PROJECT NO. 4B, 4C, AND 4D /07-V2503

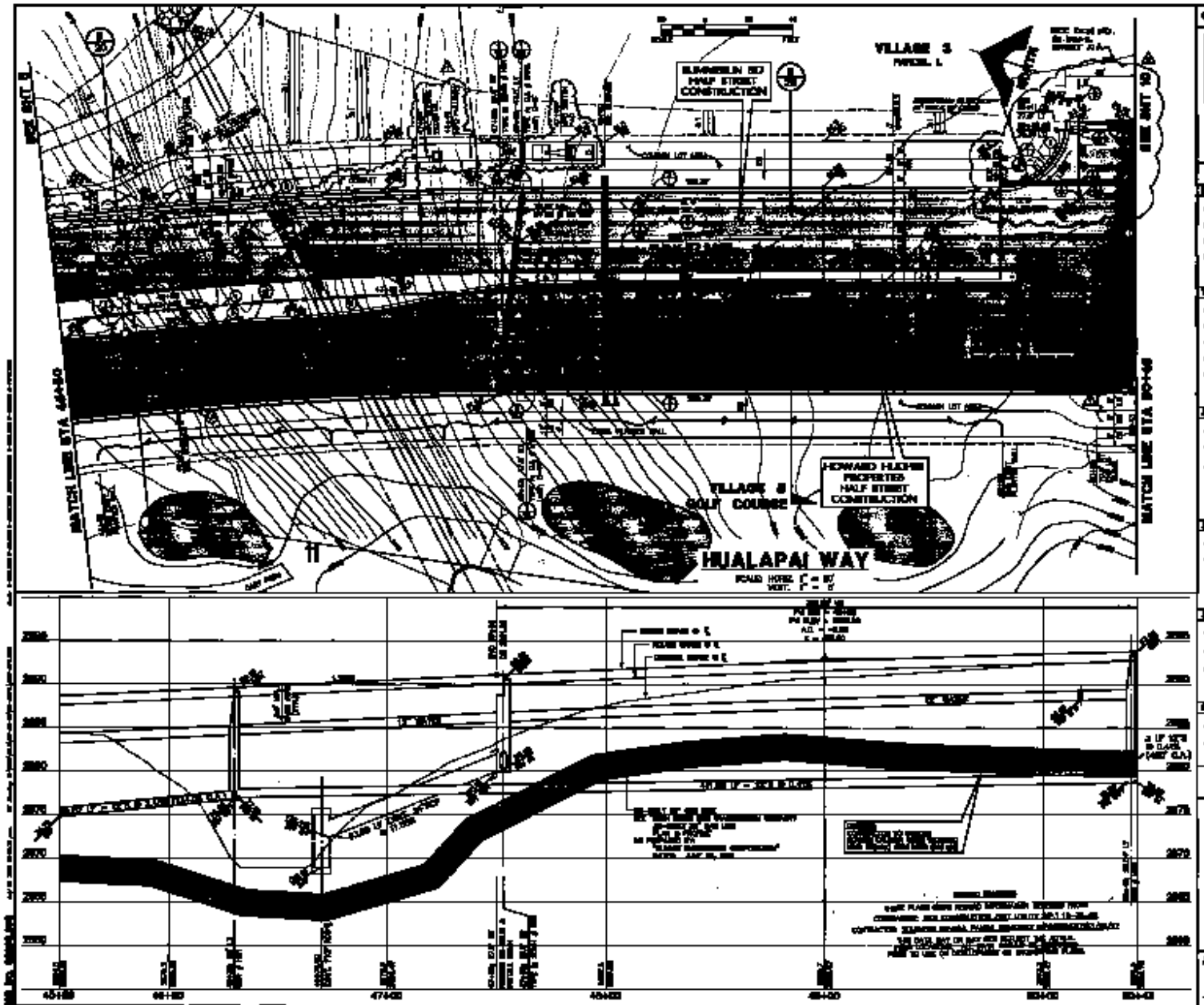

CURVE DATA

CURVE	DELTA	RADIUS	LENGTH	TANGENT

CONSTRUCTION NOTES