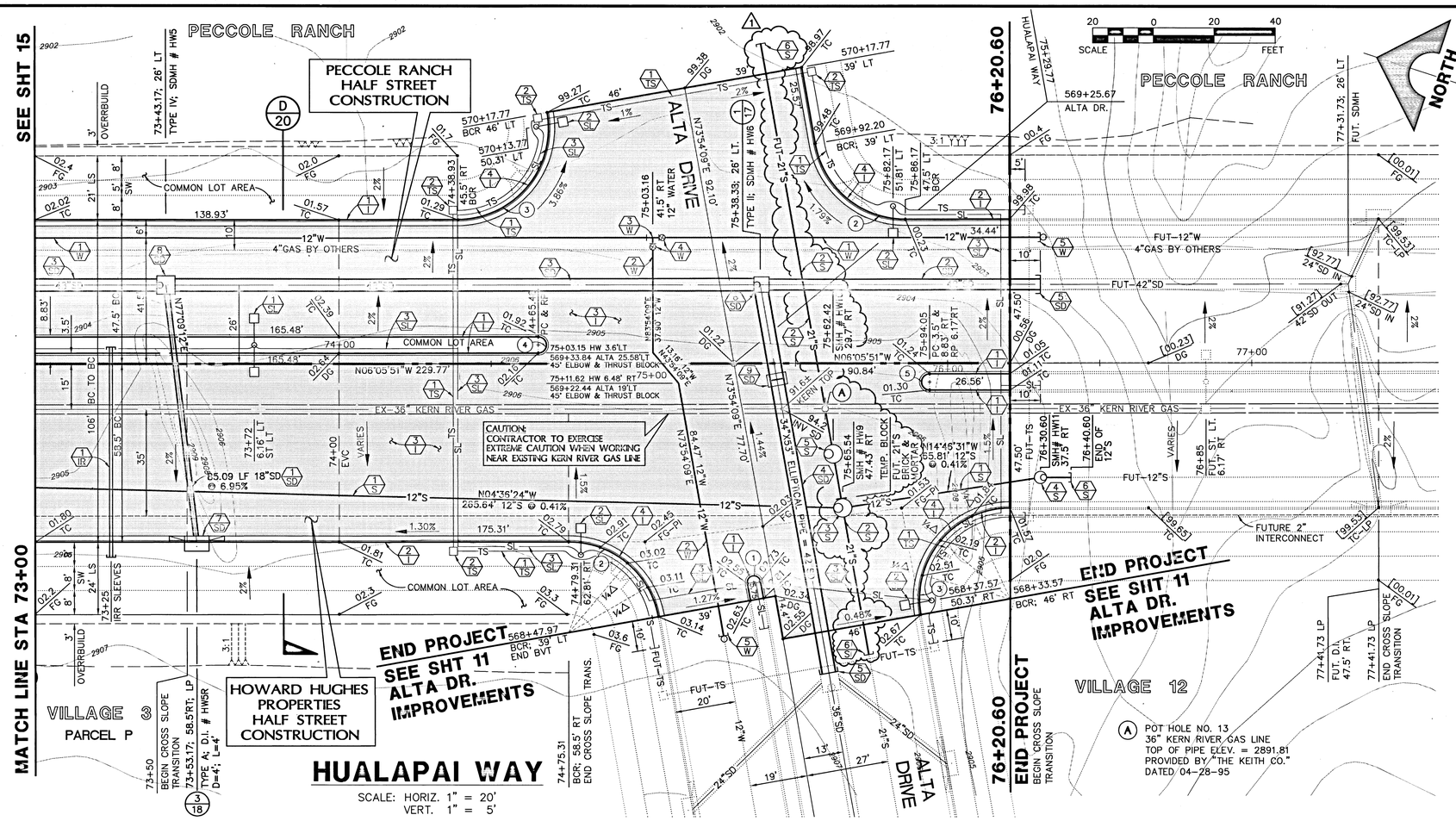

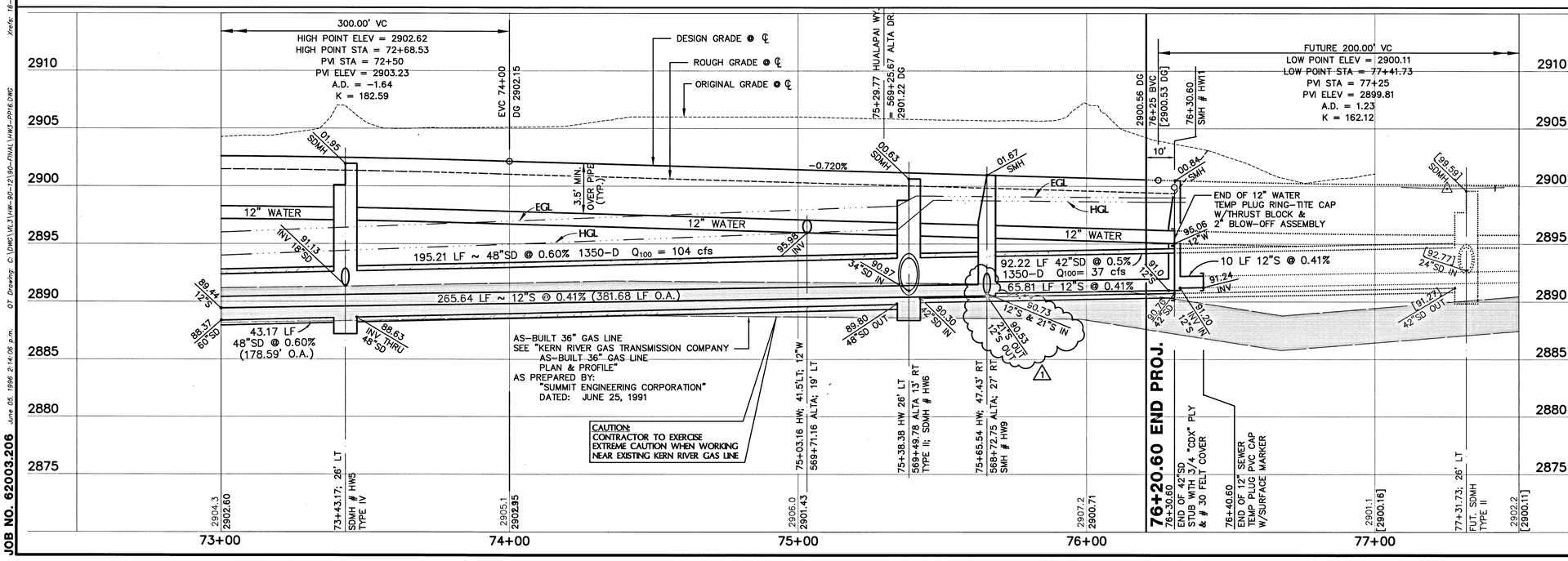

CURVE DATA

(1) INDICATES CURVE NUMBER

CURVE	DELTA	RADIUS	LENGTH	TANGENT
1	180°00'00"	2.17'	6.82'	---
2	80°00'00"	30.00'	41.89'	25.17'
3	100°00'00"	30.00'	52.36'	35.75'
4	180°00'00"	2.66'	8.36'	---
5	180°00'00"	2.67'	8.39'	---

CONSTRUCTION NOTES

IMPROVEMENTS

- (1/1) INSTALL "A" TYPE CURB (S-50/S)
- (2/1) INSTALL "L" TYPE CURB & GUTTER (S-47/S)
- (3/1) INSTALL AC PAVEMENT PER SECTION SHT. 20
- (4/1) INSTALL DEPRESSED CURB

WATER

- (1/W) INSTALL 12" WATER PIPE (U-20/S)
- (2/W) INSTALL 12" WATER PIPE (U-20/S) (1/17)
- (3/W) INSTALL 12" TEE
- (4/W) INSTALL 12" GATE VALVE & BOX (U-34/S)
- (5/W) INSTALL TEMP. PLUG & CAP W/2" BLOW-OFF ASSEMBLY

STORM DRAIN ALL STORM DRAIN PIPES 1350-D

- (1/SD) INSTALL 18" STORM DRAIN PIPE (U-20/S) (3/18)
- (2/SD) INSTALL 42" STORM DRAIN PIPE (U-20/S)
- (3/SD) INSTALL 48" STORM DRAIN PIPE (U-20/S)
- (4/SD) INSTALL 34"X53" ELLIPTICAL PIPE (U-20/S) (1/17)
- (5/SD) INSTALL TEMPORARY PLUG
- (6/SD) INSTALL TYPE II STORM DRAIN MANHOLE (D1,D4/S)
- (7/SD) INSTALL TYPE "A" DROP INLET (3/18) (D-12/S)
- (8/SD) INSTALL TYPE IV STORM DRAIN MANHOLE (D1,D6/S)
- (9/SD) INSTALL CONCRETE COLLAR (4/21)

SEWER

- (1/S) INSTALL 12" SEWER PIPE (U-20/S)
- (2/S) INSTALL 21" SEWER PIPE (U-20/S) (1/17)
- (3/S) INSTALL 60" DIA. SEWER MANHOLE (SD1-8/CLV) (1/17)
- (4/S) INSTALL 48" DIA. SEWER MANHOLE (SD1-8/CLV)
- (5/S) INSTALL 60" DIA. T-LOCK PVC LINED PRECAST MANHOLE (1/17)
- (6/S) INSTALL TEMPORARY PLUG

STREET LIGHTING

- (1/SL) STREET LIGHT, SEE ELECTRICAL PLAN (E-2/S)
- (2/SL) STREET LIGHT, SEE ELECTRICAL PLAN (E-2/S)
- (3/SL) STREET LIGHT OR COMMON TRENCH, SEE ELECTRICAL PLAN

TRAFFIC

- (1/TS) INSTALL (2) 3" CONDUIT FOR TRAFFIC SIGNAL
- (2/TS) INSTALL NO. 5 PULLBOX (E-32/S)

IRRIGATION

- (1/IR) BANK "B"; (2) 4" SDR35 PVC

NOTE:
ALL COMMON LOTS AS SHOWN HEREIN TO BE PRIVATELY MAINTAINED BY THE H.O.A.

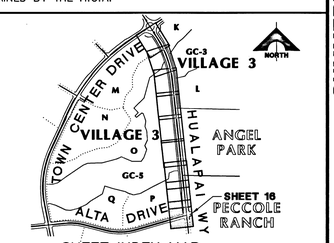

SHEET INDEX MAP

APPROVAL: 1st mtg 3-26-96

LAS VEGAS VALLEY WATER DISTRICT — DATE 4/07/96

REV.	DATE	DESCRIPTION	APPROVAL
1	6/03/96	REVISE DROP MANHOLE TO T-LOCK PVC LINED PRECAST MANHOLE	
		REVISE 18"SEWER TO 21"SEWER	

RECOMMENDED: BERT A. HUGHES, PROJECT ENGINEER — DATE

BERT A. HUGHES, STATE OF NEVADA, PROFESSIONAL ENGINEER, CIVIL, NO. 9452, 6/03/96

G.C. WALLACE, INC.
Engineering/Architecture
1555 SOUTH RAINBOW BLVD./LAS VEGAS, NEVADA 89146

SUMMERLIN
VILLAGE 3 HUALAPAI WAY IMPROVEMENTS
PLAN & PROFILE
STA 73+00 TO 76+20.60

SHEET 16 OF 21

JOB NO. 62003.206

30-2-80

S.I.D. 707 PROJECT NO. 4B, 4C, 4D 107-V2503