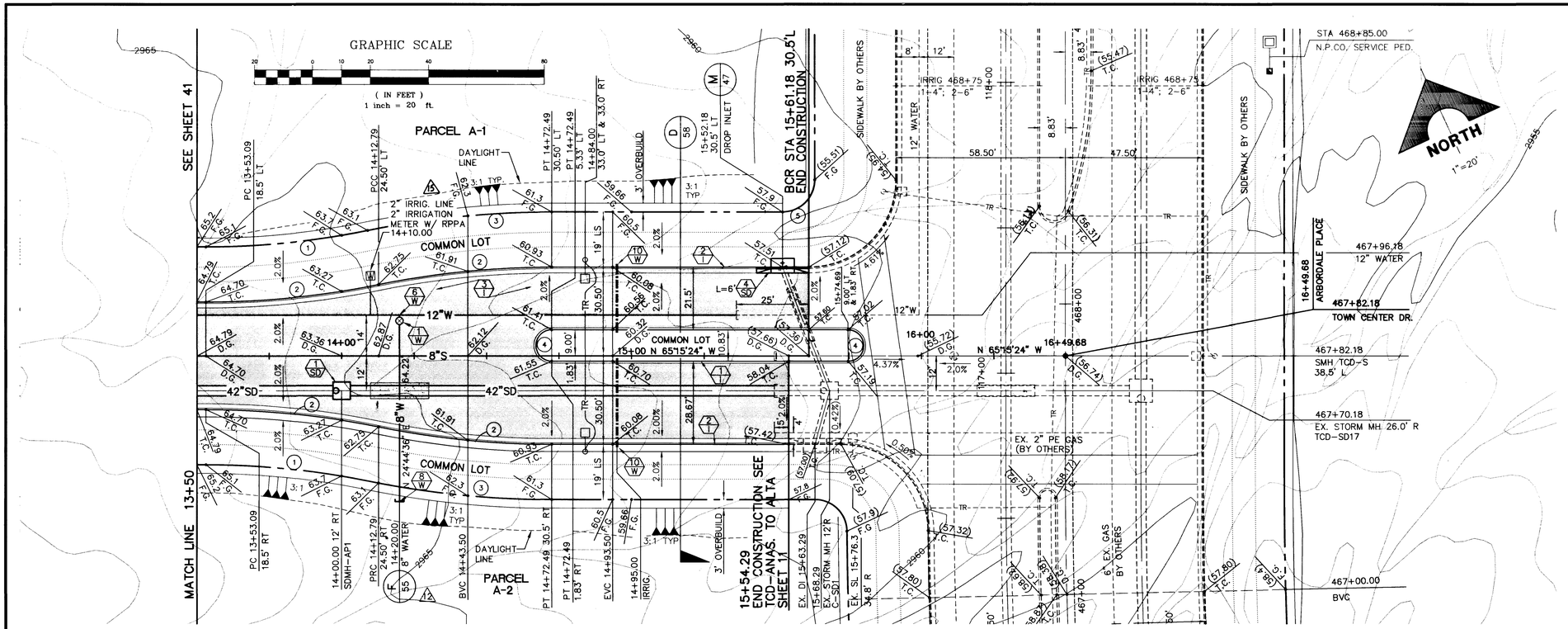

ARBORDALE PLACE

SCALE: HORIZ. 1" = 20'
VERT. 1" = 5'

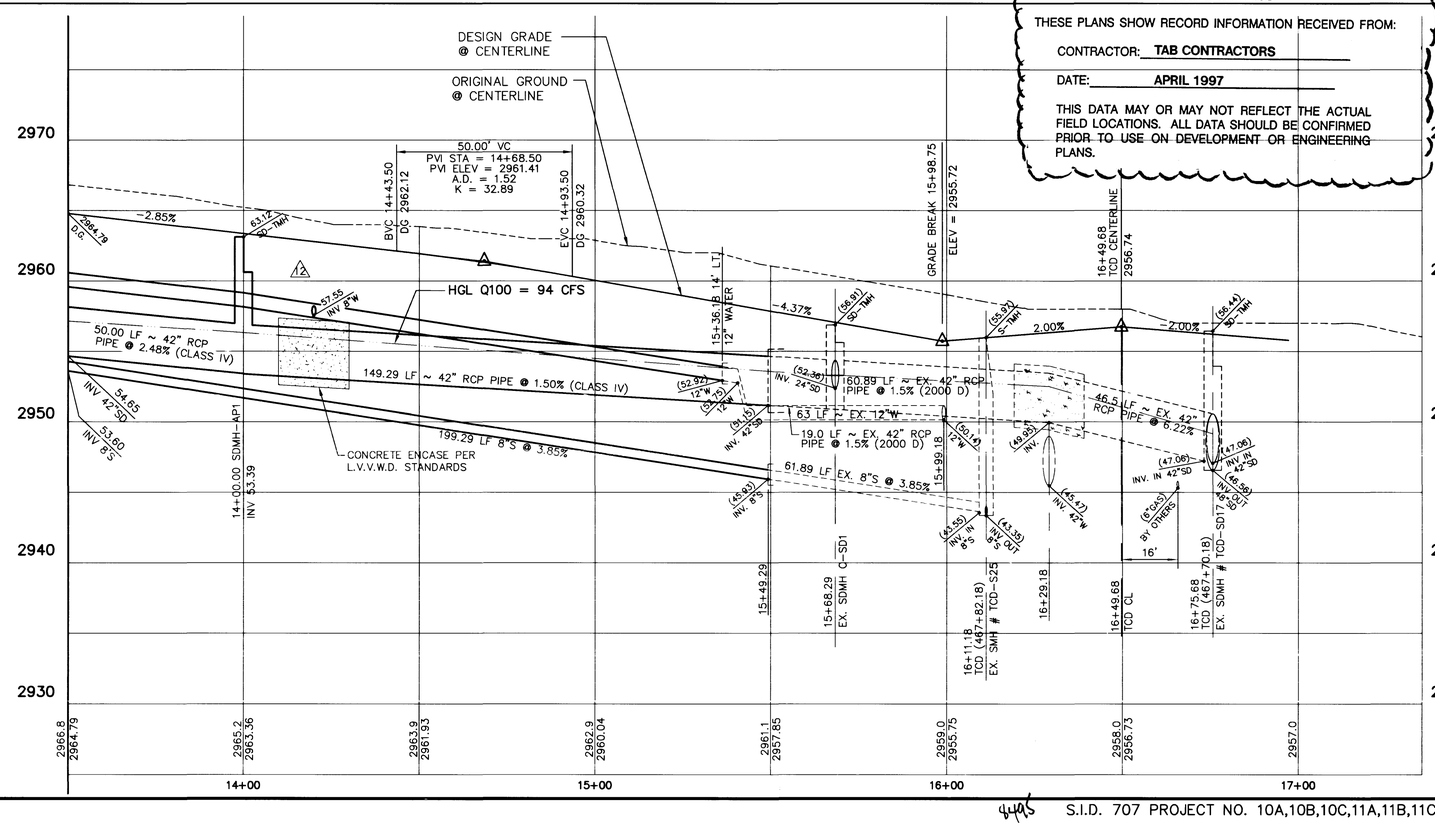

RECORD DRAWINGS

THESE PLANS SHOW RECORD INFORMATION RECEIVED FROM:

CONTRACTOR: TAB CONTRACTORS

DATE: APRIL 1997

THIS DATA MAY OR MAY NOT REFLECT THE ACTUAL FIELD LOCATIONS. ALL DATA SHOULD BE CONFIRMED PRIOR TO USE ON DEVELOPMENT OR ENGINEERING PLANS.

(1) 2"

REDUCED PRESSURE PRINCIPLE ASSEMBLY

APPROVED REDUCED PRESSURE PRINCIPLE ASSEMBLY(S) SHALL BE INSTALLED PER THE UDACS PLATE NO. 11A. NO WATER SHALL BE TAKEN FROM A SERVICE REQUIRING BACKFLOW PREVENTION UNTIL THE REDUCED PRESSURE PRINCIPLE ASSEMBLY HAS BEEN SUCCESSFULLY TESTED BY THE LVVWD.

ANY BLOCK WALL OR OTHER FENCE MATERIAL SHALL BE DESIGNED AND CONSTRUCTED AROUND THE OUTSIDE OF THE EASEMENT(S) TO ALLOW THE DISTRICT DIRECT ACCESS FROM THE ADJACENT RIGHT-OF-WAY.
ESN 026

CURVE DATA

(1) INDICATES CURVE NUMBER (THIS SHEET ONLY)

CURVE	DELTA	RADIUS	LENGTH	TANGENT
1	11°28'42"	281.00'	56.29'	28.24'
2	11°28'42"	300.00'	60.10'	30.15'
3	11°28'42"	319.00'	63.91'	32.06'
4	180°00'00"	5.41'	17.01'	---
5	90°00'00"	11.00'	17.28'	11.00'

CONSTRUCTION NOTES

IMPROVEMENTS

- (1/1) INSTALL "A" TYPE CURB (S-50/S)
- (2/1) INSTALL "L" TYPE CURB & GUTTER (S-47/S)
- (3/1) INSTALL AC PAVEMENT PER SECTION SHEETS 56, 57, & 58
- (4/1) INSTALL CROSSWALK (S-78/S)
- (5/1) INSTALL DEPRESSED CURB (S-75/S)

WATER

INSTALL WATER PIPES PER SUMMERLIN STD. U-20

- (1/W) INSTALL 12" DIA. GATE VALVE & BOX (U-34/S)
- (2/W) INSTALL 8" DIA. GATE VALVE & BOX (U-34/S)
- (3/W) INSTALL 12"X12"X12" TEE
- (4/W) INSTALL 12"X12"X12"X12" CROSS
- (5/W) INSTALL 12"X12" ELBOW
- (6/W) INSTALL 12"X12"X8" TEE
- (7/W) INSTALL 12"X12"X8"X6" CROSS
- (8/W) INSTALL 2" TEMP. BLOW-OFF & CAP (U-32/S)
- (9/W) INSTALL FIRE HYDRANT ASSEMBLY COMPLETE PER (U-33/S)
- (10/W) IRRIGATION SLEEVE (U-18/S)
- (11/W) EXISTING GATE VALVE MUST BE IN CLOSED POSITION PRIOR TO REMOVAL OF CAP

STORM DRAIN

INSTALL STORM DRAIN PIPES PER SUMMERLIN STD. U-20

- (1/SD) INSTALL STORM DRAIN MANHOLE (D1-D10/S)
- (2/SD) INSTALL 4' TYPE "A" DROP INLET (D-12/S)
- (3/SD) INSTALL TYPE "B" DROP INLET (D-13/S)
- (4/SD) INSTALL TYPE "C" MODIFIED DROP INLET (SEE PLANS FOR LENGTH) (D-14/S)
- (5/SD) INSTALL 6' TYPE "A" DROP INLET (D-12/S)

SEWER

INSTALL SEWER PIPES PER SUMMERLIN STD. U-20

- (1/S) INSTALL SEWER MANHOLE (SD1-8/CLV)

STREET LIGHTING

- (1/SL) INSTALL STREET LIGHT, SEE ELECTRICAL PLANS (E-2/S)
- (2/SL) STREET LIGHT OR COMMON TRENCH, SEE ELECTRICAL PLANS

TRAFFIC

- (1/STC) INSTALL 2-3" CONDUIT
- (2/STC) INSTALL NO. 5 PULLBOX (E-32/S)

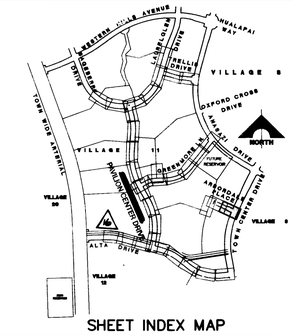

SHEET INDEX MAP

APPROVAL:
First Approval 5-29-96
LAS VEGAS VALLEY WATER DISTRICT — DATE 12.4.96

REV.	DATE	DESCRIPTION	DATE	APPROVAL
1	05/05/98	RECORD DRAWING INFORMATION	3-5-98	
2	1/28/98	REV. ST. NAME	1/14/98	
3	4/11/97	ADJCT 2"WA W/RPPA	10/1/96	
4	11/25/96	RELOCATE WATER STUB INTO PARCEL A-1		
5		PROFILE FROM 14+00 TO 15+98.75		

RECOMMENDED: CHRISTOPHER W. ANDERSON — R.P.E. NO. 5071

STATE OF NEVADA — REGISTERED PROFESSIONAL ENGINEER — CHRISTOPHER W. ANDERSON — 5071

G.C. WALLACE, INC.
Engineering/Architecture
1555 SOUTH RAINBOW BLVD./LAS VEGAS, NEVADA 89102

SUMMERLIN
VILLAGE 11/12 THE ARBORS - UNIT 2A
ARBORDALE PLACE
PLAN & PROFILE
STA 13+50 TO 15+61.18

SHEET 42
SHT 42 OF 65

JOB NO. 62011.212

Xrefs: ARB-CONT.DWG ARB-MS.DWG

November 26, 1996 2:05:35 a.m. Drawing: C:\DWG\VIL11-12\UNIT-2A\ARBORDL\ARB-2.DWG

S.I.D. 707 PROJECT NO. 10A,10B,10C,11A,11B,11C,12A,12B,12C,13A,13B,13C,17A,17B,17C,21, & 53

11-32-166

107)-4463-2A

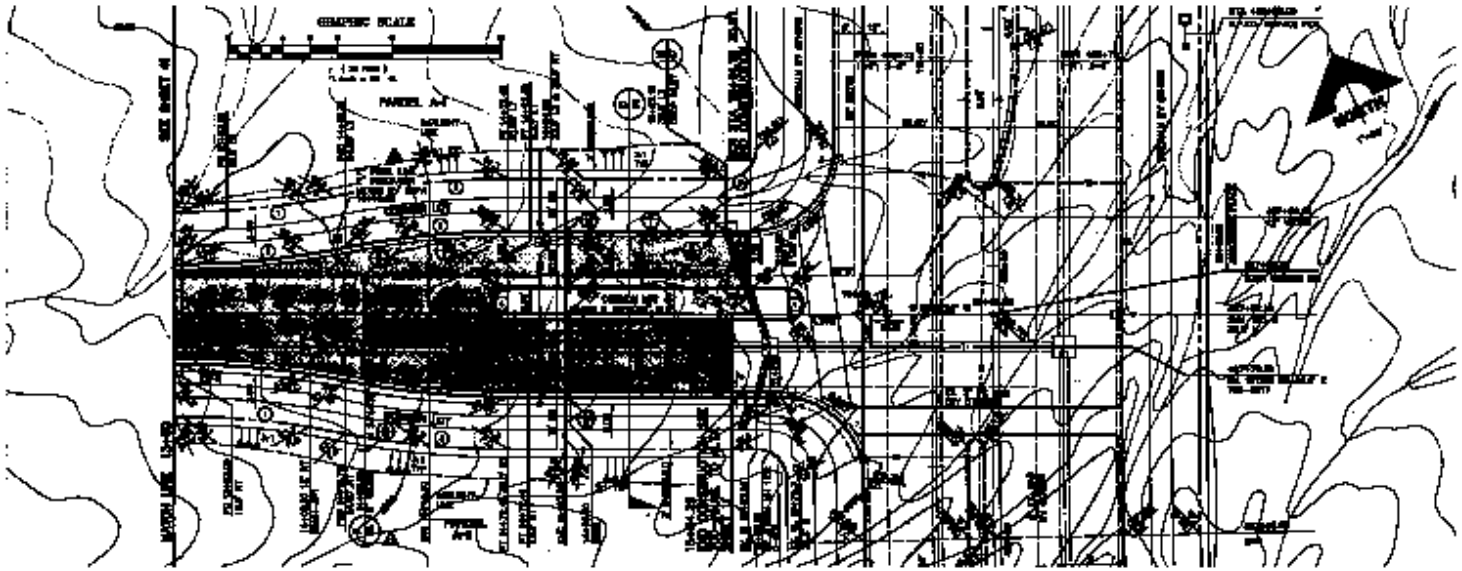

ARBORDALE PLACE

SCALE: 1" = 1'

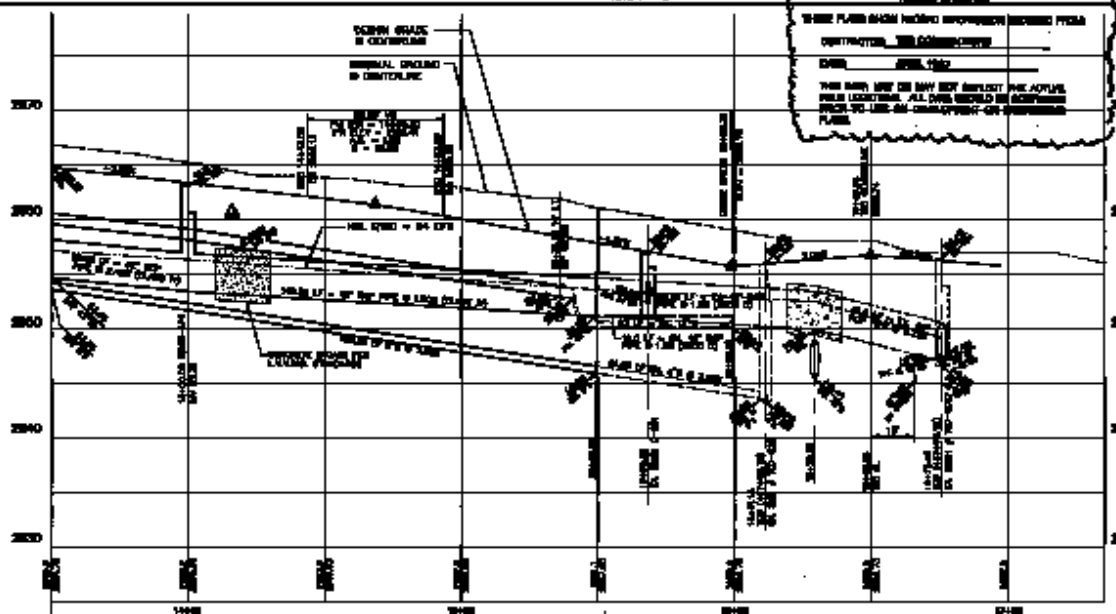

CURVE DATA

CURVE	DELTA	RADIUS	LENGTH	TANGENT

CONSTRUCTION NOTES

SIDEWALKS

- INSTALL "A" TYPE CURB
- INSTALL "L" TYPE CURB & GUTTER
- INSTALL AC PAVEMENT FOR SIDEWALK
- INSTALL CROSSWALK
- INSTALL DETECTABLE WARNING

WATER

- INSTALL WATER SERVICE FOR SAMPLER
- INSTALL 12" BLL GATE VALVE & BOX
- INSTALL 8" BLL GATE VALVE & BOX
- INSTALL 12"x12"x12" TEE
- INSTALL 12"x12" ELBOW
- INSTALL 12"x12" TEE
- INSTALL 12"x12"x12" CROSS
- INSTALL 2" TEMP. BLOW-OFF & CAP
- INSTALL FIRE HYDRANT ASSEMBLY
- INSTALL SLEEVE
- INSTALL BOX, VALVE, BLOW-OFF & CAP

STORM SEWER

- INSTALL STORM SEWER PIPE
- INSTALL STORM SEWER MANHOLE
- INSTALL 4' TYPE "M" DROP INLET
- INSTALL TYPE "M" DROP INLET
- INSTALL TYPE "M" DROP INLET
- INSTALL 8' TYPE "A" DROP INLET

SEWER

- INSTALL SEWER SERVICE FOR SAMPLER
- INSTALL SEWER MANHOLE

STREET LIGHTING

- INSTALL STREET LIGHT, SEE ELECTRICAL PLANS
- STREET LIGHT ON MANHOLE, SEE ELECTRICAL PLANS

TRAFFIC

- INSTALL 2-4" CONDUIT
- INSTALL 2-4" & PULLBOX

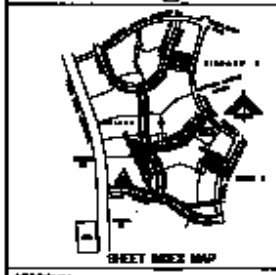

SHEET INDEX MAP

APPROVAL: Final approval 8-27-96

11-22-166

(07)-11462-2

VILLAGE TYPE THE ARBORS - UNIT 3A

ARBORDALE PLACE

PLAN & PROFILE

STA 10+00 TO 15+00

SHEET 42