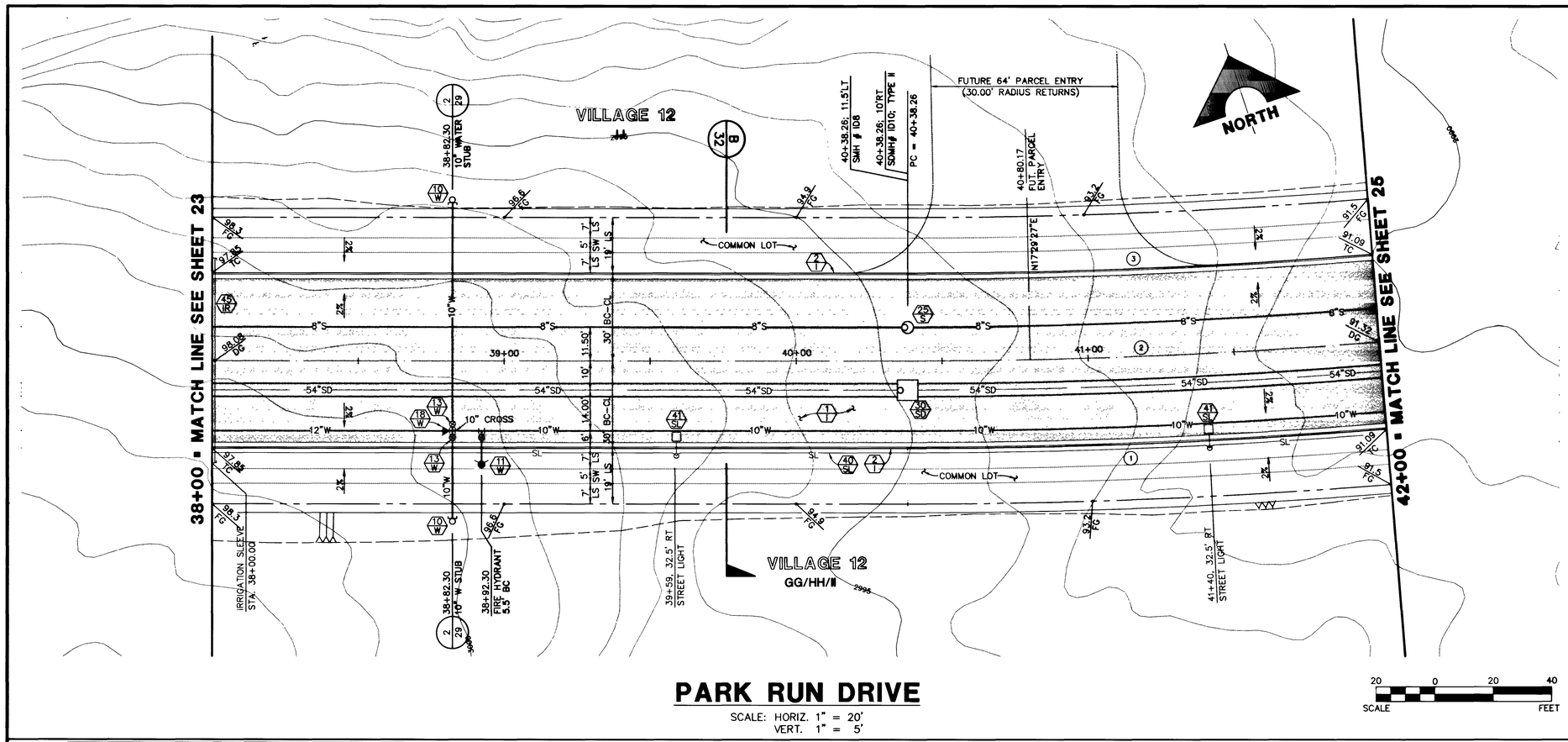

PARK RUN DRIVE

SCALE: HORIZ. 1" = 20'
VERT. 1" = 5'

20 0 20 40
SCALE FEET

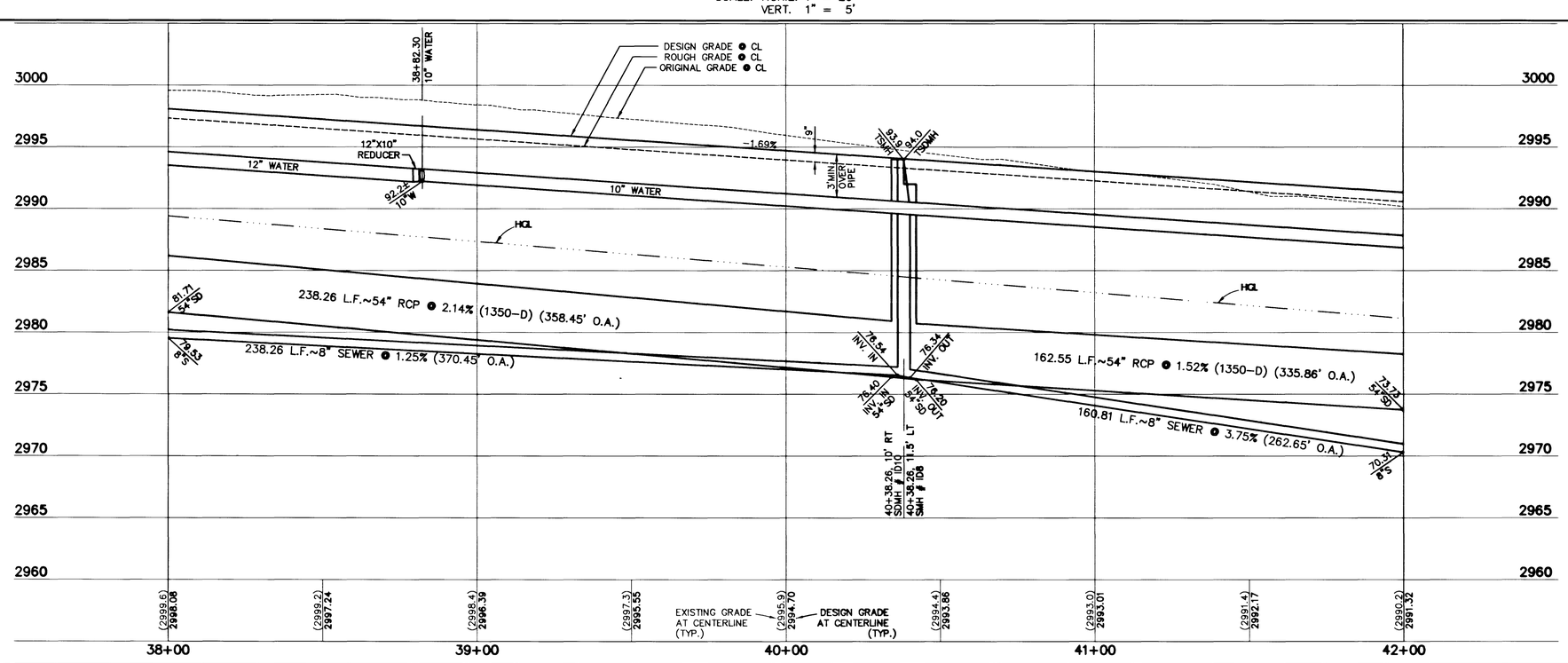

CURVE DATA

(1) INDICATES CURVE NUMBER

CURVE	DELTA	RADIUS	LENGTH	TANGENT
1	04°38'01"	2030.00'	164.17'	82.13'
2	04°38'01"	2000.00'	161.74'	80.92'
3	04°38'01"	1970.00'	159.32'	79.70'

CONSTRUCTION NOTES

IMPROVEMENTS

- (1) INSTALL A.C. PAVEMENT PER STREET SECTIONS, SEE SHEET 32
- (2) INSTALL "L" TYPE CURB & GUTTER (S-47/S)
- (3) INSTALL "A" TYPE ISLAND CURB (S-50/S)
- (4) INSTALL HANDICAP RAMP CURB DEPRESSION (S-79/S)

WATER

- (10/W) INSTALL CAP W/ 2" BLOW-OFF ASSEMBLY
- (11/W) INSTALL FIRE HYDRANT ASSEMBLY (U-33/S)
- (13/W) INSTALL 10" GATE VALVE & BOX (U-34/S)
- (18/W) INSTALL 12" X 10" REDUCER

SEWER

- (25/S) INSTALL 48" DIA. SEWER MANHOLE (SD1-8/CLV)

STORM DRAIN

- (30/SD) INSTALL TYPE II STORM DRAIN MANHOLE (D1,D4/S)

STREET LIGHTING

- (40/SL) STREET LIGHT OR COMMON TRENCH, SEE ELECTRICAL PLAN
- (41/SL) SINGLE STREET LIGHT, SEE ELECTRICAL PLAN (E-2/S)

IRRIGATION

- (45/IR) BANK "A", 1-6" & 2-4" SDR35 PVC

NOTE TO CONTRACTOR:

1. ALL EXISTING UTILITY CROSSINGS MUST BE VERIFIED PRIOR TO CONSTRUCTION OF ANY MAIN LINES OR LATERALS THAT MAY BE ADVERSELY EFFECTED. ANY DISCREPANCIES IN LOCATION AND/OR ELEVATION MUST BE PROVIDED TO THE ENGINEER FOR ACCEPTANCE PRIOR TO CONSTRUCTION
2. TOPOGRAPHY SHOWN HEREIN REFLECTS ORIGINAL EXISTING TOPOGRAPHY. ACTUAL FIELD CONDITIONS INCLUDE SITE ROUGH GRADING.
3. ALL COMMON LOTS AS SHOWN HEREIN TO BE PRIVATELY MAINTAINED BY THE H.O.A.
4. ALL WATER LINE GATE VALVES, SERVICE GATE VALVES, AND FIRE HYDRANT GATE VALVES ARE TO BE CONSTRUCTED UNDER A.C. PAVEMENT. IT IS THE CONTRACTORS RESPONSIBILITY TO VERIFY THAT ALL WATER VALVES CANS DO NOT CREATE CONFLICTS WITH THE PROPOSED CURB LINE PRIOR TO PLACEMENT OF CONCRETE. ALL WATER FACILITIES SHOWN IN THESE DRAWINGS HAVE BEEN "SCALED-UP" FOR CLARITY ONLY.

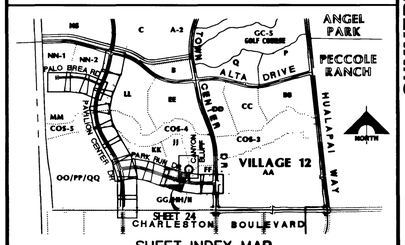

SHEET INDEX MAP

APPROVAL:

LAS VEGAS VALLEY WATER DISTRICT — DATE 2-28-97

REV.	DATE	DESCRIPTION	DATE	APP.	DATE	APP.

100% SUBMITTAL 02-05-97

RECOMMENDED
BERT A. HUGHES
P.E. NO. 10259 DATE

STATE OF NEVADA — BERT A. HUGHES — CIVIL — REGISTERED PROFESSIONAL ENGINEER — 10259

G.C. WALLACE, INC.
Engineering/Architecture
1550 SOUTH RAINBOW BLVD. LAS VEGAS, NEVADA 89102
SUMMERLIN DIVISION: (702) 363-0991
DIRECT: (702) 363-1200

SUMMERLIN
VILLAGE 12 UNIT 2C IMPROVEMENTS
PARK RUN DRIVE
PLAN & PROFILE
STA 38+00 TO 42+00

SHEET 24 OF 41

JOB NO. 62011.214

C:\DRAWINGS\VIL11-12\UNIT-2C\IMPROV\INDIGO\12IDPP24 Sat Feb 15 17:25:20 1997 by STS/GT

8552 11-31-64 107Y-4463-2C

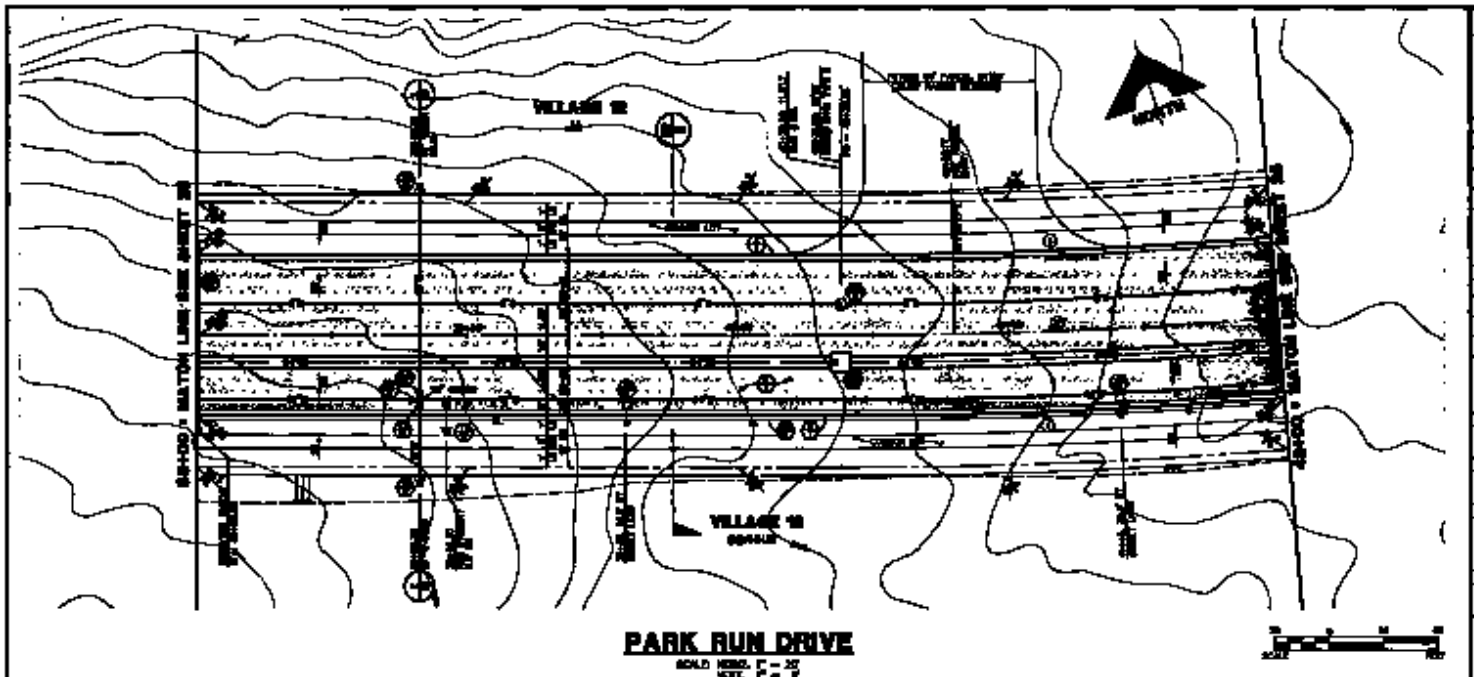

CONSTRUCTION NOTES

P.C. WALLACE, INC.

VILLAGE 10 UNIT 2B & 3B
PLAN & PROFILE
STA. 36+00 TO 43+00

SHEET 24

11-21-69 107Y-4463-2C