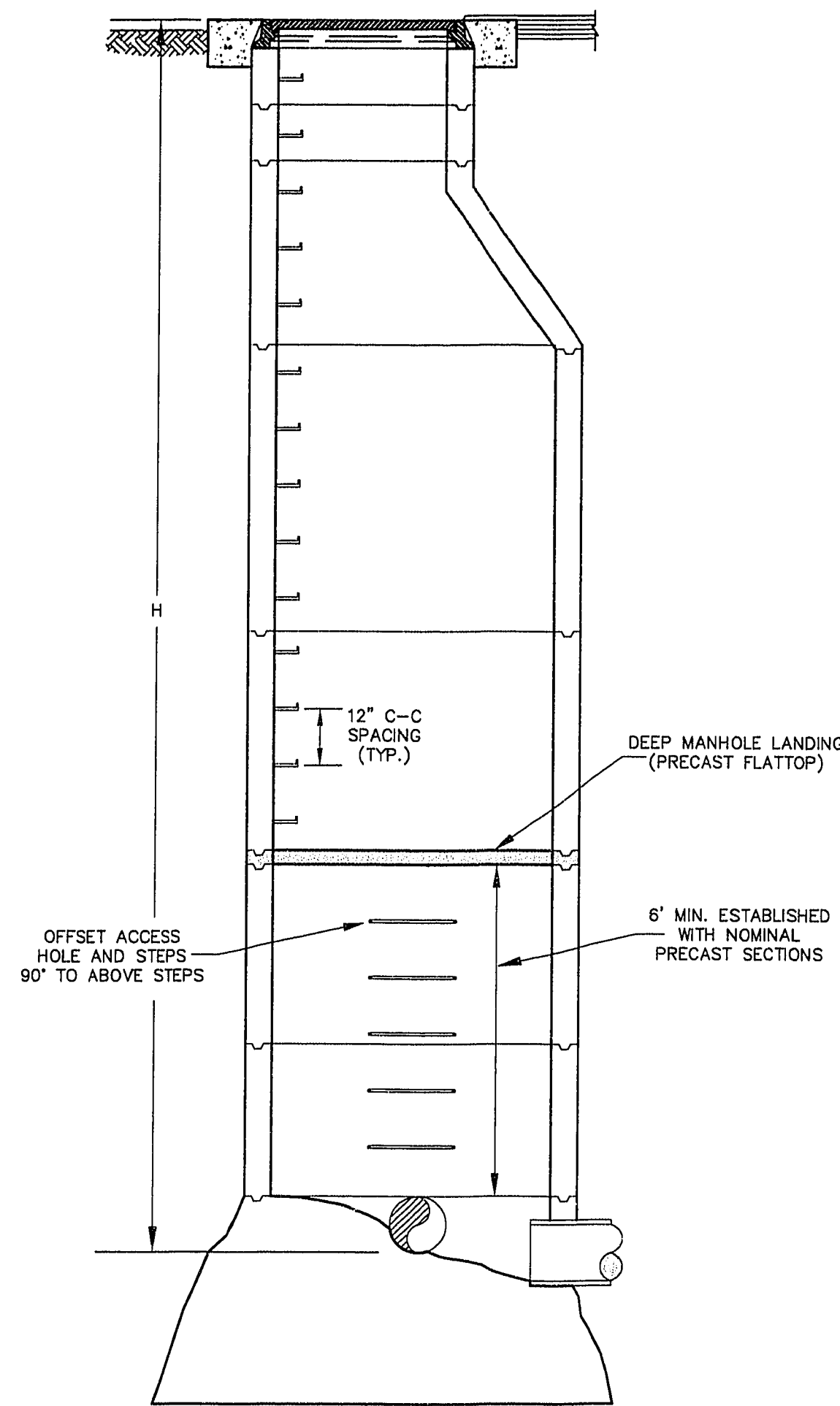


**MODIFIED TYPE 'C' DROP INLET DETAIL**  
NOT TO SCALE

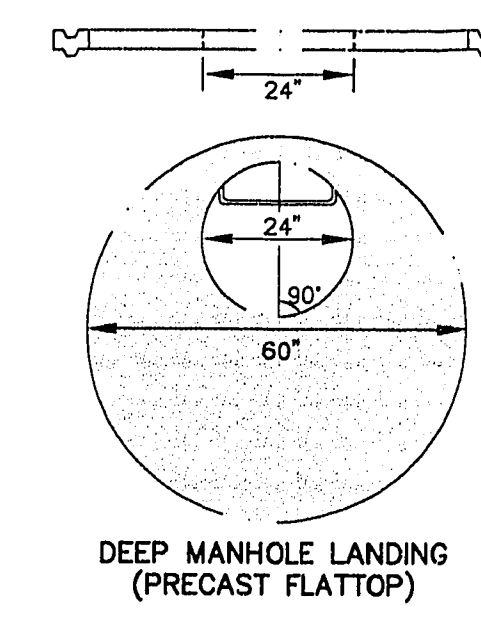
**D**  
**33**



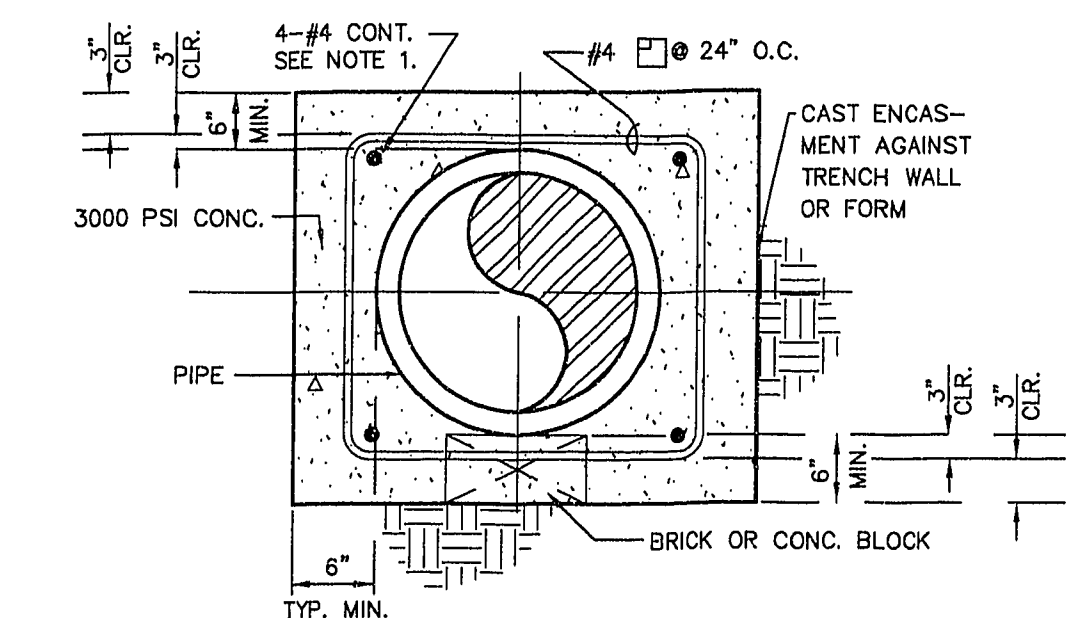
**DEEP MANHOLE LANDING DETAIL (H ≥ 18')**  
NOT TO SCALE

**E**  
**33**

**NOTES**  
DIMENSIONAL TOLERANCES, METHOD OF MANUFACTURE, REINFORCEMENT, AND CONCRETE SHALL CONFORM TO ASTM C-478. REINFORCEMENT NOT SHOWN FOR CLARITY. PRODUCTS MANUFACTURED WITH TYPE V CEMENT



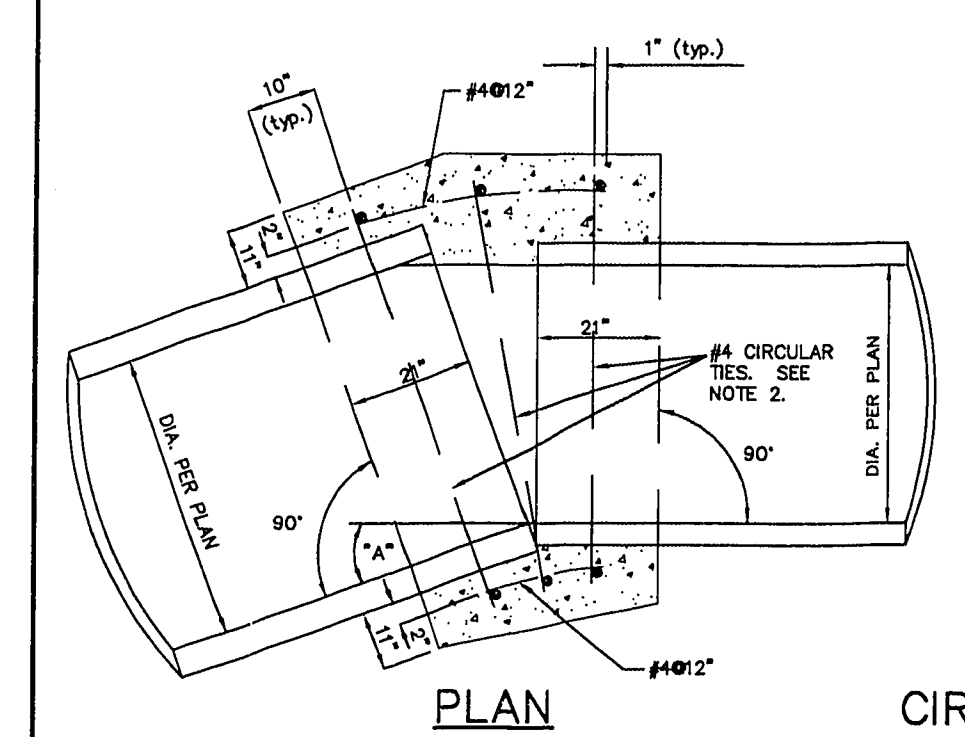
**DEEP MANHOLE LANDING (PRECAST FLATTOP)**



- NOTES:**
1. CONCRETE ENCASMENT TO EXTEND 10' PAST OUTSIDE OF WATER PIPE WHERE APPLICABLE
  2. FOR ALTERNATE AT WATER PIPE CROSSING, REFER TO CONSTRUCTION NOTE 6, SHEET 2.
  3. FOR ADDITIONAL DETAIL INFORMATION, REFER TO CLV "PIPE BEDDING METHODS," STANDARD NO. SD-11.

**CONCRETE ENCASMENT**  
NOT TO SCALE

**C**  
**33**

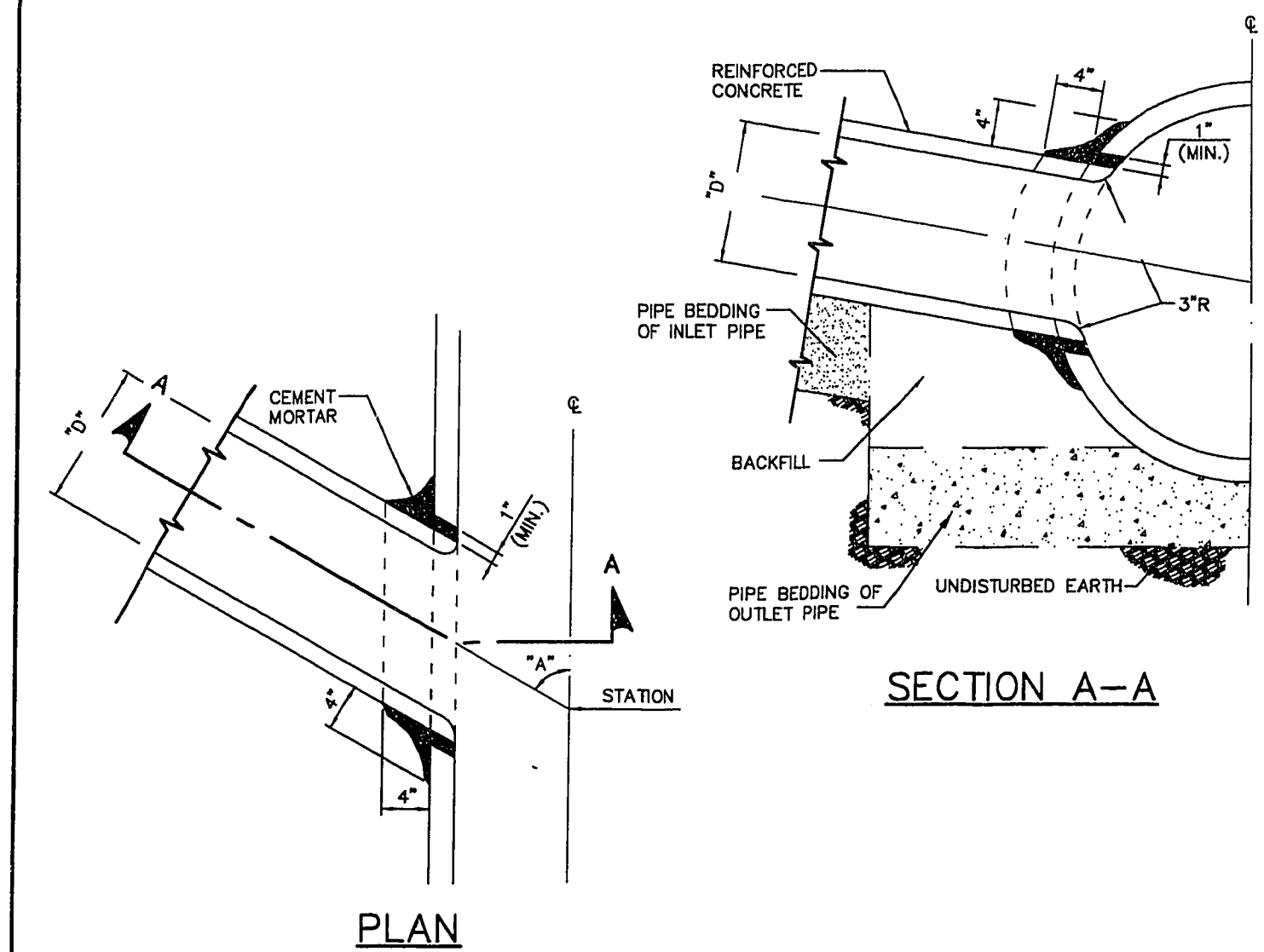


**CIRCULAR TIES:**

PIPE DIAMETER	SPACE BETWEEN PIPE EXTREMITIES	NO. OF CIRCULAR TIES
21" or less	2 1/2"	3
24" to 30"	2 1/2" or less	3
33" to 57"	2 1/2" or less	4
60" to 66"	2 1/2" or less	5


**CONCRETE COLLAR DETAIL**  
NOT TO SCALE

**B**  
**33**



**CONCRETE JUNCTION STRUCTURE DETAIL**  
NOT TO SCALE

**A**  
**33**



**G.C. WALLACE, INC.**  
Engineering/Architecture  
1555 SOUTH RAINBOW BLVD., LAS VEGAS, NEVADA 89102

**SUMMERLIN**  
**VILLAGE 12 UNIT 2C IMPROVEMENTS**  
**MISC. DETAILS**

SHEET  
**33**

SHT 33 OF 41

90% SUBMITTAL 10-29-06

C:\ORAMING\VL11-12\UNIT-2C\IMPROV\MSD\2C1M-DET Thu Feb 13 14:16:30 1997 By A.D.R.

JOB NO. 62011.214

11-31-73

107Y-4463-2C