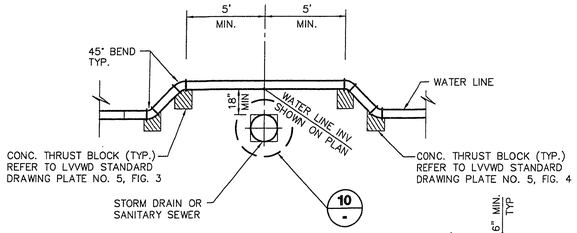

NOTE:
CONCRETE ENCASEMENT TO EXTEND 10' PAST OUTSIDE OF WATER PIPE.

CONC. ENCASEMENT DETAIL 10/-

SCALE: N.T.S.

WATER - STORM DRAIN CROSS OVER DETAIL 10/59

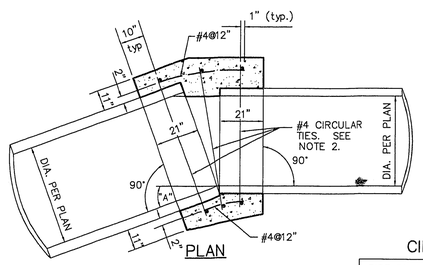

NOTES:

1. WHERE THE SLOPE OF THE UPSTREAM PIPE IS GREATER THAN THE SLOPE OF THE DOWNSTREAM PIPE, JOIN SOFFITS. WHERE THE SLOPE OF THE UPSTREAM PIPE IS LESS THAN THE SLOPE OF THE DOWNSTREAM PIPE, JOIN INVERTS.

2. WHERE THE SPACE BETWEEN THE PIPE EXTREMITIES EXCEEDS 2 1/2 INCHES, THE NUMBER OF CIRCULAR TIES SHALL BE INCREASED TO MAINTAIN A MAXIMUM SPACING OF 6 INCHES CENTER TO CENTER. CIRCULAR TIES SHALL HAVE A DIAMETER 5 INCHES GREATER THAN THE OUTSIDE DIAMETER OF THE LARGER PIPE.

CIRCULAR TIES:

PIPE DIAMETER	SPACE BETWEEN PIPE EXTREMITIES	NO. OF CIRCULAR TIES
21" or less	2 1/2"	3
24" to 30"	2 1/2" or less	3
33" to 57"	2 1/2" or less	4
60" to 66"	2 1/2" or less	5

STORM DRAIN CONC. COLLAR DETAIL 9/59

SCALE: N.T.S.

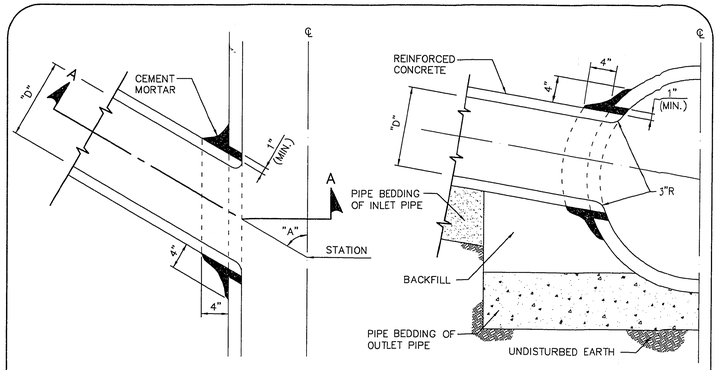

CONCRETE JUNCTION STRUCTURE DETAIL 8/59

SCALE: N.T.S.

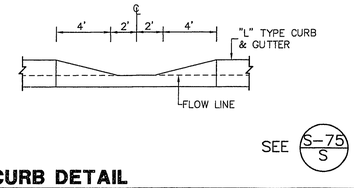

DEPRESSED CURB DETAIL 7/59

SCALE: N.T.S.

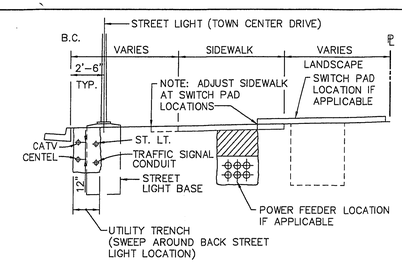

TYPICAL UTILITY LOCATION DETAIL 6/59

SCALE: N.T.S.

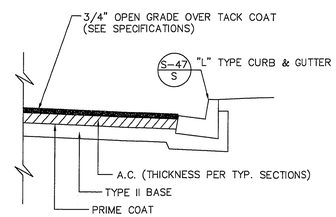

A.C. OVERLAY DETAIL 5/59

SCALE: N.T.S.

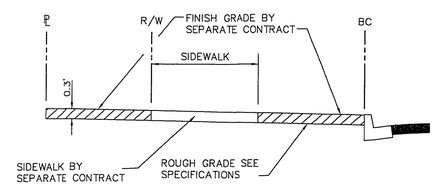

FINE GRADING DETAIL 4/59

SCALE: N.T.S.

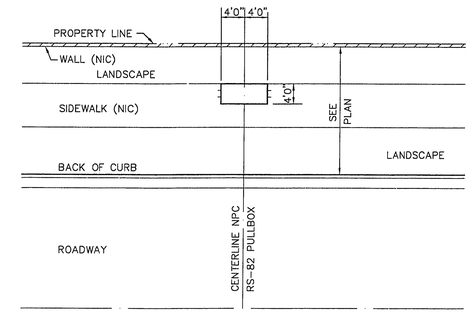

TYPICAL NPC PULL BOX LOCATION 3/59

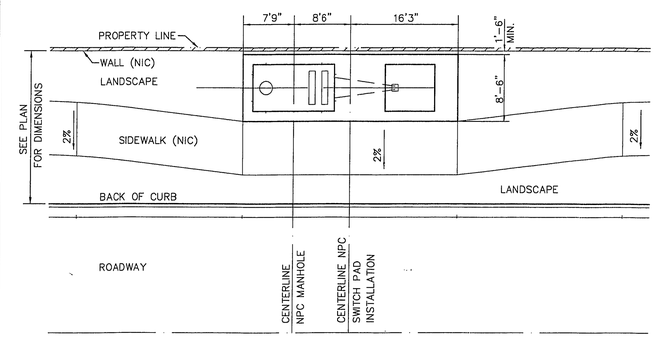

TYPICAL SIDEWALK LAYOUT AT SWITCH PADS 2/59

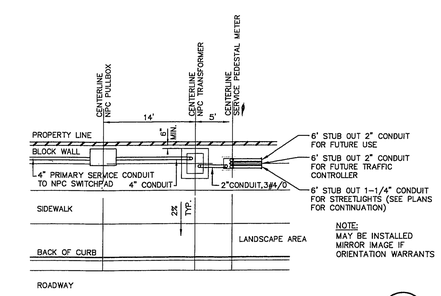

NOTE:
MAY BE INSTALLED MIRROR IMAGE IF ORIENTATION WARRANTS

TYPICAL SERVICE PEDESTAL INSTALLATION 1/59

(FOR REFERENCE ONLY)

TYPICAL N.P.C. DETAILS

SCALE: N.T.S.

APPROVAL:

LAS VEGAS VALLEY WATER DISTRICT — DATE 5/31/96

REV.	DATE	DESCRIPTION	DATE	APPROVAL

RECOMMENDED CHRISTOPHER W. ANDERSON — DATE
R.P.E. NO. 5071

STATE OF NEVADA — REGISTERED PROFESSIONAL ENGINEER — CHRISTOPHER W. ANDERSON — 5071

G.C. WALLACE, INC.
Engineering/Architecture 1555 SOUTH RAINBOW BLVD./LAS VEGAS, NEVADA 89102

SUMMERLIN
VILLAGE 11/12 THE ARBORS - UNIT 2A
MISC. DETAILS

SHEET 59
SHT 59 OF 64

FINAL SUBMITTAL

JOB NO. 62011.212

Drawing: C:\DWG\11-12\2A-1002%\112A-559.DWG

May 22, 1996 10:24:53 a.m.

11-32-183

107Y-4463-2A