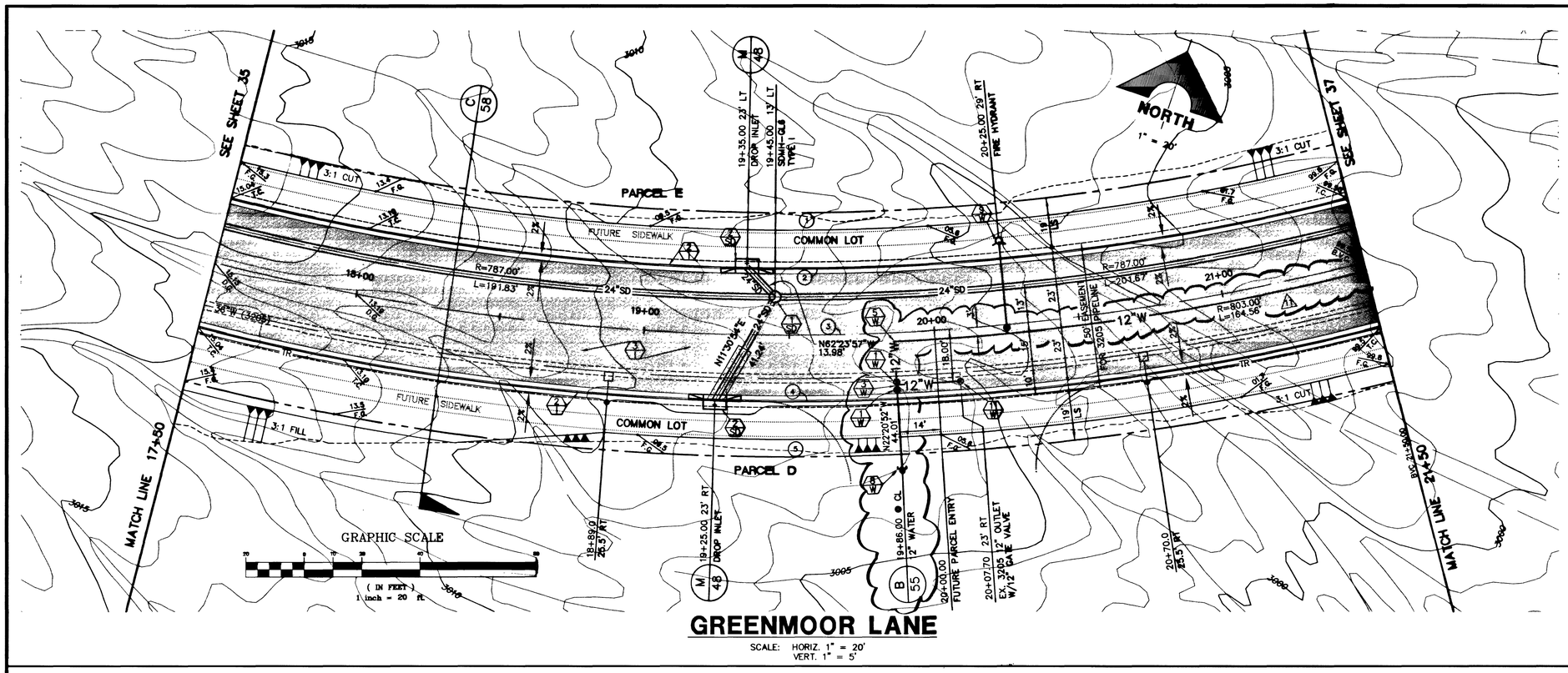

GREENMOOR LANE

SCALE: HORIZ. 1" = 20'
VERT. 1" = 5'

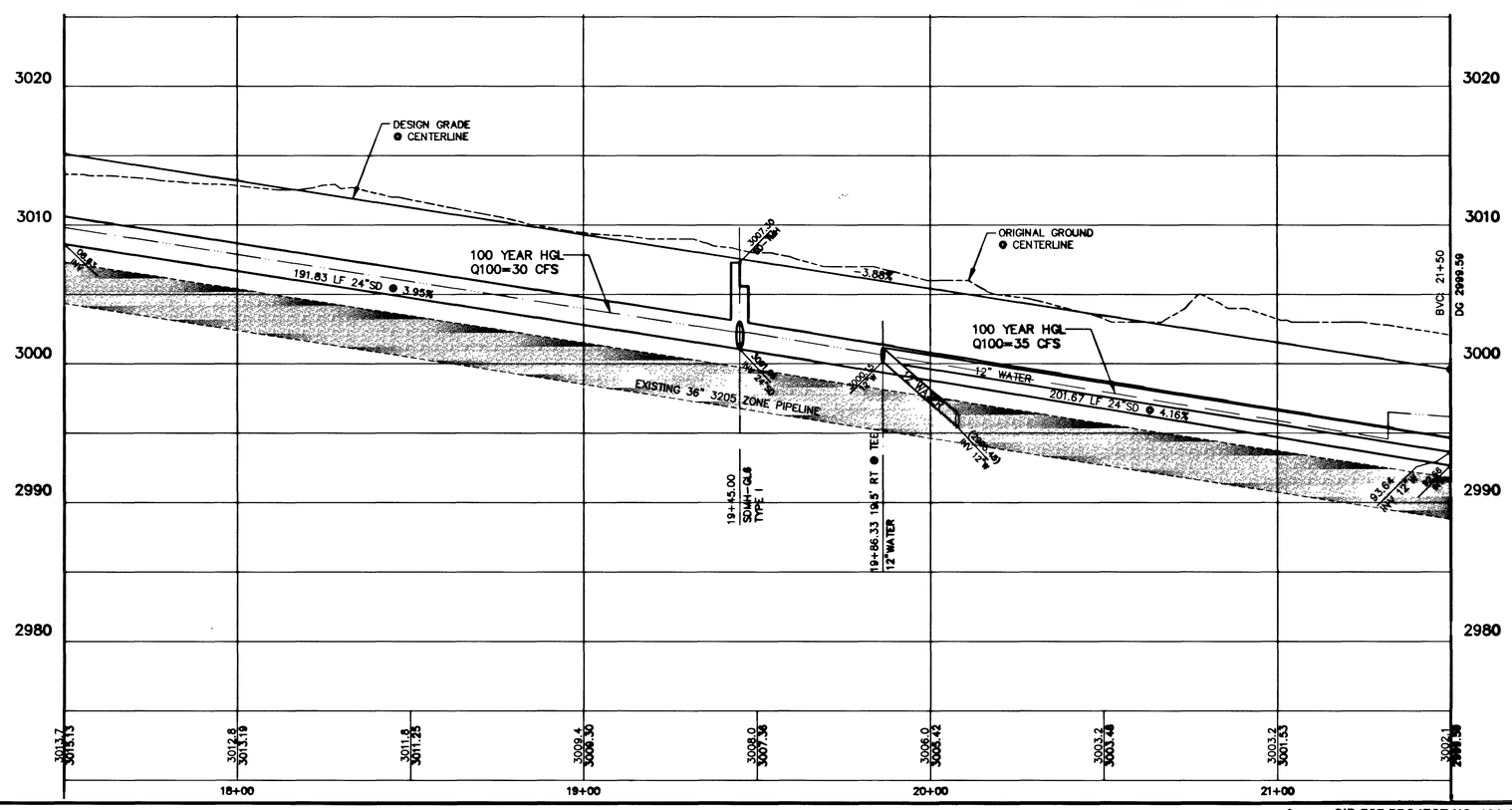

CURVE DATA

(1) INDICATES CURVE NUMBER (THIS SHEET ONLY)

CURVE	DELTA	RADIUS	LENGTH	TANGENT
1	28°38'52"	758.00'	379.00'	193.55'
2	28°38'52"	777.00'	388.50'	198.40'
3	28°38'52"	800.00'	400.00'	204.27'
4	28°38'52"	823.00'	411.50'	210.15'
5	28°38'52"	842.00'	421.00'	215.00'

CONSTRUCTION NOTES

IMPROVEMENTS

- INSTALL "A" TYPE CURB (S-50 / S)
- INSTALL "L" TYPE CURB & GUTTER (S-47 / S)
- INSTALL AC PAVEMENT PER SECTION SHEETS 56, 57, & 58
- INSTALL CROSSWALK (S-78 / S)
- INSTALL DEPRESSED CURB (S-79 / S)

WATER

INSTALL WATER PIPES PER SUMMERLIN STD. U-20

- INSTALL 12" DIA. GATE VALVE & BOX (U-34 / S)
- INSTALL 8" DIA. GATE VALVE & BOX (U-34 / S)
- INSTALL 12"X12"X12" TEE
- INSTALL 12"X12"X12"X12" CROSS
- INSTALL 12"X12" ELBOW
- INSTALL 12"X12"X8" TEE
- INSTALL 12"X12"X8"X6" CROSS
- INSTALL 2" TEMP. BLOW-OFF & CAP (U-32 / S)
- INSTALL FIRE HYDRANT ASSEMBLY COMPLETE PER (U-33 / S)
- IRRIGATION SLEEVE (U-18 / S)
- EXISTING GATE VALVE MUST BE IN CLOSED POSITION PRIOR TO REMOVAL OF CAP

STORM DRAIN

INSTALL STORM DRAIN PIPES PER SUMMERLIN STD. U-20

- INSTALL STORM DRAIN MANHOLE (D1-D10 / S)
- INSTALL 4' TYPE "A" DROP INLET (D-12 / S)
- INSTALL TYPE "B" DROP INLET (D-13 / S)
- INSTALL TYPE "C" MODIFIED DROP INLET (SEE PLANS FOR LENGTH) (D-14 / S)
- INSTALL 6' TYPE "A" DROP INLET (D-12 / S)

SEWER

INSTALL SEWER PIPES PER SUMMERLIN STD. U-20

- INSTALL SEWER MANHOLE (SD1-6 / CLV)

STREET LIGHTING

- INSTALL STREET LIGHT, SEE ELECTRICAL PLANS (E-2 / S)
- STREET LIGHT OR COMMON TRENCH, SEE ELECTRICAL PLANS

TRAFFIC

- INSTALL 2-3" CONDUIT
- INSTALL NO. 5 PULLBOX (E-32 / S)

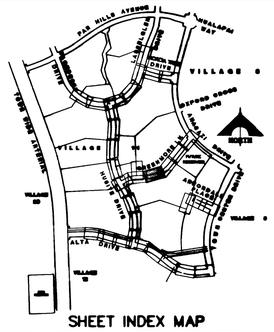

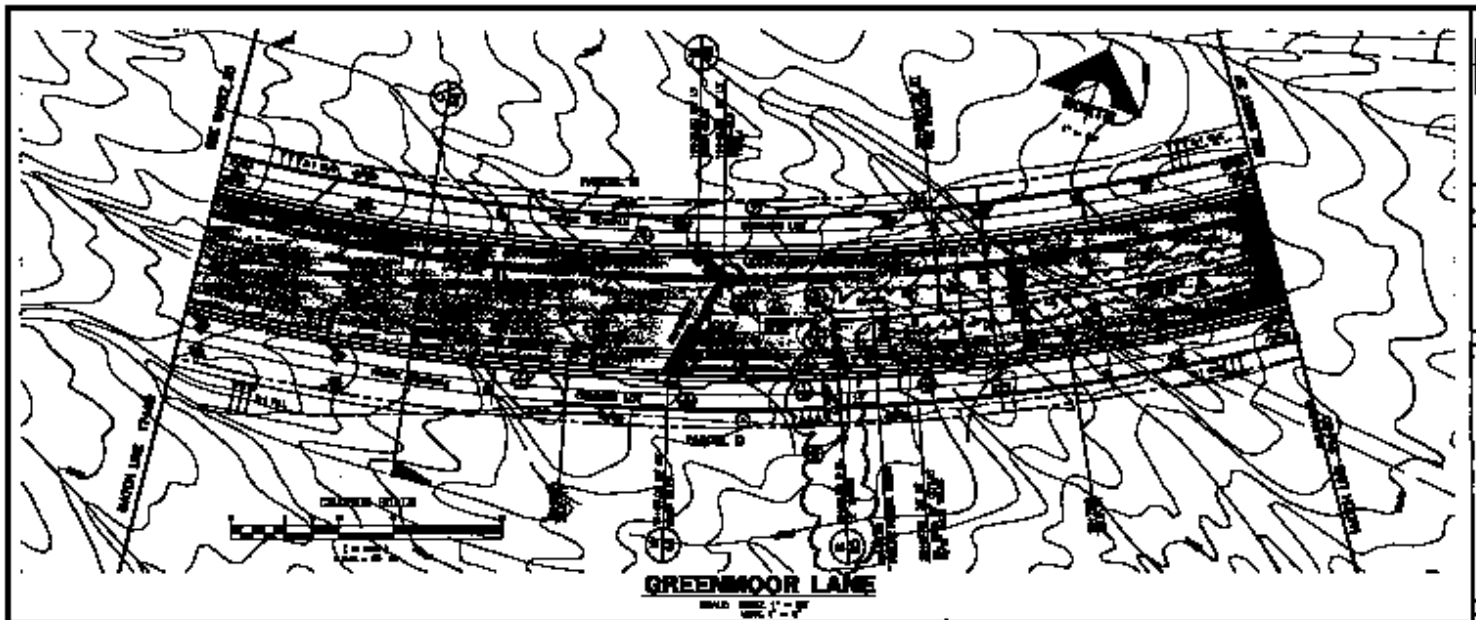

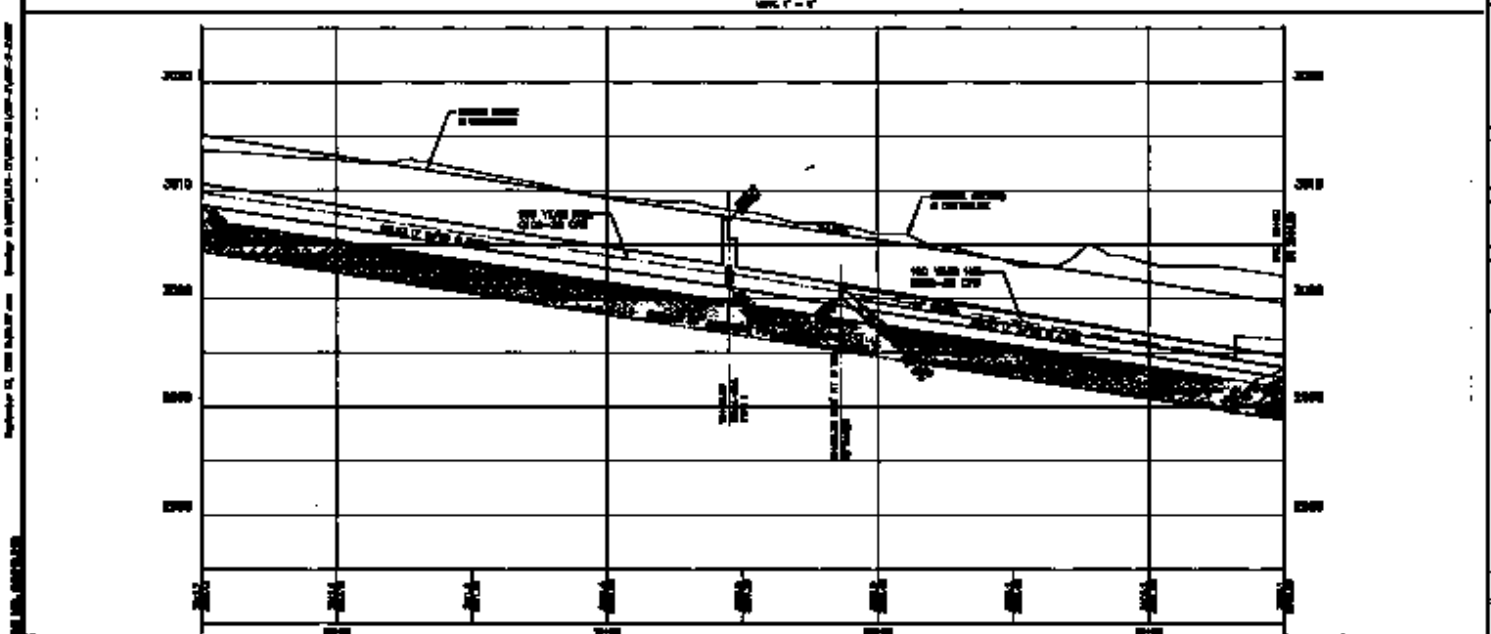

CURVE DATA

CURVE	DELTA	RADIUS	LENGTH	TANGENT

CONSTRUCTION NOTES

SHEET INDEX MAP

APPROVAL

107Y-4463-2A

SHEET 36