

MATCHLINE - SEE SHEET 18

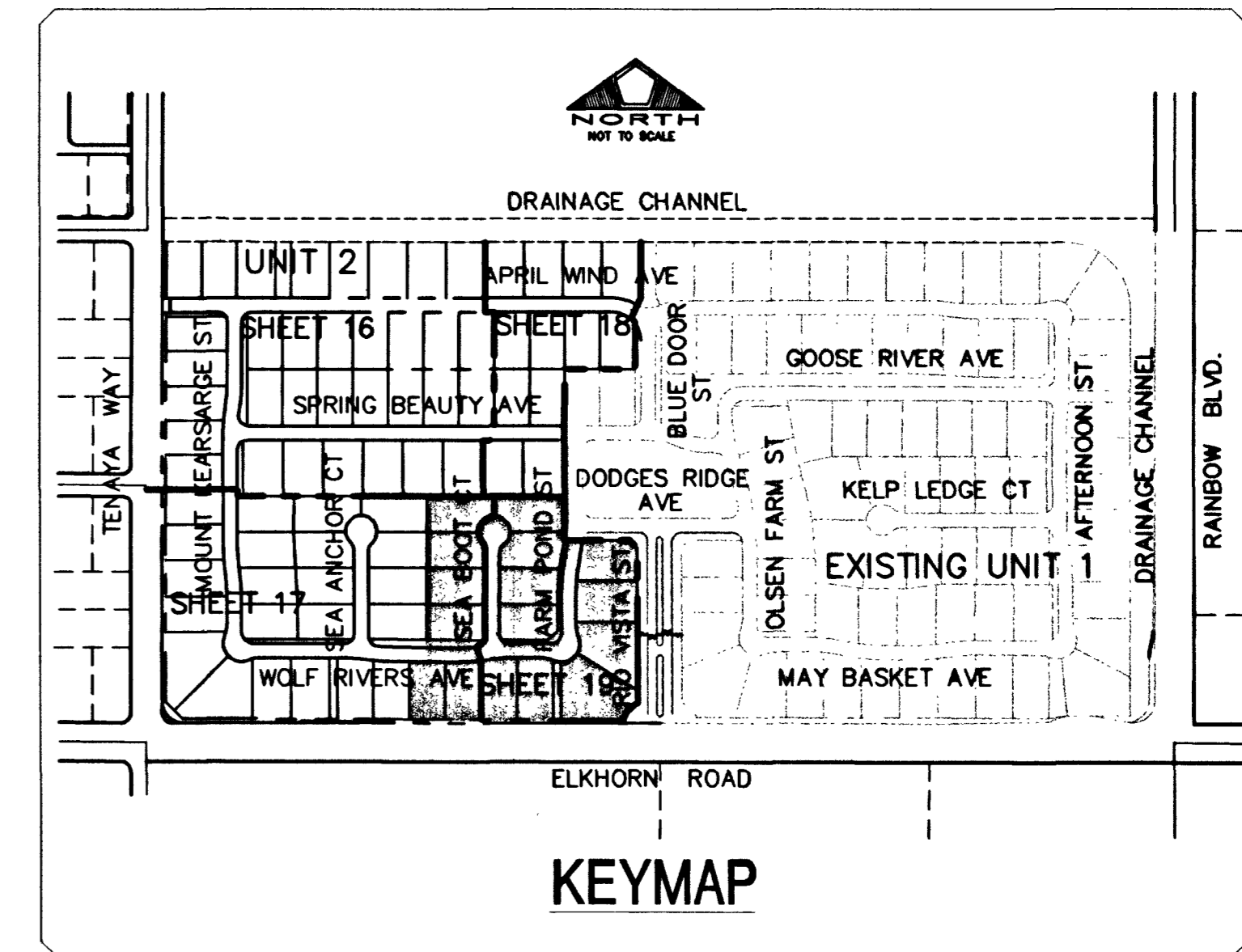
PRIVATE STREET NOTE

NOTE: ALL PRIVATE STREETS ARE PUBLIC DRAINAGE EASEMENTS, CLV SEWER AND PUE EASEMENTS TO BE PRIVATELY MAINTAINED BY THE HOME OWNERS.

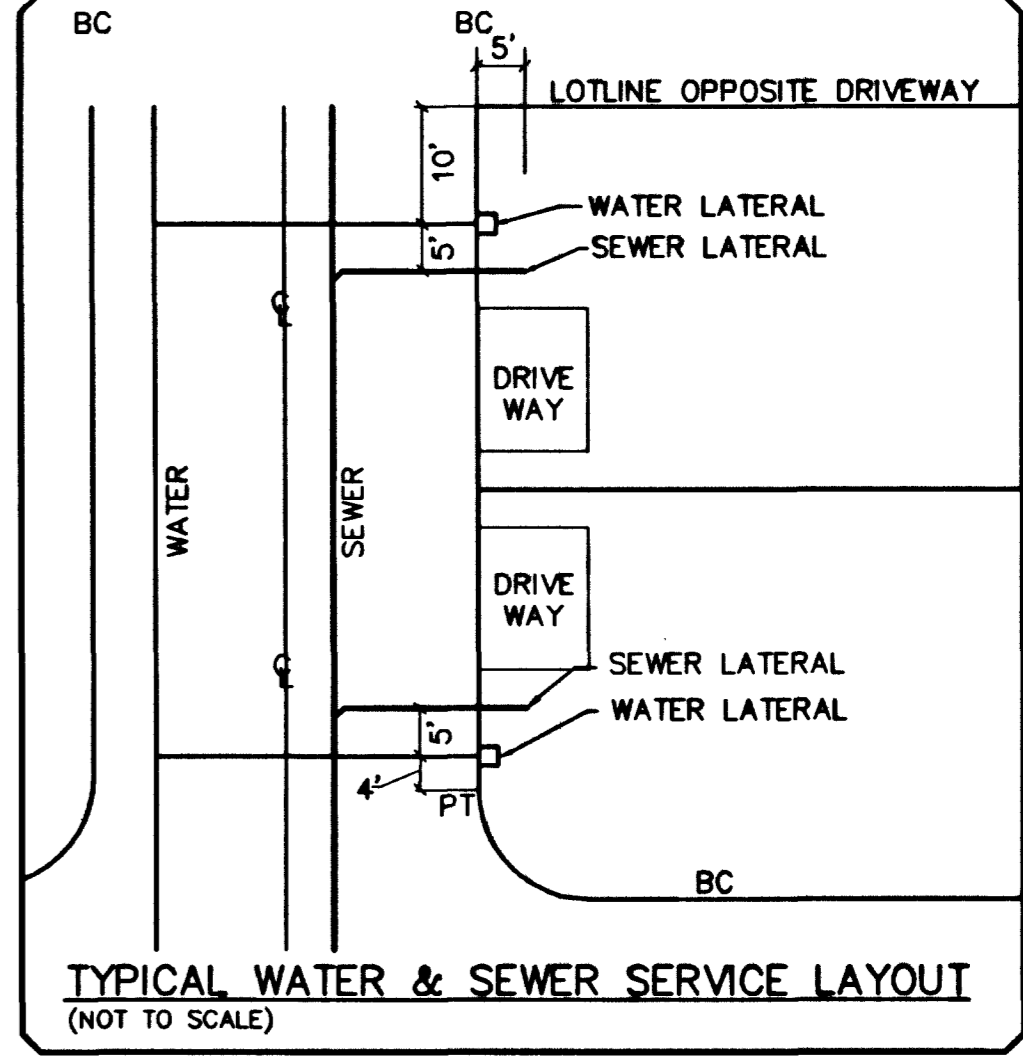
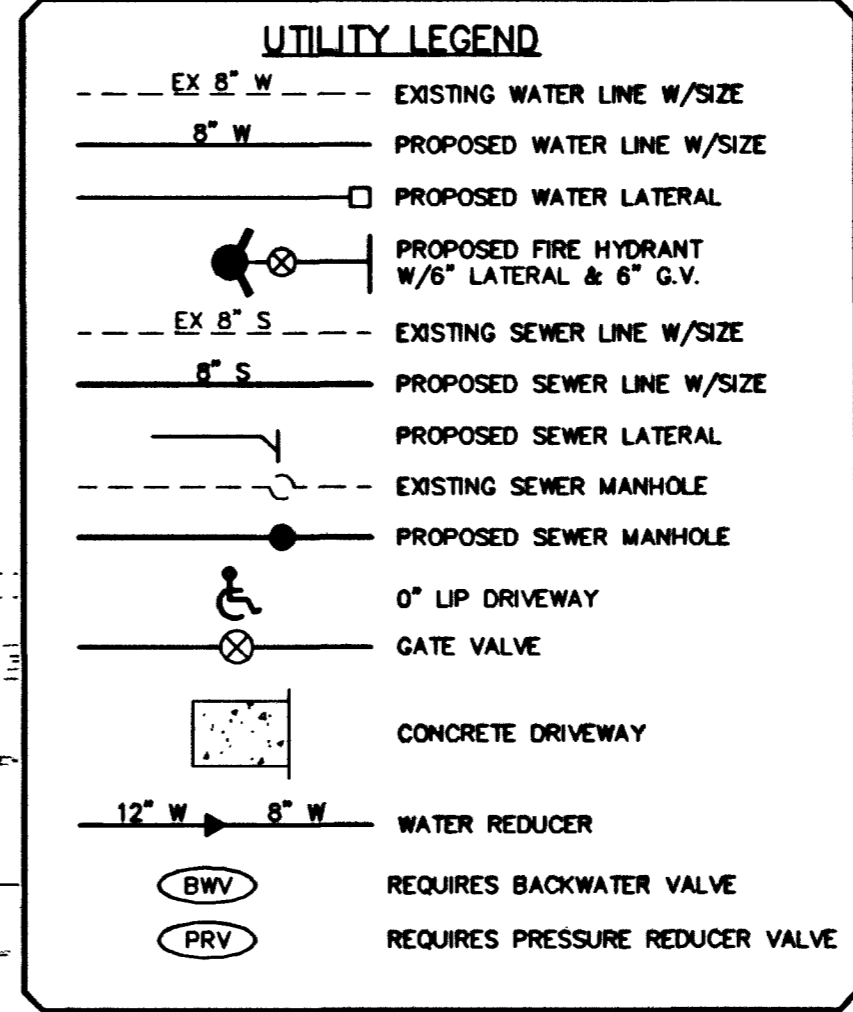


Call before you Dig. 1-800-227-2600

Call before you do Overhead. 1-702-593-6111



- LVVWD NOTES LVVWD PROJECT #27797
1. NO WORK SHALL BEG...
2. ALL WORK SHALL CONFORM TO LVVWD STANDARD PLATES...
3. ALL WORK, EXCEPT AS MODIFIED BY THESE PLANS...
4. A SINGLE PIPE MATERIAL SHALL BE USED THROUGHOUT THE PROJECT...
5. ALL SERVICE LATERALS TWO INCHES (2") IN DIAMETER AND SMALLER SHALL BE COPPER TUBING WITH LVVWD APPROVED SERVICE SADDLES...
6. ALL WATER METER BOXES SHALL BE LOCATED OUTSIDE OF DRIVEWAY AREAS...
7. ALL VALVES SHALL BE LOCATED OUTSIDE OF DRIVEWAYS, VALLEY AND CURB CUTTERS...
8. THE FOLLOWING REQUIREMENTS MUST BE MET IN THE EVENT A WATER LINE AND A SANITARY SEWER OR STORM SEWER LINE CROSS...
9. A MINIMUM EIGHTEEN INCH (18") VERTICAL SEPARATION (OUTSIDE TO OUTSIDE) MUST BE MAINTAINED WHEN THE WATER LINE IS INSTALLED OVER THE SANITARY OR STORM SEWER LINE...
9. POTABLE WATER SUPPLY QUALITY MATERIAL...
10. ALL WATER FACILITIES SHALL BE FILLED, DISINFECTED, PRESSURE TESTED, FLUSHED, FILLED AND AN ACCEPTABLE WATER SAMPLE OBTAINED PRIOR TO CONNECTION TO THE LVVWD'S DISTRIBUTION SYSTEM...
11. THE CONTRACTOR MUST OBTAIN ALL METERS TWO INCHES (2") AND SMALLER FROM LVVWD CENTRAL STORES...
12. CONSTRUCTION MAY INTERRUPT SERVICE WITH LVVWD APPROVAL AND PROPER NOTIFICATION...
13. ALL WATER FACILITY CONSTRUCTION MATERIALS USED MUST BE AS LISTED ON THE LVVWD'S PRE-APPROVED MATERIALS AND MANUFACTURERS LISTING FOR NEW FACILITIES...



REDUCED PRESSURE PRINCIPLE ASSEMBLY APPROVED REDUCED PRESSURE PRINCIPLE ASSEMBLY(S) SHALL BE INSTALLED PER THE UDACS PLATE NO. 11A. NO WATER SHALL BE TAKEN FROM A SERVICE REQUIRING BACKFLOW PREVENTION UNTIL THE REDUCED PRESSURE PRINCIPLE ASSEMBLY HAS BEEN SUCCESSFULLY TESTED BY THE LVVWD.

ESTIMATE OF WATER QUANTITIES table listing items like 6" PVC WATER MAIN, 8" PVC WATER MAIN, 3/4" WATER METER, etc.

- WATER FITTINGS LEGEND: 1 8" TEE, 2 8" 45° BEND, 3 8"x6" REDUCER, 4 8" 90° BEND, 5 8" GATE VALVE, 6 FIRE HYDRANT ASSY., 7 2" BLOW-OFF ASSEMBLY W/CAP PER UDACS PLATE 4, 8 8" 11.25° BEND

SANITARY SEWER MANHOLE SCHEDULE table with columns for MH# TYPE, STATION, OFFSET, RIM EL, INV EL, etc.

BENCHMARK CITY OF LAS VEGAS BENCHMARK NO. 1L990 115'W. RIVET AND PLATE IN TOP OF CURB, SOUTHEAST CORNER OF RAINBOW BLVD AND PLANAGAN DRIVE.

NOTE: INSTALL PIPELINE MARKER BALLS IN TRENCH ABOVE EACH HORIZONTAL ELBOW FITTING...

REDUCED PRESSURE PRINCIPLE ASSEMBLY (1) 1" APPROVED REDUCED PRESSURE PRINCIPLE ASSEMBLY(S) SHALL BE INSTALLED PER THE UDACS PLATE NO. 11A. NO WATER SHALL BE TAKEN FROM A SERVICE REQUIRING BACKFLOW PREVENTION UNTIL THE REDUCED PRESSURE PRINCIPLE ASSEMBLY HAS BEEN SUCCESSFULLY TESTED BY THE LVVWD.

Vertical sidebar containing project information: DATE 6/9/2003, DRAWN BY S.L.Y., DESIGNED BY D.L., CHECKED BY R.P.S., ADA CHECKED R.M.C., JOB NO. 8817028, SCALE 1"=40', and logos for Stantec and Pulte Homes.

APPROVALS Robert Bell 6/10/03 CITY FIRE MARSHAL DATE

