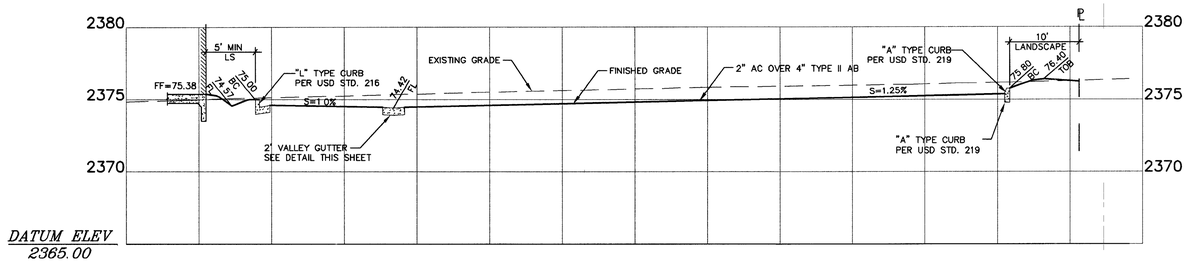

SECTION A / D1

SCALE: 1" = 10' (H)
1" = 5' (V)

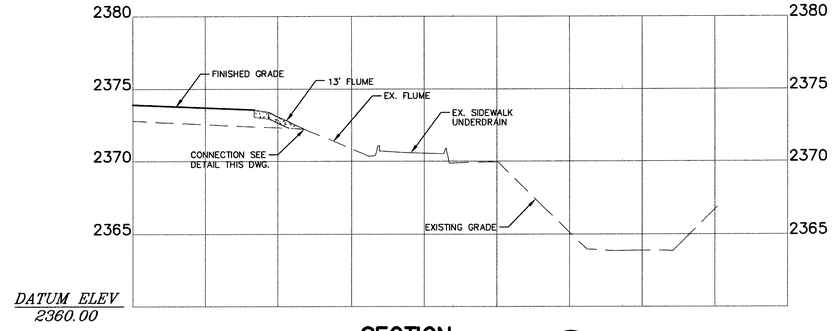

SECTION F / D1

SCALE: 1" = 10' (H)
1" = 5' (V)

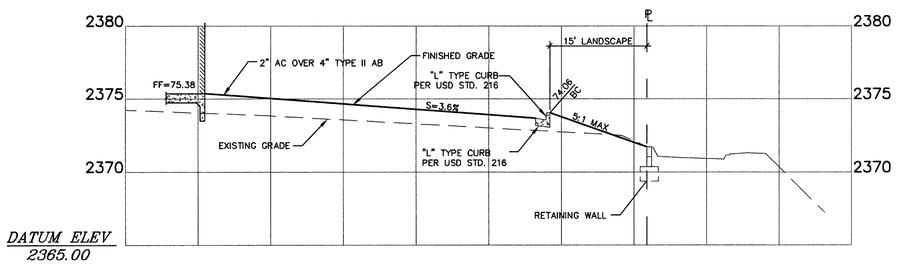

SECTION B / D1

SCALE: 1" = 10' (H)
1" = 5' (V)

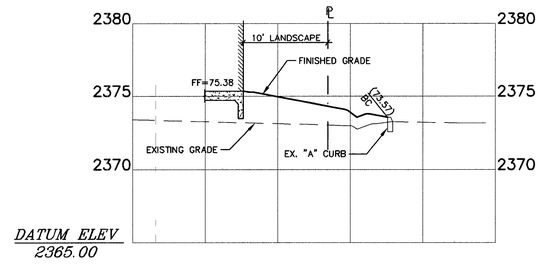

SECTION C / D1

SCALE: 1" = 10' (H)
1" = 5' (V)

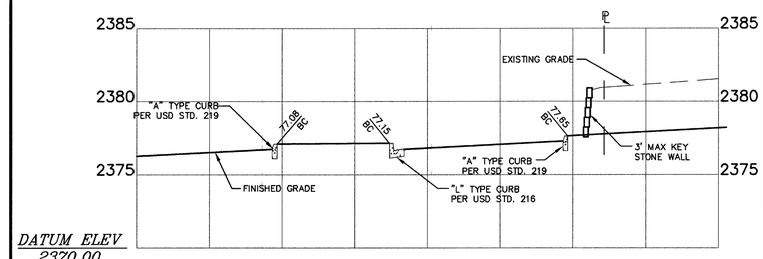

SECTION G / D1

SCALE: 1" = 10' (H)
1" = 5' (V)

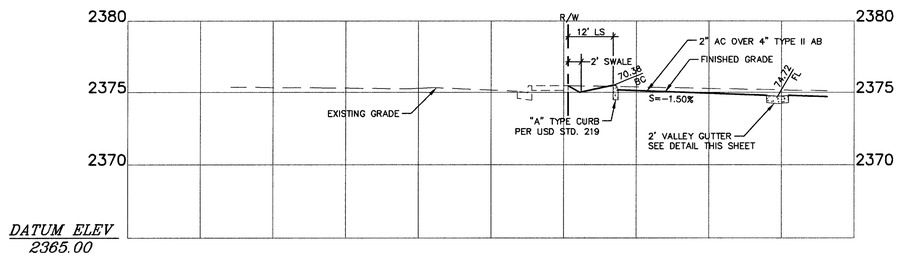

SECTION D / D1

SCALE: 1" = 10' (H)
1" = 5' (V)

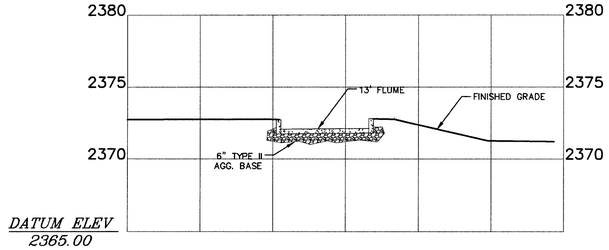

SECTION E / D1

SCALE: 1" = 10' (H)
1" = 5' (V)

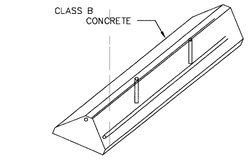

NOTES:

1. PRECAST BUMPER BLOCK TO BE USED IN PARKING LOTS ONLY
2. GROUT HOLE BEFORE DRIVING SPIKE, FILL HOLE WITH CONCRETE MORTAR & FINISH FLUSH WITH TOP

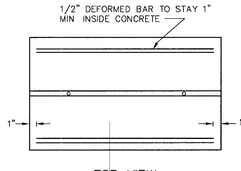

TOP VIEW

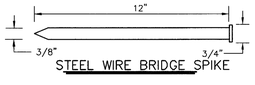

STEEL WIRE BRIDGE SPIKE

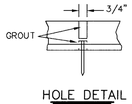

HOLE DETAIL

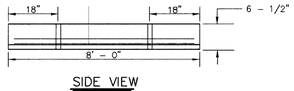

SIDE VIEW

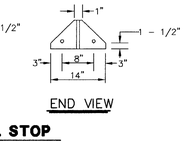

END VIEW

PRE-CAST WHEEL STOP

SCALE: NONE

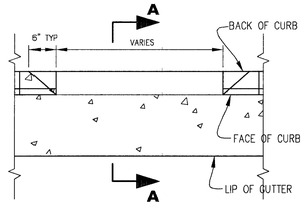

PLAN VIEW

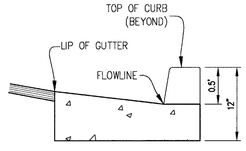

SECTION A

DEPRESSED 'L' CURB

SCALE: NONE

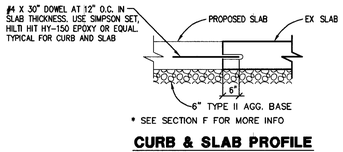

* SEE SECTION F FOR MORE INFO

CURB & SLAB PROFILE

SCALE: NONE

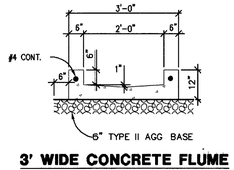

3' WIDE CONCRETE FLUME

SCALE: NONE

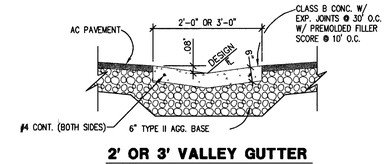

2' OR 3' VALLEY GUTTER

SCALE: NONE

8480

REV	DATE	BY	REVISION

WRIGHT ENGINEERS
7425 PEAK DRIVE
LAS VEGAS, NEVADA 89128
TEL (702) 933-7000
FAX (702) 933-7001
CIVIL STRUCTURAL MEP SURVEYING

WRIGHT ENGINEERS

THOMAS & MACK DEVELOPMENT GROUP

WRIGHT WORLD HEADQUARTERS II

DETAILS & SECTIONS

DRAWN BY: BSL DATE: 02/23/05
DESIGNED BY: BSL/JSM DATE: 02/23/05
CHECKED BY: JSM DATE: 02/23/05
SCALE: 1"=50'
PROJECT NO: 2510901

PROFESSIONAL ENGINEER STATE OF NEVADA
JEREMY S McCAY
Exp. 12/31/05
CIVIL
No. 15797
10/3/05

SHEET D1
5 OF 6 SHEETS

DRAWING NO. 107V3620-2