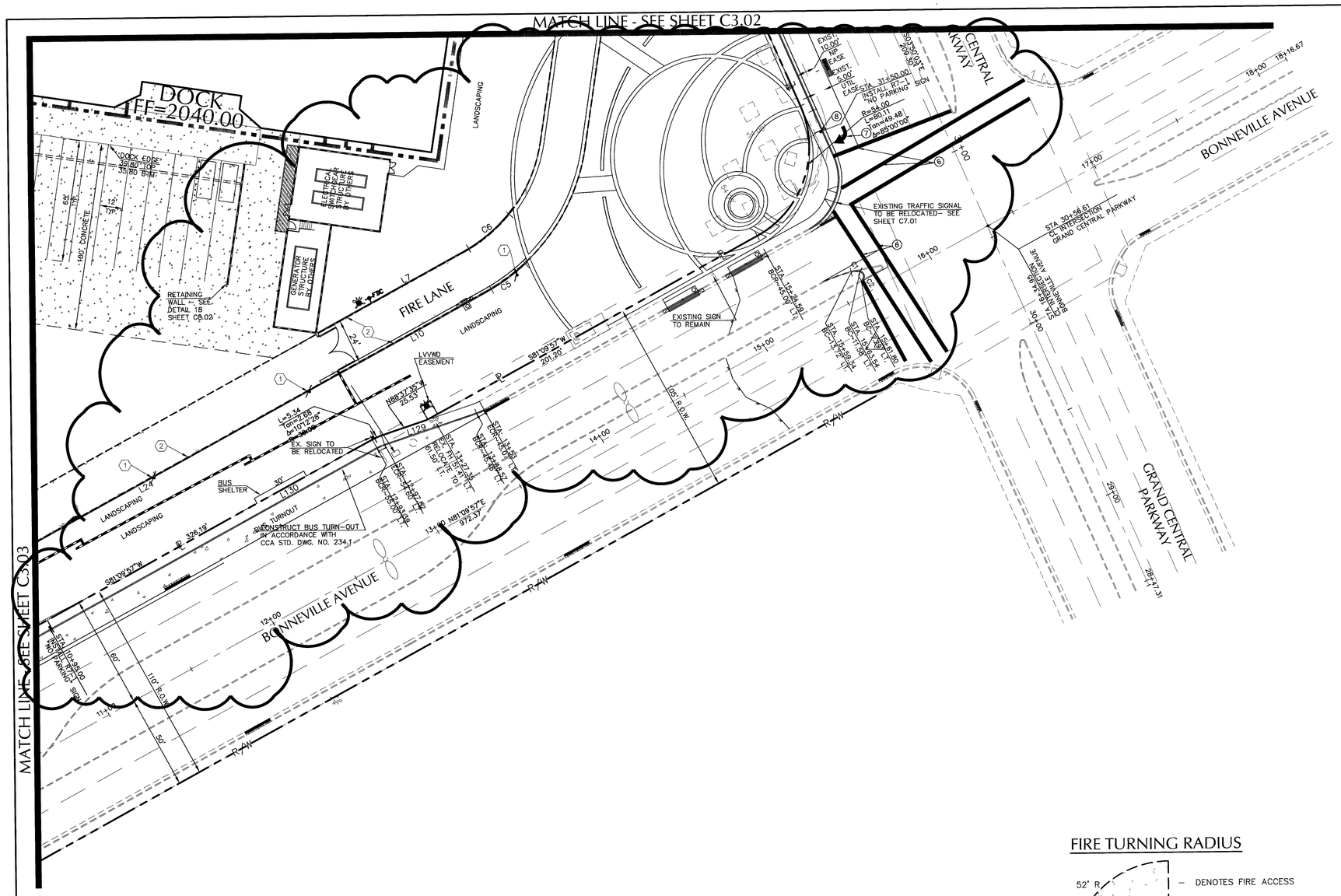

GRAPHIC SCALE

30 0 15 30 60 120

(IN FEET)
1 inch = 30 ft.

BASIS OF BEARING

MONUMENT CENTERLINE OF BONNEVILLE AVENUE, BEING N 81°09'57" E AS DELINEATED ON "PARKWAY CENTER" BOOK 53, PAGE 61 OF PLATS.

BENCHMARK

CITY OF LAS VEGAS BM NO. OLV01 33E6, A RIVET AND SQUARE PLATE IN THE NORTHWEST CURB RETURN OF BONNEVILLE AVE. @ GRAND CENTRAL PARKWAY
ELEV: 2036.09 NAVD 88

FIRE LANE NOTES

1. INSTALL "FIRE LANE" SIGNS PER DETAIL THIS SHEET.
2. PAINT CURB RED.

FIRE LANE LEGEND

- INDICATES HANDICAP ACCESSIBLE ROUTE
- INDICATES RED PAINTED CURB WITH "NO PARKING FIRE LANE" PAINTED EVERY 50 FT.
- INDICATES FIRE LANE LIMITS, 24' MIN.
- INDICATED PROPOSED LOCATION OF FIRE LANE SIGNS TO BE PLACES AT 100' INCREMENTS. FIRE LANE SIGNS SHALL CONFORM TO CLARK COUNTY FIRE DEPARTMENT UNIFORM GUIDELINES
- FH — INDICATES EXISTING FIRE HYDRANT
- FH — INDICATES PROPOSED FIRE HYDRANT
- FDC — INDICATES APPROXIMATE LOCATION OF PROPOSED FIRE DEPARTMENT CONNECTION (FDC)

R=52'
R=28'
(TYPICAL)
TURNING RADIUS

LEGEND

EXISTING	PROPOSED	
		RIGHT-OF-WAY
		CENTERLINE
—W—	—W—	WATER LINE
—SS—	—SS—	SANITARY SEWER LINE
—G—	—G—	GAS LINE
—SD—	—SD—	STORM DRAIN
—E—ø—	—E—ø—	POWER LINE / POWER POLE
—T—	—T—	TELEPHONE LINE
		FIRE HYDRANT
		WATER VALVE
		METERS / PULL BOXES
		REDUCER
		MANHOLE
		CLEANOUT
—00—	—00—	CONTOUR

STREET LIGHTS

- 100 W H.P.S.
- 150 W H.P.S.
- 200 W H.P.S.
- 250 W H.P.S.

EXISTING	PROPOSED	
		SCREEN / RETAINING WALL
		FENCE
	FF=0.00	FINISH FLOOR
(0.00) C.O. INV	0.00 C.O. INV.	CLEANOUT INVERT ELEVATION
(0.00)	0.00	FLOW LINE
1863.99 (0.00) (0.00)	0.00 F.G.	FINISH GRADE
(0.00) B S W	0.00 B.S.W.	BACK OF SIDEWALK
(0.00) T.C.	0.00	TOP OF CURB
(0.00) T O W	0.00 T.O.W.	TOP OF WALL
		TYPE "L" CURB & GUTTER
		TYPE "A" CURB
		CONCRETE
	C	COMPACT PARKING SPACE

FIRE TURNING RADIUS

52' R
28' R
– DENOTES FIRE ACCESS

SIGNAGE & STRIPING NOTES

1. INSTALL WHITE PAINTED HATCH LINES 45°AT 3' O.C. (TYP.)
2. INSTALL PAINTED HANDICAP PARKING SYMBOL. (TYP.)
3. INSTALL 6' CONCRETE PARKING BLOCK (1 EACH STALL). (TYP.)
4. INSTALL R7-8 "RESERVED PARKING SIGN" (12"x18") (1 EACH STALL).
5. INSTALL ADDED TURN LANE PER CCA STD. DWG. NO. 246.
6. INSTALL COLD POLYMER FILM CROSSWALK AND STOP BAR AS SHOWN PER CCA STD. DWGS. NO. 254.
7. INSTALL COLD POLYMER FILM MARKINGS AS SHOWN.
8. INSTALL R3-7(R) SIGN (30"x30").
9. INSTALL R1-1 "STOP SIGN". (30"x30")

ALL DIMENSIONS ARE TAKEN FROM FACE OF CURB UNLESS OTHERWISE NOTED.

REFER TO SHEET C3.05 FOR CURVE AND LINE DATA

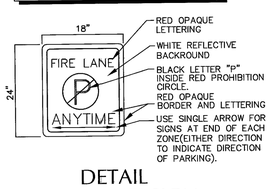

DETAIL
"FIRE LANE" SIGN
N.T.S.

CLV FIRE MARSHAL — DATE

AVOID HITTING OVERHEAD POWER LINES. IT'S COSTLY.
CALL BEFORE YOU DO OVERHEAD
CALL 1-702-227-2929
AVOID CUTTING UNDERGROUND UTILITY LINES. IT'S COSTLY.
Call before you Dig.
1-800-227-2600
UNDERGROUND SERVICE (USA)

MARTIN & MARTIN ASSUMES NO RESPONSIBILITY FOR EXISTING UTILITY LOCATIONS AND ELEVATIONS. THE UTILITIES SHOWN ON THIS DRAWING HAVE BEEN PLOTTED FROM THE BEST AVAILABLE INFORMATION. IT IS, HOWEVER, THE CONTRACTOR'S RESPONSIBILITY TO FIELD VERIFY THE LOCATION AND ELEVATION OF ALL UTILITIES PRIOR TO THE COMMENCEMENT OF ANY CONSTRUCTION. CONTRACTOR TO FIELD VERIFY ALL EXISTING SITE CONDITIONS PRIOR TO CONSTRUCTION. IF A CONFLICT EXISTS BETWEEN WHAT IS SHOWN ON THESE DRAWINGS AND WHAT EXISTS IN THE FIELD, THE CONTRACTOR IS TO NOTIFY THE ARCHITECT OR ENGINEER IMMEDIATELY.

SIGHT VISIBILITY ZONE:
NO STRUCTURE, VEGETATION OR OBJECT OF ANY KIND IS PERMITTED OVER TWENTY-FOUR (24) INCHES IN HEIGHT (MEASURED FROM THE TOP OF THE ADJACENT CURB IF CURB EXISTS) WITHIN THE SITE VISIBILITY ZONES.

SHEET INDEX

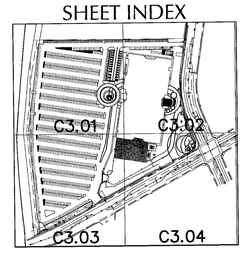

no	description of revisions	date	name
1	REVISED SITE PLAN/ADDED OFFSITES	3/1/05	JRW

WORLD MARKET CENTER
350 S. Beverly Hills Dr. Suite 330
Beverly Hills CA. 90212
phone: (310)284-8600
fax: (310)284-8100

MARTIN & MARTIN
CIVIL ENGINEERS
2101 S. JONES, SUITE 120
LAS VEGAS, NV 89146
PHONE (702) 248-8000
FAX (702) 248-8070

sheet: HORIZONTAL CONTROL & FIRE LANE PLAN/ SIGNAGE & STRIPING PLAN

title: WORLD MARKET CENTER PHASE I

date	9/12/03
job number	1913.01
design by	JON R. WAKENHUT, P.E.
drawn by	D. BUTZ
checked by	JAMES R. DAVIS, P.E.

seal: PROFESSIONAL ENGINEER - STATE OF NEVADA — JAMES R. DAVIS — Exp. 12-31-06 — CIVIL — No. 8292

sheet
C3.04
SHEET 8 OF 25

drawing number
10713916

REPLOT

~~77804~~ 77808