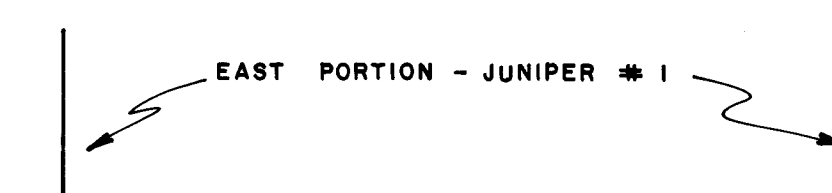
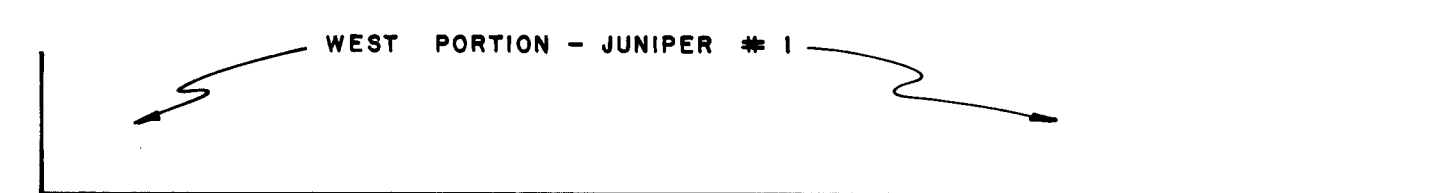


DRIVE

ACACIA



22	44	66	88	110
21	43	65	87	109
20	42	64	86	108
19	41	63	85	107
18	40	62	84	106
17	39	61	83	105
16	38	60	82	104
15	37	59	81	103
14	36	58	80	102
13	35	57	79	101

132	154	176	198	220
131	153	175	197	219
130	152	174	196	218
129	151	173	195	217
128	150	172	194	216
127	149	171	193	215
126	148	170	192	214
125	147	169	191	213
124	146	168	190	212
123	145	167	189	211

242	264	286	308	330
244	263	285	307	329
240	262	284	306	328
239	261	283	305	327
238	260	282	304	326
237	259	281	303	325
236	258	280	302	324
235	257	279	301	323
234	256	278	300	322
233	255	277	299	321

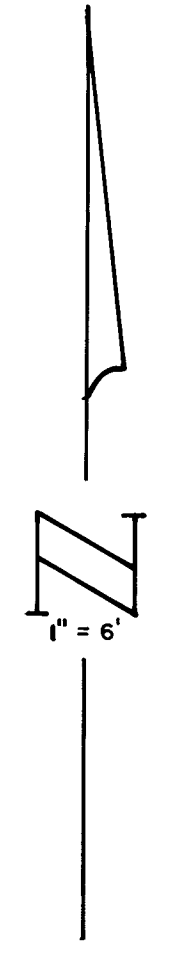
12	34 ZUSSMAN, GLADYS 4 - 29 - 87	56 KASSELL, TRUDYE 6 - 23 - 87	78 KADISHOV, HAZEL (CREMAINS) 3 - 4 - 88	100
11	33	55	77	99
10	32 MARLIN, RITA 5 - 4 - 87	54 KOLAZEK, ABRAHAM 7 - 21 - 87	76	98
9	31	53	75	97
8	30 WOLFE, HARRIS MORRIS 6 - 12 - 87	52	74	96
7	29	51 SHIMKIN, ELEANOR 10 - 4 - 87	73	95
6	28 FREIDENBERG, LOTTIE 5 - 26 - 87	50	72	94
5	27 BARNER, MIRIAM KURMAN 1 - 22 - 88	49 RUBIN, IRVING 10 - 28 - 87	71	93
4	26	48 BERNSTEIN, CHARLES 10 - 29 - 87	70	92
3	25	47	69	91
2	24	46	68 FARBER, JOSEPH 3 - 11 - 88	90
1	TREE	45	67 TREE	89

122	144	166	188	210
121	143	165	187	209
120	142	164	186	208
119	141	163	185	207
118	140	162	184	206
117	139	161	183	205
116	138	160	182	204
115	137	159	181	203
114	136	158	180	202
113	135	157	179	201
112	134	156	178	200
111	133	155	177	199

232	254	276	298	320
231	253	275	297	319
230	252	274	296	318
229	251	273	295	317
228	250	272	294	316
227	249	271	293	315
226	248	270	292	314
225	247	269	291	313
224	246	268	290	312
223	245	267	289	311
222	244	266	288	310
221	243 TREE	265	287	309

INGLEWOOD

DRIVE



213-39

W.A.		Scale (1" = 6')	Scale (1" = 6')	Date	Date
Fid. bk. no.		Date 11 / 1 / 88		Date	
Design by		Drawn by NORMA GOMEZ		Date	
Engineering Design Division					
SINAI SECTION # 2 WEST PORTION					
WOODLAWN CEMETERY 4' X 9' PLOTS					
Department of Public Services					
CITY OF LAS VEGAS, NEVADA					
Drawing no. 686 - 13					
8					