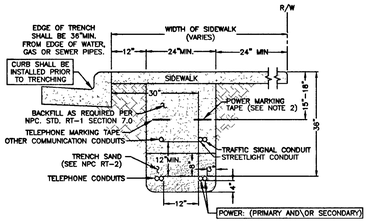

SIDEWALK TRENCH DETAIL

NPC U.G. STD. RT-7 (REV. 4/8/02)
(RESIDENTIAL OR COMMERCIAL)

TRENCH DETAIL

NPC U.G. STD. RT-8 (REV. 4/8/02)
(RESIDENTIAL SERVICE)

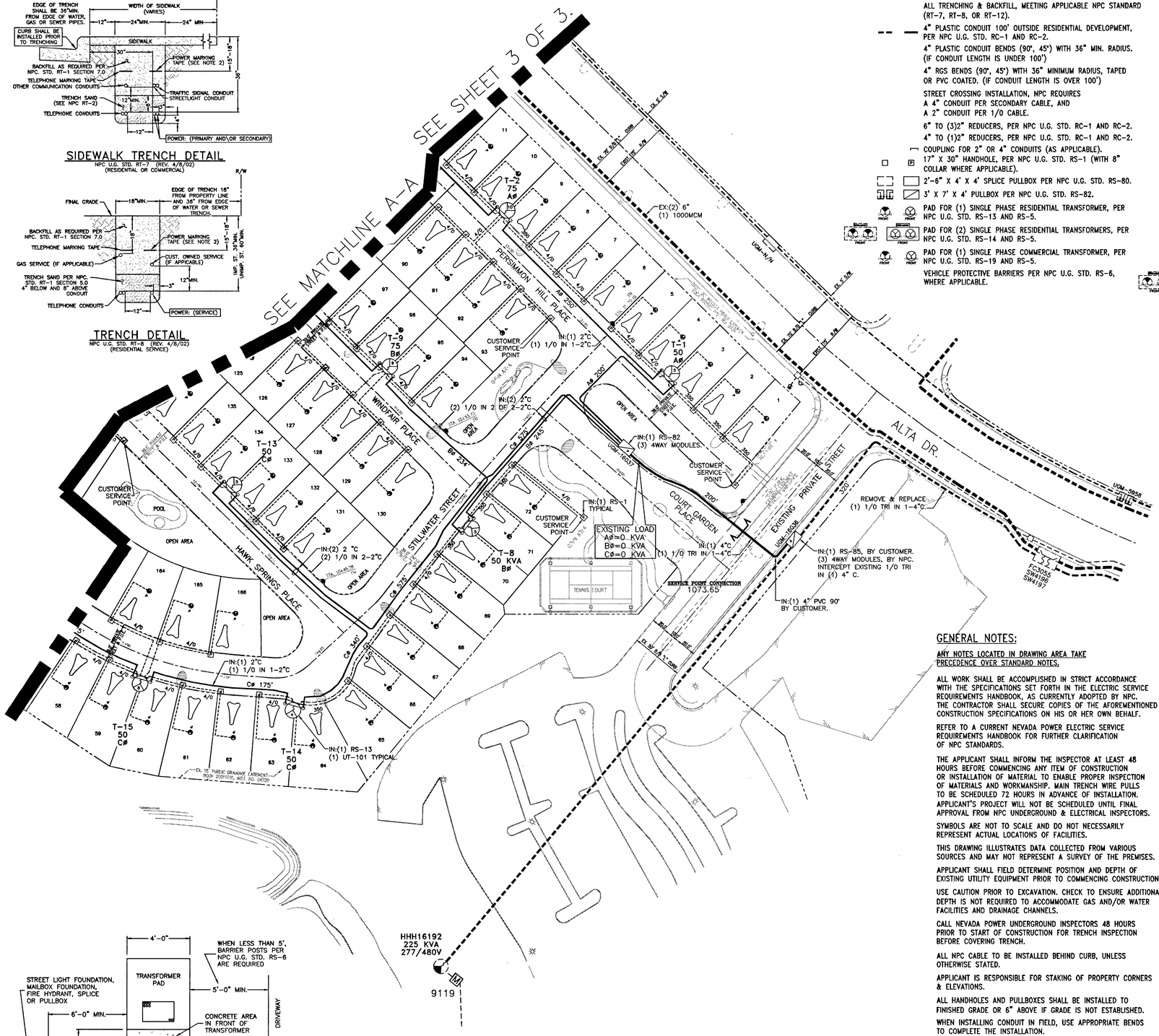

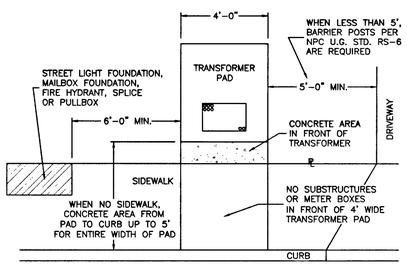

TRANSFORMER LOCATION DETAIL

NPC U.G. STD. RS-5

FIRE HYDRANT CLEARANCE:
6' RADIUS FROM CENTER OF HYDRANT TO ALL ABOVE GROUND PADS AND/OR EQUIPEMENT AND ALL MANHOLES AND SWITCHBOXES.
3' RADIUS FROM CENTER OF HYDRANT TO ALL UNDERGROUND HANDHOLES, PULLBOXES AND SPLICEBOXES.

APPLICANT TO FURNISH AND INSTALL:

EXIST. NEW

ALL TRENCHING & BACKFILL, MEETING APPLICABLE NPC STANDARD (RT-7, RT-8, OR RT-12).

4" PLASTIC CONDUIT 100' OUTSIDE RESIDENTIAL DEVELOPMENT, PER NPC U.G. STD. RC-1 AND RC-2.

4" PLASTIC CONDUIT BENDS (90°, 45°) WITH 36" MIN. RADIUS. (IF CONDUIT LENGTH IS UNDER 100')

4" RGS BENDS (90°, 45°) WITH 36" MINIMUM RADIUS, TAPED OR PVC COATED. (IF CONDUIT LENGTH IS OVER 100')

STREET CROSSING INSTALLATION, NPC REQUIRES A 4" CONDUIT PER SECONDARY CABLE, AND A 2" CONDUIT PER 1/0 CABLE.

6" TO (3)2" REDUCERS, PER NPC U.G. STD. RC-1 AND RC-2.

4" TO (1)2" REDUCERS, PER NPC U.G. STD. RC-1 AND RC-2.

COUPLING FOR 2" OR 4" CONDUITS (AS APPLICABLE).

17" X 30" HANDHOLE, PER NPC U.G. STD. RS-1 (WITH 8" COLLAR WHERE APPLICABLE).

2'-6" X 4' X 4' SPLICE PULLBOX PER NPC U.G. STD. RS-80.

3' X 7' X 4' PULLBOX PER NPC U.G. STD. RS-82.

PAD FOR (1) SINGLE PHASE RESIDENTIAL TRANSFORMER, PER NPC U.G. STD. RS-13 AND RS-5.

PAD FOR (2) SINGLE PHASE RESIDENTIAL TRANSFORMERS, PER NPC U.G. STD. RS-14 AND RS-5.

PAD FOR (1) SINGLE PHASE COMMERCIAL TRANSFORMER, PER NPC U.G. STD. RS-19 AND RS-5.

VEHICLE PROTECTIVE BARRIERS PER NPC U.G. STD. RS-6, WHERE APPLICABLE.

RESIDENTIAL DEVELOPMENT

EXIST. NEW

NPC WORK AND SERVICES TO CONSIST OF:

1/0 TRIPLEX, 15 KV AL PRIMARY CABLE IN 4" PLASTIC CONDUIT.

1/0, 15 KV AL PRIMARY CABLE IN 2" PLASTIC CONDUIT.

2" DB120 PLASTIC CONDUIT (INCLUDING SWEEPS OR RISERS FOR HANDHOLES, TRANSFORMERS, PULLBOXES, ETC.).

2" SCH.40 PLASTIC CONDUIT BENDS (90°, 45°) WITH 48" MINIMUM RADIUS (IF CONDUIT LENGTH IS UNDER 500').

2" FIBERGLASS CONDUIT BENDS (90°, 45°) WITH 36" MINIMUM RADIUS (IF CONDUIT LENGTH IS OVER 500').

EX.500 500 — 500 MCM TRIPLEX SECONDARY CABLE IN 4" PLASTIC CONDUIT.

EX.350 350 — 350 MCM TRIPLEX SECONDARY CABLE, CABLE IN CONDUIT.

EX.4/0 4/0 — 4/0 AWG TRIPLEX SECONDARY CABLE, CABLE IN CONDUIT.

EX.2/0 2/0 — 2/0 AWG TRIPLEX SECONDARY CABLE, CABLE IN CONDUIT.

CONDUIT LOCATING DEVICE 18" ABOVE STUBOUT.

SINGLE PHASE PRIMARY POLE RISER PER NPC U.G. STD. OEP-105.

THREE PHASE PRIMARY POLE RISER PER NPC U.G. STD. OEP-106.

SECONDARY RISER PER NPC U.G. STD. SSP-2.

SINGLE PHASE RESIDENTIAL PADMOUNTED TRANSFORMER WITH SIZE AS NOTED, 7200-120/240V, PER NPC U.G. STD. UT-113.

SINGLE PHASE COMMERCIAL PADMOUNTED TRANSFORMER WITH SIZE AS NOTED, 7200-120/240V, PER NPC U.G. STD. UT-105.

(2) SINGLE PHASE RESIDENTIAL COMMERCIAL TRANSFORMERS WITH SIZE AS NOTED, 7200-120/240V, CONNECT OPEN WYE-OPEN DELTA FOR THREE PHASE 120-240V SERVICE, PER NPC U.G. STD. UT-115, WHERE APPLICABLE.

TERMINATION OF ALL MODULES, MAKES, SPLICES AND FINAL CONNECTIONS.
NPC TO COIL PRIMARY CABLE IN PULLBOX FOR FUTURE SPLICES, WHERE APPLICABLE.

NPC TO CUT EXISTING CONDUIT AND TERMINATE PRIMARY CABLES ON THE LOAD BREAK MODULE, WHERE APPLICABLE.

100 FEET OUTSIDE RESIDENTIAL DEVELOPMENT MARKER.

GENERAL NOTES:

ANY NOTES LOCATED IN DRAWING AREA TAKE PRECEDENCE OVER STANDARD NOTES.

ALL WORK SHALL BE ACCOMPLISHED IN STRICT ACCORDANCE WITH THE SPECIFICATIONS SET FORTH IN THE ELECTRIC SERVICE REQUIREMENTS HANDBOOK, AS CURRENTLY ADOPTED BY NPC. THE CONTRACTOR SHALL SECURE COPIES OF THE AFOREMENTIONED CONSTRUCTION SPECIFICATIONS ON HIS OR HER OWN BEHALF.

REFER TO A CURRENT NEVADA POWER ELECTRIC SERVICE REQUIREMENTS HANDBOOK FOR FURTHER CLARIFICATION OF NPC STANDARDS.

THE APPLICANT SHALL INFORM THE INSPECTOR AT LEAST 48 HOURS BEFORE COMMENCING ANY ITEM OF CONSTRUCTION OR INSTALLATION OF MATERIAL TO ENABLE PROPER INSPECTION OF MATERIALS AND WORKMANSHIP. MAIN TRENCH WIRE PULLS TO BE SCHEDULED 72 HOURS IN ADVANCE OF INSTALLATION. APPLICANT'S PROJECT WILL NOT BE SCHEDULED UNTIL FINAL APPROVAL FROM NPC UNDERGROUND & ELECTRICAL INSPECTORS.

SYMBOLS ARE NOT TO SCALE AND DO NOT NECESSARILY REPRESENT ACTUAL LOCATIONS OF FACILITIES.

THIS DRAWING ILLUSTRATES DATA COLLECTED FROM VARIOUS SOURCES AND MAY NOT REPRESENT A SURVEY OF THE PREMISES.

APPLICANT SHALL FIELD DETERMINE POSITION AND DEPTH OF EXISTING UTILITY EQUIPMENT PRIOR TO COMMENCING CONSTRUCTION.

USE CAUTION PRIOR TO EXCAVATION. CHECK TO ENSURE ADDITIONAL DEPTH IS NOT REQUIRED TO ACCOMMODATE GAS AND/OR WATER FACILITIES AND DRAINAGE CHANNELS.

CALL NEVADA POWER UNDERGROUND INSPECTORS 48 HOURS PRIOR TO START OF CONSTRUCTION FOR TRENCH INSPECTION BEFORE COVERING TRENCH.

ALL NPC CABLE TO BE INSTALLED BEHIND CURB, UNLESS OTHERWISE STATED.

APPLICANT IS RESPONSIBLE FOR STAKING OF PROPERTY CORNERS & ELEVATIONS.

ALL HANDHOLES AND PULLBOXES SHALL BE INSTALLED TO FINISHED GRADE OR 6" ABOVE IF GRADE IS NOT ESTABLISHED.

WHEN INSTALLING CONDUIT IN FIELD, USE APPROPRIATE BENDS TO COMPLETE THE INSTALLATION.

DEFLECTION OF CONDUIT BENDS AND CONDUIT NOT TO EXCEED NPC STANDARDS.

EXISTING CONDUIT INSTALLED BY PREVIOUS CONTRACTOR / DEVELOPER. NPC DOES NOT GUARANTEE LOCATION, LENGTH OR ACCESSIBILITY OF STUB OUT.

NO COVERED PARKING IN SHADED AREAS.

ALL CONSTRUCTION AND MATERIALS SHALL BE IN ACCORDANCE WITH THE "UNIFORM STANDARD SPECIFICATIONS FOR PUBLIC WORKS CONSTRUCTION OFF-SITE IMPROVEMENTS, CLARK COUNTY AREA NEVADA", LATEST ISSUE; THE "UNIFORM STANDARD DRAWINGS FOR PUBLIC WORKSCONSTRUCTION, CLARK COUNTY AREA NEVADA", LATEST ISSUE; AND OTHER APPLICABLE APPROVED STANDARDS ISSUED BY THE CONTROLLING AGENCY; ALL LOCAL CITY CODES AND ORDINANCES APPLICABLE.

SINGLE LINE DIAGRAM

-NPC USE ONLY-

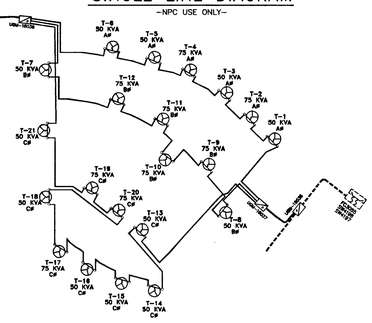

PURPOSE OF PROJECT:
TO SUPPLY 120/240 SERVICE TO 168 LOT SUBDIVISION 5 TON A/C AND 225A PANELS

CITY OF LAS VEGAS PERMIT REQUIRED*

CONTACT CLV LAND DEVELOPMENT (229-6371)
CLV CONSTRUCTION SERVICES MUST BE NOTIFIED 24 HOURS PRIOR TO COMMENCING CONSTRUCTION (229-6337)

*NPC INSPECTOR MUST BE NOTIFIED BY FAX 48 HOURS PRIOR TO COMMENCING CONSTRUCTION & WILL VERIFY CITY PERMIT FOR WORK DONE IN STREETS OR SIDEWALK.
FAX PERMIT TO:
LAS VEGAS NORTH: 657-4354
LAS VEGAS SOUTH (HENDERSON): 558-4740
LAS VEGAS SOUTH (SPRING VALLEY): 252-4828

UNLESS OTHERWISE NOTED:

ALL SERVICE CONDUCTOR: 2/0 AL. TRI.
ALL TRANSFORMERS: 7200-120/240V-1ø PM
COMBINED A/C TONNAGE: 5 TONS
NUMBER OF UNITS: 168
MAIN SIZE: 225 AMPS
ESTIMATED KVA PER UNIT: 6 KVA
SQ. FT. OF LARGEST HOME: 1850 FT²

N

T,R,S: 2060-32
APN: 138

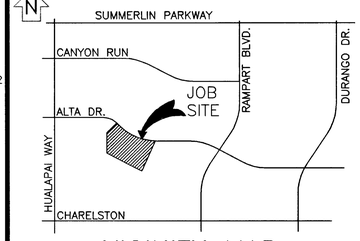

VICINITY MAP

(NOT TO SCALE)

EVERY EFFORT HAS BEEN MADE TO IDENTIFY ALL NPC FACILITIES. THE CUSTOMER SHALL CONFIRM THE EXISTENCE AND LOCATION OF THESE FACILITIES.

AVOID HITTING OVERHEAD POWER LINES. IT'S COSTLY.
CALL BEFORE YOU DO OVERHEAD
CALL 1-702-227-2929

AVOID CUTTING UNDERGROUND UTILITY LINES. IT'S COSTLY.
Call beforeyou Dig.
1-800-227-2600
UNDERGROUND SERVICE (USA)

REVISIONS

NO.	DESCRIPTION	DATE	G.A.
△			
△			
△			
△			
△			
△			
△			
△			
△			
△			

DCA

TYPE OF EASEMENT:

- AERIAL ☐
- STANDARD ☐
- R/W-31 ☐
- UNDERGROUND ■
- AS BUILT UNDERGROUND ☐
- R.O.E./R/W-5-COM ☐
- 3rd PARTY ☐
- UNDERGROUND BY EXHIBIT ☐
- (N-DOT) PERMIT ☐
- (BLM) PERMIT ☐
- RAILROAD-UPRR-PERMIT ☐
- SO. NEVADA WATER PERMIT ☐
- NOT REQUIRED ☐
- Misc. Info. ☐

JPA NOTES:

SPRINT CONTACT: _____
PHONE NUMBER: _____
DATE OF CONTACT: _____
_____ TO SET NEW POLES
_____ TO TAKE NEW POLES
_____ TO CODE ____ POLES
_____ FT. CLASS ____
_____ FT. CLASS ____
_____ FT. CLASS ____
_____ TO DIG POLE HOLES
_____ TO REMOVE EX. POLES
DWN#: _____

NPC INFORMATION:

COORDINATOR: KEITH CARROLL
PHONE: 657-4334
DESIGNER: KEITH CARROLL
DCA: PAT WYNEN 275-5640
INSPECTOR: 378-3725
SCHEDULING: 657-4114,657-4116,657-4118
DISTRICT: LAS VEGAS

CUSTOMER INFORMATION:

APPLICANT CRESTDALE ASSOCIATES
ENGINEER: VPOINT
CONTACT: RAY MILLS 371-4627
APPROVAL DATE: 8/27/2003

GOVERNMENT INFORMATION:

AGENCY: CITY OF LAS VEGAS
APPROVAL DATE: 9/2/2003

NEVADA POWER COMPANY

WINDSOR @ QUEENSRIDGE

1074763-NPC

PROJ. ID: 173644 | SCALE: 1" = 50'
SHEET #: 2 OF 3 | DATE: 08/14/2003