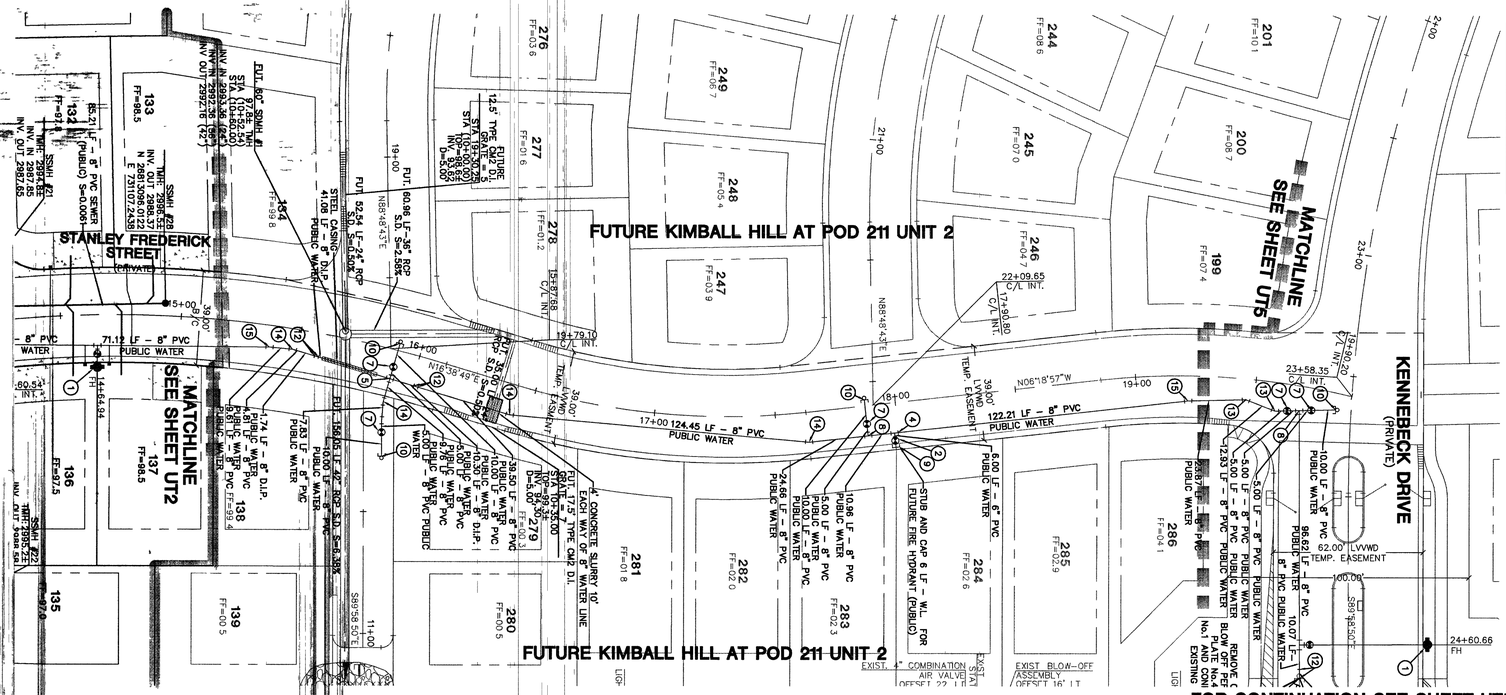

STANLEY FREDERICK STREET
(PRIVATE)
(8" PIPE CONTINUATION THROUGH UNIT 2)

PROFILE SCALES:
HORZ. = 1"=30'
VERT. = 1"=3'

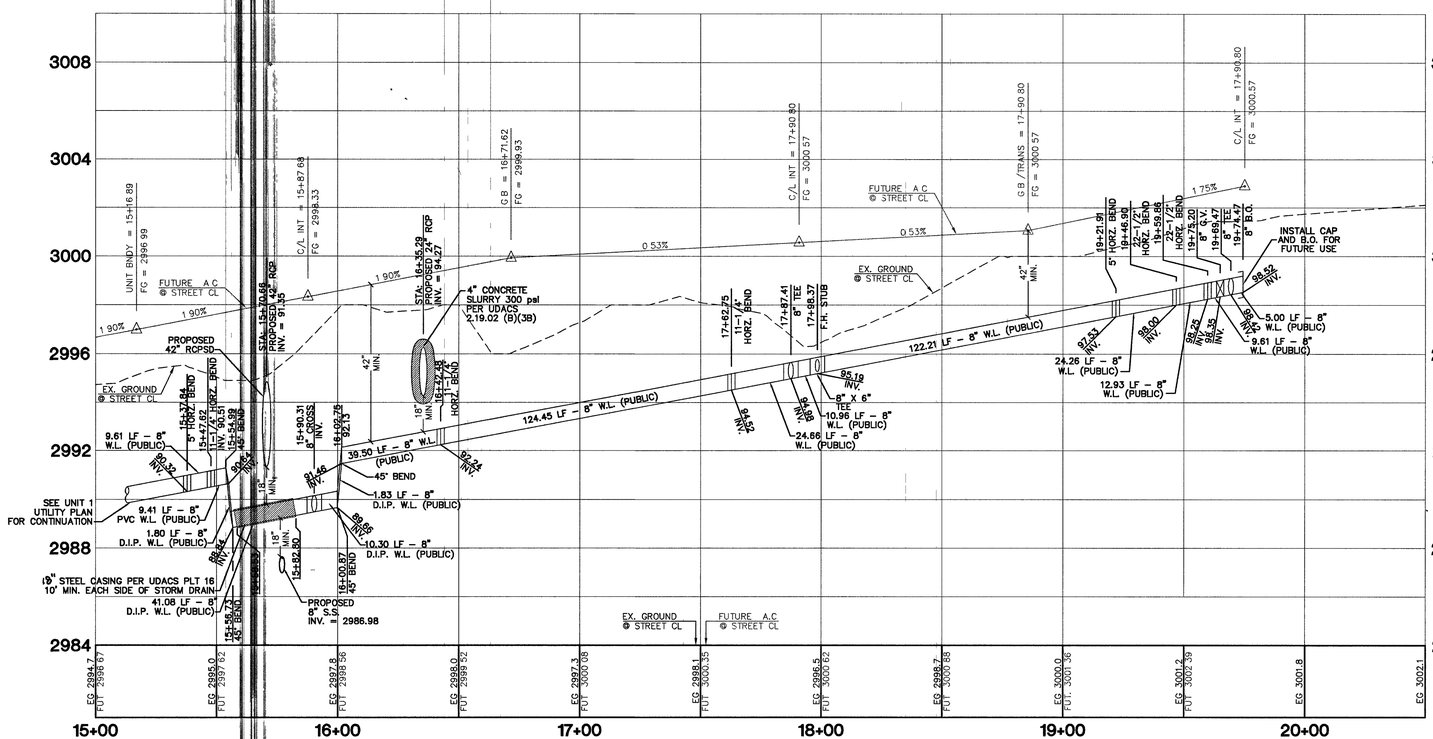

PROJECT BENCHMARK

DATUM: NORTH AMERICAN VERTICAL DATUM OF 1988 (NAVD88)

CITY OF LAS VEGAS BENCHMARK: BLV99:13SES
NAVD88 ELEVATION: 869.606 METERS (2853.03 FEET)

RIVET AND PLATE IN CONCRETE CYLINDER NW CORNER OF HUALAPAI AND ELKHORN

NOTE: WHEN THE SURVEYING FOR THIS PROJECT BEGAN, THE ABOVE REFERENCED BENCHMARK BLV99:13SES WAS NOT PUBLISHED. THE BASIS FOR THE DATUM FOR THIS PROJECT IS SHOWN ON RECORD OF SURVEY FILE 124 PAGE 94, CLARK COUNTY BENCHMARK 1C00-6N6, WHICH AT THE TIME OF THE ORIGINAL SURVEY (PRIOR TO THE CURRENT 2003 COUNTY BENCHMARK PUBLISHING) HAD AN ELEVATION OF 2584.61 FEET. TO CONVERT THE CURRENT CITY OF LAS VEGAS BENCHMARK BLV99:13SES TO MATCH THE ORIGINAL PROJECT DATUM, 0.34' NEEDS TO BE ADDED TO THE ELEVATION OF 2853.03 FEET.

BASIS OF BEARINGS

THE BASIS OF BEARINGS FOR THIS PROJECT IS NORTH 00°08'16" EAST BEING THE EAST LINE OF THE NORTHWEST QUARTER (NE 1/4)' OF THE SECTION 24, TOWNSHIP 19 SOUTH, RANGE 59 EAST, M.D.M., CLARK COUNTY, NEVADA, AS SHOWN ON A RECORD OF SURVEY ON FILE IN THE CLARK COUNTY, NEVADA, RECORDER'S OFFICE IN FILE 123 AT PAGE 32.

CONTRACTOR NOTE:

CONTRACTOR SHALL VERIFY HORIZONTAL AND VERTICAL LOCATION OF EXISTING IMPROVEMENTS
UTILITIES AND NOTIFY THE DESIGN ENGINEER IMMEDIATELY OF ANY DISCREPANCIES PRIOR TO CONSTRUCTION

Avoid cutting underground utility lines. It's costly.
Call before you **Dig**
1-800-227-2600

Avoid overhead power line contact. It's costly
Call before you **Overhead**
1-702-227-2929

AVOID HITTING UNDERGROUND TRAFFIC SIGNAL SYSTEMS AND STREET LIGHT SYSTEM CONDUITS
IT'S COSTLY
CALL BEFORE YOU DO UNDERGROUND
Call before you **Underground**
1-702-455-7511
CLARK COUNTY TRAFFIC OPERATIONS
AND
1-702-229-6611
LAS VEGAS AREA COMPUTERIZED TRAFFIC SYSTEM

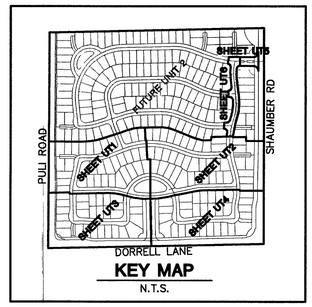

KEY MAP
N.T.S.

GRAPHIC SCALE
30 0 15 30 60
1" = 30'

CONSTRUCTION NOTES

1. FIRE HYDRANT ASSEMBLY (INCLUDES 8"x6" TEE &6"GV) PER UDACS PLT. 7
2. 6" GATE VALVE PER UDACS PLT. 3
3. 6" TEE PER UDACS PLT. 5
4. 8"x6" TEE PER UDACS PLT. 5
5. 8"x 8" CROSS PER UDACS PLT. 5
6. 8" 90° ELBOW PER UDACS PLT. 5
7. 8" GATE VALVE PER UDACS PLTS. 3 &8
8. 8" TEE PER UDACS PLT. 5
9. CAP ONLY
10. CAP W/ 2" B.O PER UDACS PLT. 4A
11. 8" 90° BEND PER UDACS PLT. 5
12. 8" 45° BEND PER UDACS PLT. 5
13. 8"–22 1/2° BEND PER UDACS PLT. 5
14. 8"–11 1/4° BEND PER UDACS PLT. 5
15. 8" 5° BEND RESTRAINING BOTH ENDS
16. 6"–22–1/2° BEND PER UDACS PLT. 3
17. 8"x6" REDUCER PER UDACS PLT. 3
18. 1" IRRIGATION METER PER UDACS PLATE 1–D W/1" RPPA PER UDACS PLATE 11–A
19. 3/4" WATER METER PER UDACS PLT. 1B

NOTES

1. ALL PRIVATE STREETS AND PRIVATE DRIVES ARE P.U.E., PUBLIC SEWER EASEMENTS, AND PUBLIC DRAINAGE EASEMENTS TO BE PRIVATELY MAINTAINED BY HOMEOWNERS ASSOCIATION.
2. SEE SHEET UT7 FOR S.S. MANHOLE SCHEDULE, LEGENDS, DETAILS, NOTES, AND QUANTITY ESTIMATE.

Install waterline in steel casing per UDACS Plates No 15 and 16 Minimum 18-inch clearance is required above the top of the casing From the upper bends throughout the lowered section of pipe, Ductile Iron Pipe with restrained joints is required In addition thrust blocks are to be installed at the upper bends

ESN 038 REVISED 6/1/04

Annular space between pipe and casing shall be filled with Class I CLSM

ESN 038A Revised 4/20/05

City of Las Vegas Fire Marshal 10/18/05 Date

APPROVAL:

LAS VEGAS VALLEY WATER DISTRICT (PROJECT #111525) 5/31/06 DATE

REV	DATE	BY	REVISION
7			
6			
5			
4			
3			
2			
1			

KIMBALL HILL
8 SUNSET WAY, SUITE 101
HENDERSON, NEVADA 89014
(702)436-4582

CITY OF LAS VEGAS

2727 SOUTH RAINBOW BOULEVARD LAS VEGAS, NEVADA 89146-5148
PH. (702) 873-7550 FAX (702) 362-2597
nevada CONSULTING ENGINEERS ● PLANNERS ● LAND SURVEYORS

UTILITY PLAN AND PROFILE
STANLEY FREDERICK STREET

WINDIMERE ● PROVIDENCE / CLIFFS EDGE
POD 211 - UNIT 1

DRAWN BY: tp 10/05
DESIGNED BY: tp 10/05
CHECKED BY: CRG 10/05
PROJECT NO: 8400-1
SCALE: 1"=30' HORIZ. 1"=3' VERT.

PROFESSIONAL ENGINEER-STATE OF NEVADA
CHRISTOPHER R. GRUBBS
CIVIL
No. 13956
EXPIRES 06-30-07
10/5/05

SHEET
UT6
9 OF 52 SHEETS

DRAWING NO.
1074888-1

84628 92263