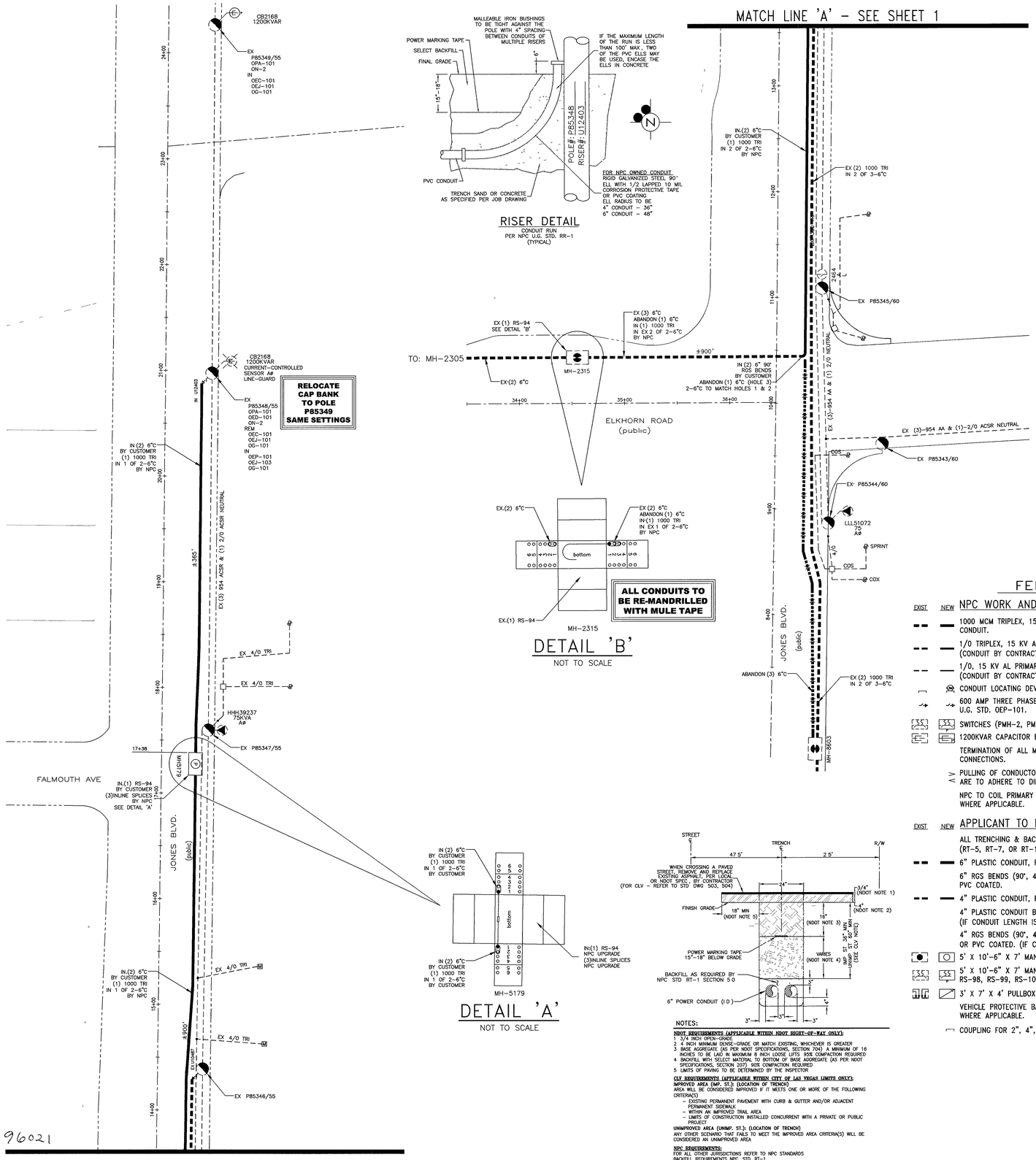

GENERAL NOTES:

ANY NOTES LOCATED IN DRAWING AREA TAKE PRECEDENCE OVER STANDARD NOTES.

ALL WORK SHALL BE ACCOMPLISHED IN STRICT ACCORDANCE WITH THE SPECIFICATIONS SET FORTH IN THE ELECTRIC SERVICE REQUIREMENTS HANDBOOK, AS CURRENTLY ADOPTED BY NPC. THE CONTRACTOR SHALL SECURE COPIES OF THE AFOREMENTIONED CONSTRUCTION SPECIFICATIONS ON HIS OR HER OWN BEHALF.

REFER TO A CURRENT NEVADA POWER ELECTRIC SERVICE REQUIREMENTS HANDBOOK FOR FURTHER CLARIFICATION OF NPC STANDARDS.

THE APPLICANT SHALL INFORM THE INSPECTOR AT LEAST 48 HOURS BEFORE COMMENCING ANY ITEM OF CONSTRUCTION OR INSTALLATION OF MATERIAL TO ENABLE PROPER INSPECTION OF MATERIALS AND WORKMANSHIP. MAIN TRENCH WIRE PULLS TO BE SCHEDULED 72 HOURS IN ADVANCE OF INSTALLATION. APPLICANT'S PROJECT WILL NOT BE SCHEDULED UNTIL FINAL APPROVAL FROM NPC UNDERGROUND & ELECTRICAL INSPECTORS.

SYMBOLS ARE NOT TO SCALE AND DO NOT NECESSARILY REPRESENT ACTUAL LOCATIONS OF FACILITIES.

THIS DRAWING ILLUSTRATES DATA COLLECTED FROM VARIOUS SOURCES AND MAY NOT REPRESENT A SURVEY OF THE PREMISES.

APPLICANT SHALL FIELD DETERMINE POSITION AND DEPTH OF EXISTING UTILITY EQUIPMENT PRIOR TO COMMENCING CONSTRUCTION.

USE CAUTION PRIOR TO EXCAVATION. CHECK TO ENSURE ADDITIONAL DEPTH IS NOT REQUIRED TO ACCOMMODATE GAS AND/OR WATER FACILITIES AND DRAINAGE CHANNELS.

CALL NEVADA POWER UNDERGROUND INSPECTORS 48 HOURS PRIOR TO START OF CONSTRUCTION FOR TRENCH INSPECTION BEFORE COVERING TRENCH.

ALL NPC CABLE TO BE INSTALLED BEHIND CURB, UNLESS OTHERWISE STATED.

APPLICANT IS RESPONSIBLE FOR STAKING OF PROPERTY CORNERS & ELEVATIONS.

ALL HANDHOLES AND PULLBOXES SHALL BE INSTALLED TO FINISHED GRADE OR 6" ABOVE IF GRADE IS NOT ESTABLISHED.

WHEN INSTALLING CONDUIT IN FIELD, USE APPROPRIATE BENDS TO COMPLETE THE INSTALLATION.

DEFLECTION OF CONDUIT BENDS AND CONDUIT NOT TO EXCEED NPC STANDARDS.

EXISTING CONDUIT INSTALLED BY PREVIOUS CONTRACTOR / DEVELOPER. NPC DOES NOT GUARANTEE LOCATION, LENGTH OR ACCESSIBILITY OF STUB OUT.

NO COVERED PARKING IN SHADED AREAS.

ALL CONSTRUCTION AND MATERIALS SHALL BE IN ACCORDANCE WITH THE "UNIFORM STANDARD SPECIFICATIONS FOR PUBLIC WORKS CONSTRUCTION OFF-SITE IMPROVEMENTS, CLARK COUNTY AREA NEVADA", LATEST ISSUE; THE "UNIFORM STANDARD DRAWINGS FOR PUBLIC WORKSCONSTRUCTION, CLARK COUNTY AREA NEVADA", LATEST ISSUE; AND OTHER APPLICABLE APPROVED STANDARDS ISSUED BY THE CONTROLLING AGENCY; ALL LOCAL CITY CODES AND ORDINANCES APPLICABLE.

T,R,S: 1960–14

APN: 125

FEEDER

NPC WORK AND SERVICES TO CONSIST OF:

EXIST	NEW	
—	—	1000 MCM TRIPLEX, 15 KV AL PRIMARY CABLE IN 6" PLASTIC CONDUIT.
—	—	1/0 TRIPLEX, 15 KV AL PRIMARY CABLE IN 4" PLASTIC CONDUIT (CONDUIT BY CONTRACTOR).
—	—	1/0, 15 KV AL PRIMARY CABLE IN 2" PLASTIC CONDUIT (CONDUIT BY CONTRACTOR).
		CONDUIT LOCATING DEVICE 18" ABOVE STUBOUT.
		600 AMP THREE PHASE, 12.47 KV PRIMARY POLE RISER PER NPC U.G. STD. OEP-101.
		SWITCHES (PMH-2, PMH-4, PMH-9, PMH-10, PMH-11, PMH-12).
		1200KVAR CAPACITOR BANK PER NPC U.G. STD. UC-101.
		TERMINATION OF ALL MODULES, MAKES, SPLICES AND FINAL CONNECTIONS.
		PULLING OF CONDUCTOR IS CALCULATED DIRECTIONALLY. CREWS ARE TO ADHERE TO DIRECTION OF PULL WHERE APPLICABLE. NPC TO COIL PRIMARY CABLE IN MANHOLE FOR FUTURE SPLICES, WHERE APPLICABLE.

APPLICANT TO FURNISH AND INSTALL:

ALL TRENCHING & BACKFILL, MEETING APPLICABLE NPC STANDARD (RT-5, RT-7, OR RT-12).

EXIST	NEW	
—	—	6" PLASTIC CONDUIT, PER NPC U.G. STD. RC-1 AND RC-2. 6" RGS BENDS (90°, 45°) WITH 48" MIN. RADIUS, TAPED OR PVC COATED.
—	—	4" PLASTIC CONDUIT, PER NPC U.G. STD. RC-1 AND RC-2. 4" PLASTIC CONDUIT BENDS (90°, 45°) WITH 36" MIN. RADIUS. (IF CONDUIT LENGTH IS UNDER 100') 4" RGS BENDS (90°, 45°) WITH 36" MINIMUM RADIUS, TAPED OR PVC COATED. (IF CONDUIT LENGTH IS OVER 100')
		5' X 10'-6" X 7' MANHOLE, PER NPC U.G. STD. RS-94.
		5' X 10'-6" X 7' MANHOLE FOR SWITCH, PER NPC U.G. STD. RS-98, RS-99, RS-100, OR RS-101.
		3' X 7' X 4' PULLBOX PER NPC U.G. STD. RS-82. VEHICLE PROTECTIVE BARRIERS PER NPC U.G. STD. RS-6, WHERE APPLICABLE.
		COUPLING FOR 2", 4", OR 6" CONDUITS (AS APPLICABLE).

NPC OVERHEAD SYMBOLS

EXIST	NEW	
		SOLE USE WOOD POLE
		JOINT USE WOOD POLE
		SOLE USE STEEL POLE
		JOINT USE STEEL POLE
		GUY POLE.
		GUY
		TAP
		SWITCH
		FUSE
		DOUBLE DEAD END
		INSOLATOR
		CAPACITOR BANK
		REGULATOR
		RECLOSER
		FAULT INDICATOR
		SINGLE PHASE TRANSFORMER
		PAL LIGHT
		OH PRIMARY WIRE
		OH SECONDARY WIRE
		OH SERVICE WIRE

CLARK COUNTY PUBLIC WORKS PERMIT REQUIRED*

DEVELOPER/CONTRACTOR SHALL OBTAIN A COUNTY PERMIT BEFORE ANY EXCAVATION WORK WITHIN CLARK COUNTY RIGHT-OF-WAY

* NPC INSPECTOR WILL VERIFY COUNTY PERMIT FOR WORK DONE WITHIN COUNTY RIGHT-OF-WAY

PURPOSE OF PROJECT:
INSTALL FEEDER FROM EXISTING POLE P85348 WITH NEW RISER TO EXISTING MANHOLE MH–2315

CIVIL LINETYPE LEGEND

	PROPOSED	EXISTING
CENTERLINE		
PROPERTY LINE/ROW		
CURB		
EDGE OF PAVEMENT		
EDGE OF SIDEWALK		
SEWER LINE *	8"S	8"S
WATER LINE *	8"W	8"W
GAS LINE *	2"G	2"G
TELEPHONE LINE *	TEL	TEL
CABLE TV LINE *	CATV	CATV
STORM DRAIN LINE *	12"SD	12"SD
FIRE HYDRANT		
STREET LIGHT		
STREET LIGHT SERVICE		

* LINETYPES UTILIZED WHERE CONFLICT OCCURS WITH NPC FACILITIES

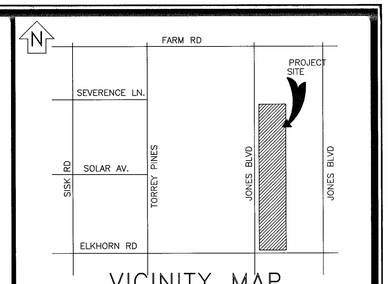

VICINITY MAP
(NOT TO SCALE)

EVERY EFFORT HAS BEEN MADE TO IDENTIFY ALL NPC FACILITIES. THE CUSTOMER SHALL CONFIRM THE EXISTENCE AND LOCATION OF THESE FACILITIES.

AVOID HITTING OVERHEAD POWER LINES IT'S COSTLY

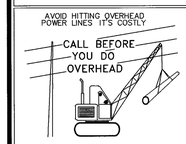

CALL 1–702–227–2929

AVOID CUTTING UNDERGROUND UTILITY LINES IT'S COSTLY

Call before you Dig.

1–800–227–2600
UNDERGROUND SERVICE (USA)

REVISIONS

NO.	DESCRIPTION	DATE	G.A.

TYPE OF EASEMENT:

- AERIAL ☐
- STANDARD ■
- R/W–31 ☐
- UNDERGROUND ☐
- AS BUILT UNDERGROUND ☐
- R O E/R/W–5–COM ☐
- 3rd PARTY ☐
- UNDERGROUND BY EXHIBIT ☐
- (N–DOT) PERMIT ☐
- (BLM) PERMIT ☐
- RAILROAD–UPRR–PERMIT ☐
- SO NEVADA WATER PERMIT ☐
- NOT REQUIRED ☐
- Misc Info. ☐

JPA NOTES:

SPRINT CONTACT: GALEN GOZDAN
PHONE NUMBER: 244–7862
DATE OF CONTACT: 05/13/2006
____ TO SET NEW POLES
____ TO STAKE NEW POLES
____ TO PROVIDE ____ POLES
____ FT. CLASS ____
____ FT. CLASS ____
____ FT. CLASS ____
____ TO DIG POLE HOLES
____ TO REMOVE EX. POLES
MOVE CAP BANK CB2168 TO P85349 AND ADD RISER TO P85348
JPA#: P200600197

NPC INFORMATION:

COORDINATOR: DEBRA LAMM
PHONE: 657–4331
DESIGNER: JASON MALLICK
DCA: N/A
INSPECTOR: 378–3695
SCHEDULING: 657–4114,657–4116,657–4118
DISTRICT: LAS VEGAS

CUSTOMER INFORMATION:

APPLICANT SOUTHWEST HOMES LLC
ENGINEER: SOUTHWEST ENGINEERING
CONTACT: RICH RIAL 376–5027
APPROVAL DATE: 05/13/2006

GOVERNMENT INFORMATION:

AGENCY: CITY OF LAS VEGAS
APPROVAL DATE: 9/14/06

NEVADA POWER COMPANY

WHITEHORSE SOUTH FEEDER

ELKHORN & JONES

307U399–NPC

PROJ. ID: 183152	SCALE: 1" = 50'
SHEET #: 1 OF 1	DATE: 05/13/2006

#13826