GENERAL NOTES:

ANY NOTES LOCATED IN DRAWING AREA TAKE PRECEDENCE OVER STANDARD NOTES.

ALL WORK SHALL BE ACCOMPLISHED IN STRICT ACCORDANCE WITH THE SPECIFICATIONS SET FORTH IN THE ELECTRIC SERVICE REQUIREMENTS HANDBOOK, AS CURRENTLY ADOPTED BY NVE. THE CONTRACTOR SHALL SECURE COPIES OF THE AFOREMENTIONED CONSTRUCTION SPECIFICATIONS ON HIS OR HER OWN BEHALF.

REFER TO A CURRENT NV ENERGY ELECTRIC SERVICE REQUIREMENTS HANDBOOK FOR FURTHER CLARIFICATION OF NVE STANDARDS.

THE CONTRACTOR SHALL INFORM THE INSPECTOR AT LEAST 48 HOURS BEFORE COMMENCING ANY ITEM OF CONSTRUCTION OR INSTALLATION OF MATERIAL TO ENABLE PROPER INSPECTION OF MATERIALS AND WORKMANSHIP. MAIN TRENCH WIRE PULLS TO BE SCHEDULED 72 HOURS IN ADVANCE OF INSTALLATION. CONTRACTOR'S PROJECT WILL NOT BE SCHEDULED UNTIL FINAL APPROVAL FROM NVE UNDERGROUND & ELECTRICAL INSPECTORS.

SYMBOLS ARE NOT TO SCALE AND DO NOT NECESSARILY REPRESENT ACTUAL LOCATIONS OF FACILITIES.

THIS DRAWING ILLUSTRATES DATA COLLECTED FROM VARIOUS SOURCES AND MAY NOT REPRESENT A SURVEY OF THE PREMISES.

CONTRACTOR SHALL FIELD DETERMINE POSITION AND DEPTH OF EXISTING UTILITY EQUIPMENT PRIOR TO COMMENCING CONSTRUCTION.

USE CAUTION PRIOR TO EXCAVATION. CHECK TO ENSURE ADDITIONAL DEPTH IS NOT REQUIRED TO ACCOMMODATE GAS AND/OR WATER FACILITIES AND DRAINAGE CHANNELS.

CALL NV ENERGY UNDERGROUND INSPECTORS 48 HOURS PRIOR TO START OF CONSTRUCTION FOR TRENCH INSPECTION BEFORE COVERING TRENCH.

ALL NVE CABLE TO BE INSTALLED BEHIND CURB, UNLESS OTHERWISE STATED.

CONTRACTOR IS RESPONSIBLE FOR STAKING OF PROPERTY CORNERS & ELEVATIONS.

ALL HANDHOLES AND PULLBOXES SHALL BE INSTALLED TO FINISHED GRADE OR 6" ABOVE IF GRADE IS NOT ESTABLISHED.

WHEN INSTALLING CONDUIT IN FIELD, USE APPROPRIATE BENDS TO COMPLETE THE INSTALLATION.

DEFLECTION OF CONDUIT BENDS AND CONDUIT NOT TO EXCEED NVE STANDARDS.

EXISTING CONDUIT INSTALLED BY PREVIOUS CONTRACTOR / DEVELOPER. NVE DOES NOT GUARANTEE LOCATION, LENGTH, OR ACCESSIBILITY OF STUB OUT. IF UTILIZING ANY PORTION OF EXISTING CONDUIT, IT MUST BE MANDRELLED PRIOR TO FINAL RELEASE.

PREVIOUSLY MANDRELLED CONDUIT WHICH HAS BEEN IN THE GROUND FOR OVER 6 MONTHS MUST BE RE-MANDRELLED PRIOR TO FINAL RELEASE.

WHEN NV ENERGY FACILITIES ARE TO BE REMOVED NV ENERGY WILL REMOVE ALL WIRES AND EQUIPMENT. NV ENERGY IS NOT RESPONSIBLE FOR THE REMOVAL OF CONDUIT RUNS OR SUBSTRUCTURES FROM THE PROPERTY.

NO COVERED PARKING IN FRONT OF EQUIPMENT.

ALL CONSTRUCTION AND MATERIALS SHALL BE IN ACCORDANCE WITH THE "UNIFORM STANDARD SPECIFICATIONS FOR PUBLIC WORKS CONSTRUCTION OFF-SITE IMPROVEMENTS, CLARK COUNTY AREA NEVADA", LATEST ISSUE; THE "UNIFORM STANDARD DRAWINGS FOR PUBLIC WORKS CONSTRUCTION, CLARK COUNTY AREA NEVADA", LATEST ISSUE; AND OTHER APPLICABLE APPROVED STANDARDS ISSUED BY THE CONTROLLING AGENCY; ALL LOCAL CITY CODES AND ORDINANCES APPLICABLE.

RETRENCH

EXIST.	NEW	NVE WORK AND SERVICES TO CONSIST OF:
--		1/0 TRIPLEX, 15 KV AL PRIMARY CABLE IN 4" PLASTIC CONDUIT.
==	==	1/0, 15 KV AL PRIMARY CABLE IN 2" PLASTIC CONDUIT.
		INSTALL NEW CABLE IN EXISTING VACANT CONDUIT.
EX.350	350	350 MCM TRIPLEX SECONDARY CABLE, CABLE IN CONDUIT.
EX.4/0	4/0	4/0 AWG TRIPLEX SECONDARY CABLE, CABLE IN CONDUIT.
EX.2/0		2/0 AWG TRIPLEX SECONDARY CABLE, CABLE IN CONDUIT.
		CONDUIT LOCATING DEVICE 18" ABOVE STUBOUT.
		THREE PHASE PRIMARY POLE RISER PER NVE U.G. STD. OEP-106.
		SINGLE PHASE RESIDENTIAL PADMOUNTED TRANSFORMER WITH SIZE AS NOTED, 7200-120/240V, PER NVE U.G. STD. UT-113. TERMINATION OF ALL MODULES, MAKES, SPLICES AND FINAL CONNECTIONS.
		NVE TO PROVIDE 6" TO (3)2" REDUCERS.
		NVE TO PROVIDE 4" TO (1)2" REDUCERS.
		NVE TO COIL PRIMARY CABLE IN PULLBOX FOR FUTURE SPLICES, WHERE APPLICABLE.
		NVE TO CUT EXISTING CONDUIT AND TERMINATE PRIMARY CABLES ON THE LOAD BREAK MODULE, WHERE APPLICABLE.
EXIST.	NEW	CONTRACTOR TO FURNISH AND INSTALL:
		ALL TRENCHING & BACKFILL, MEETING APPLICABLE NVE STANDARD (RT-7, RT-8, OR RT-12).
--	—	4" PLASTIC CONDUIT, PER NVE U.G. STD. RC-1 AND RC-2.
		4" PLASTIC CONDUIT BENDS (90°, 45°) WITH 36" MIN. RADIUS. (IF CONDUIT LENGTH IS UNDER 100')
		4" RGS BENDS (90°, 45°) WITH 36" MINIMUM RADIUS, TAPED OR PVC COATED. (IF CONDUIT LENGTH IS OVER 100')
		IF THE CUSTOMER CHOOSES TO INSTALL A STREET CROSSING, NVE REQUIRES A 4" CONDUIT PER SECONDARY CABLE, AND A 2" CONDUIT PER 1/0 CABLE.
--	—	2" ,3" DB120 PLASTIC CONDUIT (INCLUDING SWEEPS OR RISERS FOR HANDHOLES, TRANSFORMERS, PULLBOXES, ETC.).
		2", 3" SCH.40 PLASTIC CONDUIT BENDS (90°, 45°) WITH 48" MINIMUM RADIUS (IF CONDUIT LENGTH IS UNDER 500').
		2". 3" FIBERGLASS CONDUIT BENDS (90°, 45°) WITH 36" MINIMUM RADIUS (IF CONDUIT LENGTH IS OVER 500').
		COUPLING FOR 2", 3", 4", OR 6" CONDUITS (AS APPLICABLE).
		ALL SERVICE CONDUIT - 2" MINIMUM DB60 PVC GRAY (RISER: RGS REQUIRED) WITH 3/4" MULETAPE PULL LINE WITH A MIN. BREAKING STRENGTH OF 2500 lbs.
		17" X 30" HANDHOLE, PER NVE U.G. STD. RS-1 (WITH 8" COLLAR WHERE APPLICABLE).
		2'-6" X 4' X 4' SPLICE PULLBOX PER NVE U.G. STD. RS-80.

CONSTRUCTION/INSPECTION REQUIREMENTS

WORK MUST CONFORM TO NVE ELECTRIC SERVICE STANDARDS, AVAILABLE AT: www.nvenergy.com/business/newconstruction/newconstruction5/serviceforstandards.cfm

NVE INSPECTOR MUST BE PRESENT TO INSPECT TRENCHING (SCHEDULE AT LEAST 72 HOURS IN ADVANCE) AT EACH OF THE FOLLOWING STAGES:
1. BOTTOM SAND AND CONDUIT INSTALLED
2. TOP SAND INSTALLED
3. BACKFILL INSTALLED

CONDUIT MUST BE MANDRELLED PRIOR TO RELEASE (COORDINATE WITH INSPECTOR).

NVE STAND BY CREW IS REQUIRED WHEN WORKING AT AN ENERGIZED VAULT OR TRANSFORMER. CALL STAND BY NUMBER (SEE TITLE BLOCK) TO SCHEDULE.

NVE ELECTRICAL INSTALLATION WILL NOT BE SCHEDULED UNTIL AFTER THE NVE INSPECTOR HAS COMPLETED THE OFFICIAL RELEASE.

METER(S) WILL NOT BE SET UNTIL ALL OF THE FOLLOWING ARE COMPLETE:
- [INSTRUMENT-RATED ONLY] METERING EQUIPMENT HAS BEEN SUBMITTED TO NVE METERING ENGINEER AND APPROVED. (submittals_southern@nvenergy.com)
- APPLICATION FOR METER SET HAS BEEN SUBMITTED TO NVE'S NEW DEVELOPMENT CENTER. FORM AVAILABLE AT: www.nvenergy.com/brochures_orch/new_construction/meter_set.pdf
- THE LOCAL BUILDING AUTHORITY HAS INSPECTED AND APPROVED THE METERING EQUIPMENT.
- METERING EQUIPMENT IS ACCESSIBLE AND CLEARLY IDENTIFIED WITH PERMANENT MARKINGS. ADDRESSES, SUITE NUMBERS, AND STREET SIGNS ARE POSTED IN PERMANENT LOCATIONS (SEE RPI-G).

TRACK PROJECT STATUS ONLINE WITH NVE'S DEVELOPER DASHBOARD: www.nvenergy.com/business/newconstruction/newconstruction5/developerdashboard.cfm

MAINTENANCE PROJECTS REQUIRE THE USE OF SCHEDULE 40 FOR ALL 2", 3", & 4" CONDUIT. D.B. 60 IS REQUIRED FOR ALL 6"CONDUIT. IF COILABLE CONDUIT IS USED, IT MUST BE H.D.P.E. WITHOUT RE-GROUND MATERIALS.

NOTE: PRIOR TO THE START OF TRENCHING CALL JIM COLGAN AT 702-378-1377 TO ARRANGE FOR A FIELD MEETING TO GO OVER THE PROJECT.

NOTE: BORING PERMITS ARE REQUIRED WHEN GOING UNDER ALL CURB AND GUTTER AND VALLEY GUTTERS AT VARIOUS LOCATIONS ON THIS PROJECT

NOTE: FOR CITY OF LAS VEGAS PER 19.08 & 19.12 ABOVE GROUND UTILITY BOXES SHALL BE FULLY SCREENED FROM ALL RIGHTS OF WAY.

N

T,R,S: 2060-34

APN:

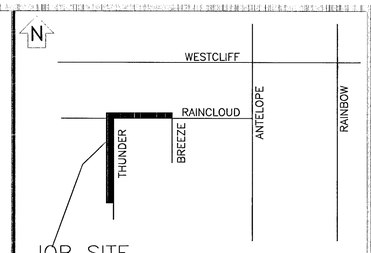

VICINITY MAP
(NOT TO SCALE)

EVERY EFFORT HAS BEEN MADE TO IDENTIFY ALL NVE FACILITIES. THE CUSTOMER SHALL CONFIRM THE EXISTENCE AND LOCATION OF THESE FACILITIES.

AVOID HITTING OVERHEAD POWER LINES. IT'S COSTLY.

CALL BEFORE YOU DO OVERHEAD

CALL 1-702-402-2929

Call before you Dig
Avoid cutting underground utility lines. It's costly.
Call 811
OR
1-800-227-2600
AND
CLARK COUNTY TRAFFIC OPERATIONS
1-702-455-6000

REVISIONS

NO.	DESCRIPTION	DATE	G.A.
1	ADDED 2" CONDUIT TO TRENCH PK 3-19-15	03/17/2015	DS

MAINTENANCE

TYPE OF EASEMENT:	JPA NOTES:
AERIAL	EMBARQ CONTACT:
STANDARD	PHONE NUMBER:
R/W-31	DATE OF CONTACT:
UNDERGROUND	TO SET NEW POLES
AS BUILT UNDERGROUND	TO STAKE NEW POLES
R.O.E./R/W-5-COM	TO PROVIDE POLES
3rd PARTY	FT. CLASS
UNDERGROUND BY EXHIBIT	FT. CLASS
(N-DOT) PERMIT	FT. CLASS
(BLM) PERMIT	TO DIG POLE HOLES
RAILROAD-UPRR-PERMIT	TO REMOVE EX. POLES
SO. NEVADA WATER PERMIT	
NOT REQUIRED	
Misc. Info.	JPA#:

EXHIBIT 'A'

NVE INFORMATION:

COORDINATOR: JIM KETTERLING
PHONE: 702-402-6792
DESIGNER: JIM KETTERLING D.F.
DCA: N/A
INSPECTOR: 402-3008
STAND BY: 402-4114, 402-4117,402-4118
DISTRICT: LAS VEGAS NORTH

CUSTOMER INFORMATION:

APPLICANT
ENGINEER:
CONTACT:
APPROVAL DATE:

GOVERNMENT INFORMATION:

AGENCY: CITY OF LAS VEGAS
APPROVAL DATE:

FOR EACH SERVICE POINT (POINT OF DELIVERY), ENERGY FOR EACH TENANT SPACE WILL BE MEASURED THROUGH ONE WATTHOUR METER. ENERGY FOR ALL NON-TENANT SPACE WILL BE MEASURED THROUGH ONE WATTHOUR METER. CONTACT NVE METER OPERATIONS FOR MULTIPLE RATE CLASS INSTALLATIONS

NVEnergy

PRI RETRENCH SW CORNER
WESTCLIF/RAINBOW

SW CORNER
WESTCLIF/RAINBOW

PROJ. ID: 3000328571 | SCALE: 1" = 30' | DATE
SHEET #: 2 OF 2 | DATE: 10/29/2014

NOTES:

1. IF PROPOSED CONDUIT IS WITHIN 6' OF SEWER CONCRETE ENCASEMENT IS REQUIRED.

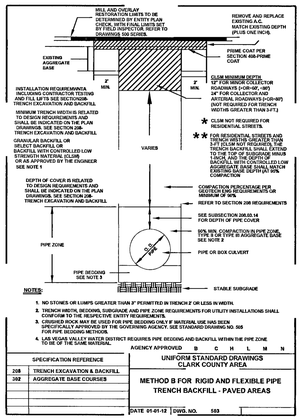

NOTES:
1. NO STONES OR LUMPS GREATER THAN 3" PERMITTED IN TRENCH 2' OR LESS IN WIDTH.
2. CLEAN MATERIAL SHALL BE PLACED ABOVE REQUIREMENTS FOR UTILITY INSTALLATIONS SHALL CONFORM TO THE REQUIREMENTS FOR GRADE 1 MATERIAL.
3. CRUSHED ROCK MAY BE USED FOR PIPE BEDDING ONLY IF MATERIAL USE HAS BEEN SPECIFICALLY APPROVED BY THE GOVERNING AGENCY. SEE STANDARD DRAWING NO. 505 FOR PIPE BEDDING METHODS.
4. LAS VEGAS VALLEY WATER DISTRICT REQUIRES PIPE BEDDING AND BACKFILL WITHIN THE PIPE ZONE TO BE OF THE SAME MATERIAL.

AGENCY APPROVED B C H L M N

SPECIFICATION REFERENCE	
208	TRENCH EXCAVATION & BACKFILL
302	AGGREGATE BASE COURSES

UNIFORM STANDARD DRAWINGS
CLARK COUNTY AREA

METHOD B FOR RIGID AND FLEXIBLE PIPE TRENCH BACKFILL - PAVED AREAS

DATE 01-01-12 | DWG. NO. 503

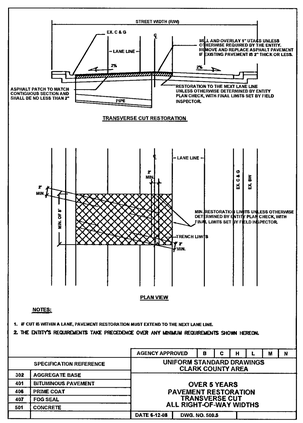

NOTES:
1. IF CUT IS WITHIN A LANE, PAVEMENT RESTORATION MUST EXTEND TO THE NEXT LANE LINE.
2. THE ENTITY'S REQUIREMENTS TAKE PRECEDENCE OVER ANY MINIMUM REQUIREMENTS SHOWN HEREON.

AGENCY APPROVED B C H L M N

SPECIFICATION REFERENCE	
302	AGGREGATE BASE
401	BITUMINOUS PAVEMENT
408	PRIME COAT
407	FOG SEAL
501	CONCRETE

UNIFORM STANDARD DRAWINGS
CLARK COUNTY AREA

OVER 5 YEARS
PAVEMENT RESTORATION
TRANSVERSE CUT
ALL RIGHT-OF-WAY WIDTHS

DATE 6-12-08 | DWG. NO. 500.8

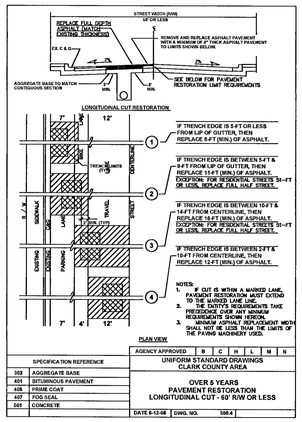

AGENCY APPROVED B C H L M N

SPECIFICATION REFERENCE	
302	AGGREGATE BASE
401	BITUMINOUS PAVEMENT
408	PRIME COAT
407	FOG SEAL
501	CONCRETE

UNIFORM STANDARD DRAWINGS
CLARK COUNTY AREA

OVER 5 YEARS
PAVEMENT RESTORATION
LONGITUDINAL CUT - 50' R/W OR LESS

DATE 6-12-08 | DWG. NO. 500.4

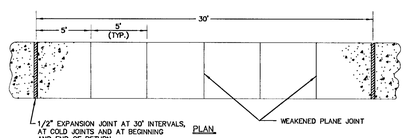

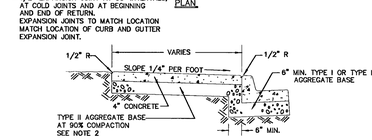

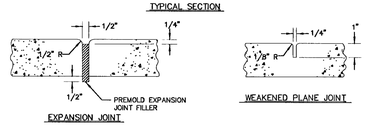

NOTES:
1. ON ALL CURB RETURNS A 1/2" EXPANSION JOINT SHALL BE CONSTRUCTED BETWEEN THE BACK OF CURB AND THE SIDEWALK FOR THE ENTIRE LENGTH OF THE RETURN.
2. THE TYPE II AGGREGATE BASE THICKNESS IS SHOWN ON THE TYPICAL SECTION DRAWINGS 202 - 207.
3. LONGITUDINAL WEAKENED PLANE JOINT REQUIRED AT MIDPOINT OF SIDEWALK 10' OR WIDER.

CLARK COUNTY AREA
UNIFORM STANDARD DRAWINGS #234
SIDEWALK

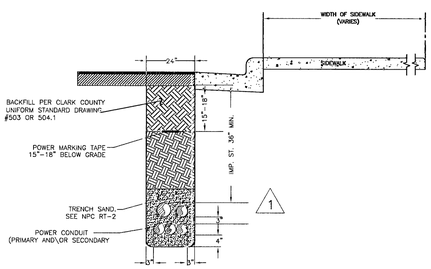

TRENCH DETAIL
FOR MAINTENCE ONLY REPLACEMENT OF EXISTING CABLE

CITY OF LAS VEGAS
PERMIT REQUIRED*

CONTACT CLV LAND DEVELOPMENT (229-6371)
CLV CONSTRUCTION SERVICES MUST BE NOTIFIED 24 HOURS PRIOR TO COMMENCING CONSTRUCTION (229-6337)

HANSEN_____ DATE_____

*NVE INSPECTOR MUST BE NOTIFIED BY FAX 48 HOURS PRIOR TO COMMENCING CONSTRUCTION & WILL VERIFY CITY PERMIT FOR WORK DONE IN STREETS OR SIDEWALK.
FAX PERMIT TO:
LAS VEGAS NORTH (RYAN CENTER): 402-4354
LAS VEGAS SOUTH (BELTWAY CENTER): 402-6864

Reprot

APPROVED FOR CONSTRUCTION

THIS APPROVAL IS FOR WORK IN CLV R/W & EASEMENT ONLY. OBTAINING PERMISSIONS OR EASEMENTS FOR WORK SHOWN ON PRIVATE PROPERTY IS THE RESPONSIBILITY OF THE UTILITY.

APPROVAL

Sharing of this drawing and the information contained herein shall be only to individuals/parties who have entered into an agreement with Applicant for the completion of work associated with this specific project. Use for purposes other than this specific project requires the written consent of NV Energy.

1-REVISION(S)