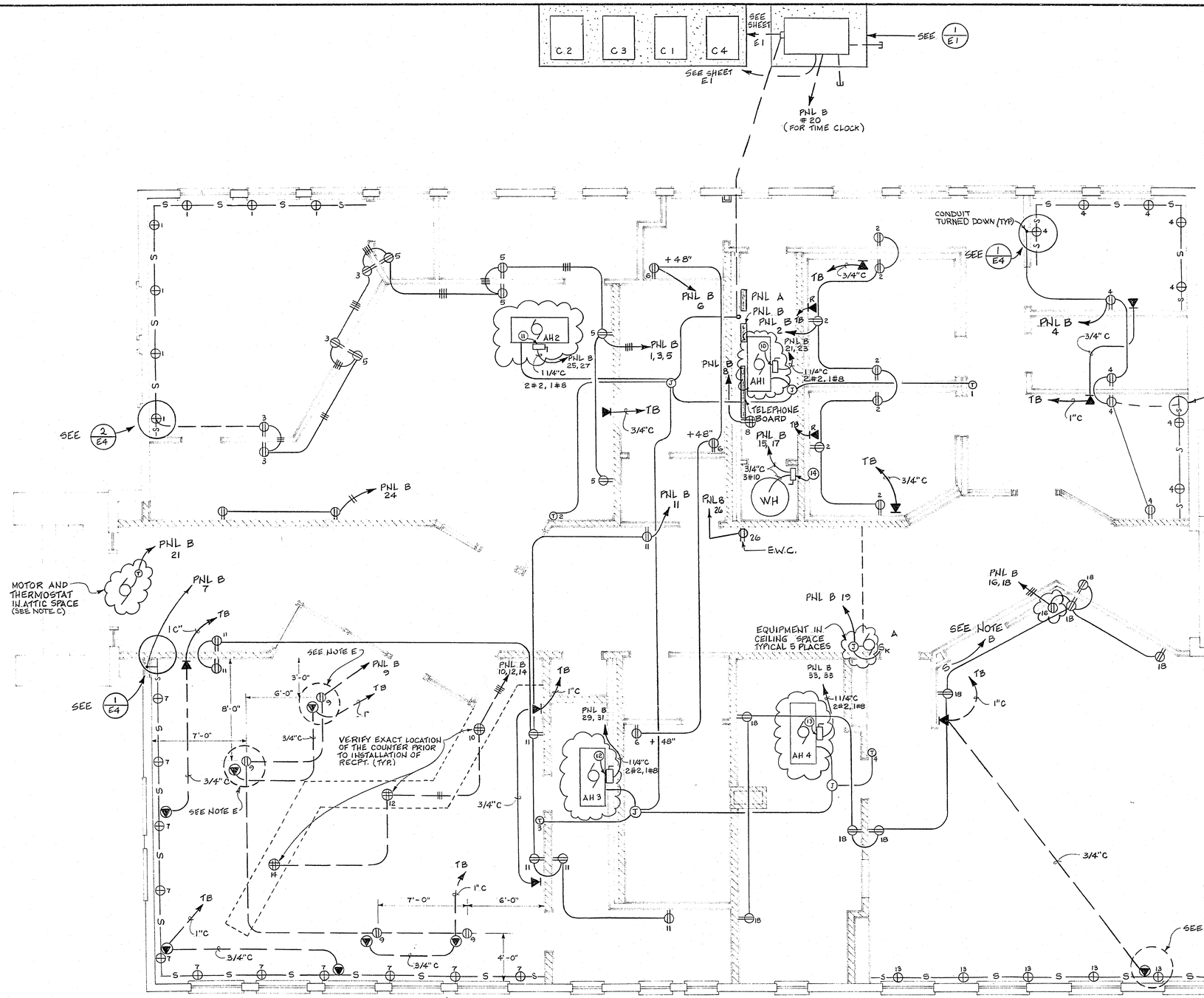

NOTES

A. PROVIDE KEY OPERATOR AND WIRING AS PER MANUFACTURER'S RECOMMENDATIONS. SUBMIT SHOP DRAWINGS FOR APPROVAL PRIOR TO INSTALLATION. SWITCH SHALL BE INSTALLED AT SWITCH HEIGHT ON SOUTH SIDE OF BARRIER.

B. PROVIDE SWITCH AND WIRING FOR MOTORIZED SCREEN AS PER MANUFACTURER'S RECOMMENDATIONS. SUBMIT SHOP DRAWINGS FOR APPROVAL PRIOR TO INSTALLATION.

C. PROVIDE WIRING AND CONDUIT AND MAKE NECESSARY CONNECTIONS TO ATTIC VENT FAN AND LINE VOLTAGE THERMOSTAT.

D. VERIFY BOX OFFSET PRIOR TO MOUNTING IN WALLS.

E. TELEPHONE AND ELECT. STUBED OFF UNDER FLOOR IN J BOXES ACCORDING TO A CONTRACT MODIFICATION

CONTRACT DRAWING
NOV 3 0 1982

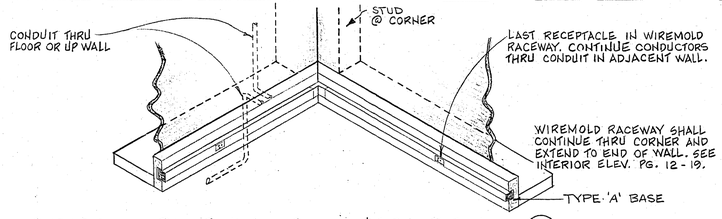

TYPICAL RACEWAY AT CORNER DETAIL 1/E4
NO SCALE

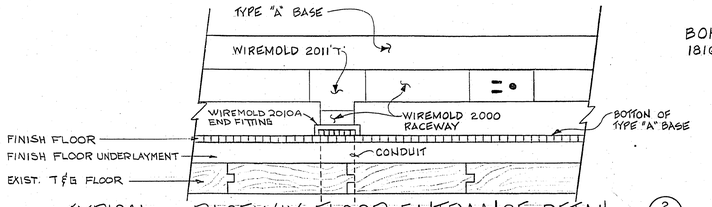

TYPICAL RACEWAY FLOOR ENTRANCE DETAIL 2/E4
NO SCALE

BONGBERG - WHITNEY INC.
1816 INDUSTRIAL Rd.
LAS VEGAS - NEVADA
382 - 1371

AS BUILT

DINTER ENGINEERING CO., Ltd.
Consulting Electrical & Mechanical Engineers
956 Willow St., Suite 200 — Reno Nevada 89502 — (702) 329-0206
1555 E. Flamingo Rd., Suite 254 — Las Vegas, Nevada 89109 — (702) 369-3139

Revisions	Date

Scale (h) 1/4" = 1'-0" | Scale (v) ——— | W.U. 2162
Fld. bk. no. | Date AUG. 1982
Design by M. GOODMAN | Drawn by NORMA GOMEZ

APPROVED BY CITY ENGINEER

PROFESSIONAL ENGINEER — STATE OF NEVADA — PETER J. HILL — REGISTERED PROFESSIONAL ENGINEER — No. 5501 — 10-11-82

Department of Public Services — Engineering Design Division

WEST SIDE SCHOOL RENOVATION

POWER AND TELEPHONE PLAN

CITY OF LAS VEGAS — NEVADA — CLARK COUNTY

Drawing no. 513 - 53 | E4/57

7-16