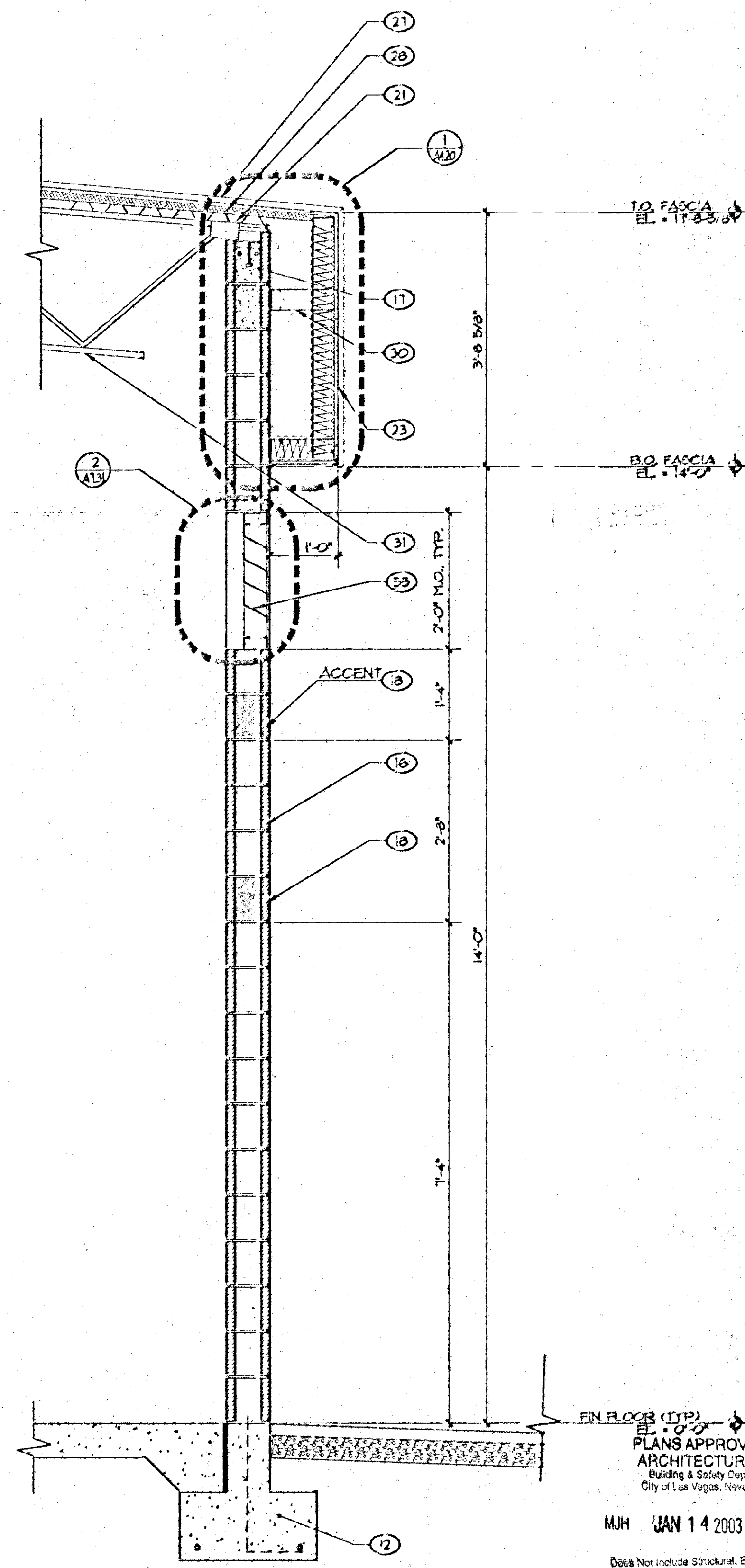


**FIELD MAINTENANCE BUILDING
WALL SECTION @ CANOPY** ②
SCALE: 3/4" = 1'-0"




**FIELD MAINTENANCE BUILDING
TYPICAL WALL SECTION** ①
SCALE: 3/4" = 1'-0"

KEYNOTES
SHEETS A121 - A123

- 1 CONCRETE ROOF TILE
- 2 #30 FELT
- 3 PLYWOOD SHEATHING SEE STRUCT. DUGS.
- 4 PLYWOOD FASCIA
- 5 METAL SOFFIT PANEL
- 6 3/4" EXTERIOR CEMENT PLASTER ON METAL LATH O/F FELT PAPER ON PLYWOOD SHEATHING
- 7 2 x 3 WOOD STUDS
- 8 R13 BATT INSULATION
- 9 HEADER SEE STRUCT.
- 10 HOLLOW METAL FRAME
- 11 SILL PLATE
- 12 CONCRETE FOOTING, SEE STRUCTURAL DRAWINGS
- 13 2x WOOD BLOCKING
- 14 4" x 4" CERAMIC TILE
- 15 2" x FRIEZE, PAINTED
- 16 3" x 3" x 1/2" STANDARD-FACE CMU, RUNNING BOND WITH SMOOTH JOINTS
- 17 CMU BOND BEAM - GROUT SOLID
- 18 SPLIT-FACE CMU
- 19 3" x 3" x 1/2" STANDARD CMU, GROUT SOLID
- 20 STEEL ANGLE LEDGER, INSTALL TO MATCH ROOF SLOPE, SEE STRUCT. DUGS.
- 21 METAL ROOF DECK
- 22 STEEL CANOPY FRAMING, SEE STRUCT. DUGS.
- 23 CONTINUOUS METAL FASCIA TO MATCH ROOF
- 24 TUBE STEEL FENCE ASSEMBLY
- 25 PERFORATED METAL SCREEN
- 26 TUBE STEEL COLUMN, SEE STRUCT. DUGS.
- 27 STANDING SEAM METAL ROOF
- 28 2" RIGID INSULATION
- 29 GUTTER
- 30 FRAMING AS REQUIRED
- 31 STEEL JOIST, SEE STRUCT. DUGS.
- 32 DOWNSPOUT
- 33 CONCRETE FLOOR SLAB
- 34 AC PAVING
- 35 1x WOOD BLOCKING
- 36 LIGHT FIXTURE
- 37 2x WOOD FRAMING
- 38 PREMANUFACTURED WOOD TRUSSES, SEE STRUCT.
- 39 ALUMINUM STOREFRONT SYSTEM
- 40 3" TALL ALUMINUM LETTERS
- 41 6-3/4" TALL ALUMINUM LETTERS
- 42 GLAZING
- 43 SIDEWALK, SEE CIVIL
- 44 GYP. BD. SOFFIT
- 45 ACOUSTICAL CEILING TILE
- 46 DUCTWORK, SEE MECH.
- 47 TUBE STEEL SHADE CANOPY
- 48 TJI JOISTS
- 49 5/8" GYP. BD.
- 50 TAPERED RIGID INSULATION, MINIMUM 2" THICK
- 51 SINGLE-PLY ROOFING
- 52 MEMBRANE FLASHING
- 53 45 DEGREE ANGLE, TYP.
- 54 PLASTER SCREED
- 55 LOUVER - SEE MECHANICAL
- 56 EXISTING FRAMING - VERIFY IN FIELD
- 57 EXISTING SHEATHING - VERIFY IN FIELD
- 58 EXISTING WALL FINISH - VERIFY IN FIELD
- 59 2 x FRAMING @ 16" O.C. TO FILL EXIST. ROUGH OPENING
- 60 GYP. BD. - COVER FILLED WINDOW OPENING, PATCH & FINISH TO MATCH EXIST.
- 61 ACoust. BATT INSULATION


PLANS APPROVED
ARCHITECTURAL
Building & Safety Dept.
City of Las Vegas, Nevada
MJH JAN 14 2003

Does Not Include Structural, Electrical, Plumbing/Mechanical or Civil-Site Improvements. Make No Change without Approval. Plans do Not a Permit to Violate Any Ordinance.



223002
TATE SNYDER KIMSEY ARCHITECTS
1000 EAST STEWART AVENUE
LAS VEGAS, NEVADA 89101
PHONE: (702) 223-6339
FAX: (702) 223-6332
TDD: (702) 223-6108

**CITY OF LAS VEGAS WEST SERVICE YARD
BUFFALO DRIVE AND PEAK ROAD
LAS VEGAS, NEVADA**
WALL SECTIONS
FIELD MAINTENANCE BUILDING



OWNER: CITY OF LAS VEGAS
DEPARTMENT OF PUBLIC WORKS
ARCHITECTURAL SERVICES

DATE	DATE
FILE	047A722
DATE	08/26/02
SCALE	3/4" = 1'-0"
NO.	021534103
REVISED	07-V3548

RECEIVED
SEP 06 2002
CITY OF LAS VEGAS
BUILDING DEPT.

A7.22