



**ROOF PLAN**  
SCALE: 1/8" = 1'-0"



**KEYNOTES**

- SHEETS A4.11 - A4.14
- 1 STANDING SEAM METAL ROOF
  - 2 CONCRETE TILE ROOF
  - 3 SINGLE PLY ROOFING
  - 4 DOWN SPOUT
  - 5 ROOF DRAIN
  - 6 WALL BELOW SHOWN DASHED
  - 1 TUBE STEEL SHADE STRUCTURE, PTD. COLOR. B SEE 1/A1.30
  - 3 STEEL DECK, PAINTED
  - 9 METAL FASCIA PANEL
  - 10 ROOF PARAPET WALL
  - 11 GUTTER
  - 12 TAPERED RIGID INSULATION CRICKET
  - 13 EXHAUST FAN - SEE MECHANICAL DRAWINGS
  - 14 HYAC UNIT - SEE MECHANICAL DRAWINGS
  - 15 EVAPORATIVE COOLER, 4 CURB, SEE MECH. DUGS.
  - 16 METAL ROOF
  - 17 4' x 8' TRANSLUCENT PANELS BY BLDG. MANUFACTURER, TYP. OF 16
  - 18 ROOF ACCESS HATCH
  - 19 TRAFFIC PAD, TYP.
  - 20 ROOF VENT



REVISIONS  
083021

CONSULTOR  
TATE SNYDER KIMSEY ARCHITECTS  
2000 Las Vegas Blvd. South, Suite 1000, Las Vegas, NV 89101  
TEL: (702) 388-3732 FAX: (702) 388-3732


**DEPARTMENT OF PUBLIC WORKS**

CITY OF LAS VEGAS WEST SERVICE YARD  
BUFFALO DRIVE AND PEAK ROAD  
LAS VEGAS, NEVADA  
ROOF PLAN  
IT ADDITION

PLANS APPROVED  
Building & Safety Dept.  
City of Las Vegas, Nevada

MR. JAN 14 2003

Does Not Include Structural, Electrical, Plumbing, Mechanical or On-Site Improvements. Make No Change Without Approval. Plan is Not a Permit to Violate Any Ordinance.



OWNER: CITY OF LAS VEGAS  
DEPARTMENT OF PUBLIC WORKS  
ARCHITECTURAL SERVICES

400 EAST STEWART AVENUE  
LAS VEGAS, NEVADA 89101  
PHONE: (702) 229-6935  
FAX: (702) 388-3732  
TDD: (702) 388-9108

STATE	NE
FILE	047414
DATE	083021
SCALE	1/8" = 1'-0"
DWG. NO.	02.15341.03
REV. NO.	07-V3548

RECEIVED  
SEP 06 2002  
CITY OF LAS VEGAS  
BUILDING DEPT.