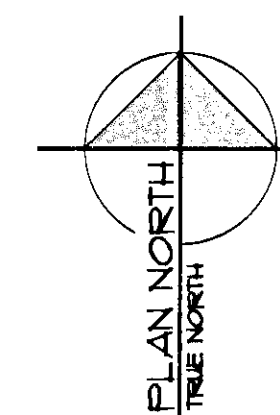


ROOF PLAN
SCALE: 1/8" = 1'-0"



KEYNOTES

SHEETS A4.11 -A4.14



- 1 STANDING SEAM METAL ROOF
- 2 CONCRETE TILE ROOF
- 3 SINGLE PLY ROOFING
- 4 DOWN SPOUT
- 5 ROOF DRAIN
- 6 WALL BELOW SHOWN DASHED
- 7 TUBE STEEL SHADE STRUCTURE, PTD. COLOR. B SEE 1/A1.30
- 8 STEEL DECK, PAINTED
- 9 METAL FASCIA PANEL
- 10 ROOF PARAPET WALL
- 11 GUTTER
- 12 TAPERED RIGID INSULATION CRICKET
- 13 EXHAUST FAN - SEE MECHANICAL DRAWINGS
- 14 HVAC UNIT - SEE MECHANICAL DRAWINGS
- 15 EVAPORATIVE COOLER, 4 CURB, SEE MECH. DWGS.
- 16 METAL ROOF
- 17 4' x 8' TRANSLUCENT PANELS BY BLDG. MANUFACTURER, TYP. OF 16
- 18 ROOF ACCESS HATCH
- 19 TRAFFIC PAD, TYP.
- 20 ROOF VENT



REVISIONS
 08.30.02
 03.14.03

CONSULTANT
TATE SNYDER KIMSEY
 ARCHITECTS
 720 Main Street Henderson, Nevada 89014, PH: 702-465-3000 FAX: 702-465-1020
 www.tate-snyder-kimsey.com

DEPARTMENT OF PUBLIC WORKS
 CITY OF LAS VEGAS WEST SERVICE YARD
 BUFFALO DRIVE AND PEAK ROAD
 LAS VEGAS, NEVADA
 ROOF PLAN
 FIELD OPERATIONS BUILDING



OWNER: CITY OF LAS VEGAS
 DEPARTMENT OF PUBLIC WORKS
 ARCHITECTURAL SERVICES

APPROVAL IS FOR CLOUDED AREAS OR LATEST REVISIONS ONLY. SEE ORIGINALS FOR OTHER REQUIREMENTS.

PLANS APPROVED
 ARCHITECTURAL
 BUILDING & SUDRY, CLARK
 CIVIL ENGINEER, NEVADA

MJK MAR 20 2003

Drawn to meet the latest Building Department Amendments to the Building Code. Improvements to Meet the Code. Without Approval From the City Engineer. Not a Permit to Violate Any Ordinance.

DRAWN	WFE
P.L.	047A411
DATE	03.14.03
SCALE	1/8" = 1'-0"
REV. NO.	02.15341.09
CLIPPING NO.	107-V3548

A4.11